

ROYAL INSTITUTE OF BRITISH ARCHITECTS, LONDON

Drawings Collection

*Catalogue of
the Drawings Collection
of the Royal Institute
of British Architects*

THE SCOTT FAMILY

by Geoffrey Fisher, Gavin Stamp & others
edited by Joanna Heseltine

GREGG INTERNATIONAL



THE SIR BANISTER FLETCHER LIBRARY,
ROYAL INSTITUTE OF BRITISH ARCHITECTS

Copyright © 1981 by Royal Institute of British Architects
All rights reserved. No part of this publication may be reproduced,
stored in a retrieval system, or transmitted, in any form or by any
means, electronic, mechanical, photocopying, recording or otherwise,
without the prior permission of Avebury Publishing Co. Ltd.

Published 1981 by Avebury Publishing Co. Ltd,
Olympic House, 63 Woodside Road, Amersham, Bucks, England

0 576 15999 9 (complete set)
0 576 15572 1 (this volume)

Designed and produced by Design for Print Ltd, London
Text printed in Hungary by Franklin Nyomda, Budapest
Plates printed in England by Cotswold Collotype Co. Ltd, Wotton-under-Edge

Foreword

The catalogue is divided into two sections, and within each section the architects and partnerships are arranged as far as possible in chronological order. This arrangement reflects the division of the Scott architectural dynasty into two main branches: Section I follows the line of succession leading from the partnership of George Gilbert Scott Snr and William Bonython Moffatt to Charles Marriott Oldrid Scott, and Section II follows the line from George Gilbert Scott Jnr to his sons Giles and Adrian Gilbert Scott.

The drawings of the Scott family at the RIBA include some very large groups of twentieth-century drawings. In general, summary catalogues have been given of such drawings, whereas earlier drawings have been catalogued in full.

The catalogue was compiled between 1973 and 1977. Section I and the index were compiled by Geoffrey Fisher. He made use of a first draft catalogue compiled by Dirk Hansen in 1973-74 of those drawings which were at that time in the Collection. So far as the catalogue of drawings by G. G. Scott Snr is concerned, Gavin Stamp contributed the biography and also the references and note to London: Government offices [84], Mosette Broderick and myself were responsible for preliminary work on the sketchbooks, and I also helped with references and notes. Section II was compiled by Gavin Stamp, and Gavin Stamp was also responsible for the family tree and for the brief account of the Scott family on p.9.

Unfortunately, the choice of illustrations had to be made at a very early stage, and it has therefore been impossible to illustrate any of the drawings which have been acquired since early 1974; and some additions to the bibliographies of Section II are listed in an addendum on p.187

JOANNA HESELTINE

February 1980



Acknowledgements

We should like especially to thank those who have presented drawings to the RIBA: Mrs M. T. Moore, Mrs Margaret Powell, Mr Richard Scott, the Rev. J. Whitlam, the National Monuments Record and Newark District Council. We should also like to thank our colleagues at the Drawings Collection, another member of the Scott family, Mrs Elizabeth Hoare, and, among others who have helped with information or advice: the Very Rev. G. W. O. Addleshaw, Mr B. J. Ashwell, the Rev. Canon J. G. B. Ashworth, Mr R. J. F. Bassett, the Rev. L. R. L. Bearman, the Rev. Canon P. B. G. Binnall, Mr S. E. Dykes Bower, the Rev. F. A. Bown, Mr S. Chamberlain, Mrs M. Clapinson, the late Canon B. F. L. Clarke, Mr H. M. Colvin, Mr C. Cooper, Mr N. Cooper, Miss C. H. Cruft, Mr M. Darby, the Rev. T. P. Dunphy, Mrs A. M. Erskine, Mrs P. Gill, Dr J. R. L. Highfield, Mr C. H. Houlder, Mr P. Howell, Mr F. Hull, the Very Rev. W. U. Jacob, Mr S. S. Jervis, Mr P. Joyce and Dr J. M. Crook (who allowed us to consult the card index for their forthcoming dictionary of Victorian architects), Mr J. R. Kell, Mr Peter Kelly, the Rev. M. King, Mr F. W. Kuhlicke, Mr R. B. Lockett, Lady Mosley, Mr R. C. Norris, Miss A. M. Oakley, Mrs D. M. Owen, Mr J. R. Pierrepont, Mr R. A. P. Pinckney, Mr A. Reader-Moore, Mr B. C. Redwood, Mr L. S. Rider, Mr A. Saint, Mrs Scutt, the Rev. D. G. C. M. Senior, Mr H. Gordon Slade, Mr B. S. Smith, the Rev. A. G. Southeard, Mr F. W. Steer, the Rev. Canon R. O. Stephenson, the Rev. A. N. Symondson, Mr F. J. Thomas, Dr D. Watkin, Sister M. F. Weld, Mr R. Wildman, Mrs M. Woods and the Fathers of the London and Birmingham Oratories.

Particular thanks are owed also to the British Architectural Library Trust and to the Holford Memorial Trust, a fund raised in commemoration of the work of Lord Holford PRIBA, for generous grants towards the publication of this volume.

Arrangement of entries

- 8 Abbreviations
- 9 The Scott family
- 10 The drawings at the RIBA
- 11 Manuscripts

Section I

- 13 Scott, George Gilbert Snr: biography
- 17 Scott, George Gilbert Snr & Moffatt, William Bonython
- 19 Scott, George Gilbert Snr
- 86 Scott, George Gilbert Snr & others
- 87 Scott, George Gilbert Jnr & Scott, John Oldrid
- 88 Scott, John Oldrid
- 109 Scott, John Oldrid & others
- 110 Scott, John Oldrid & Scott, Charles Marriott Oldrid
- 112 Scott, John Oldrid & Scott, Charles Marriott Oldrid & others
- 112 Scott, Charles Marriott Oldrid
- 115 Scott, Charles Marriott Oldrid & others

Section II

- 117 Scott, George Gilbert Jnr
- 166 Scott, Giles Gilbert
- 178 Scott, Giles Gilbert & others
- 180 Scott, Adrian Gilbert
- 187 Index of persons & places
- 204 List of plates

Order under each architect or partnership

Biography & bibliography

Survey & design drawings (except under G. G. Scott Jnr, where certain survey drawings are arranged separately after design drawings) arranged alphabetically according to place, or, in a second sequence, according to subject

Measured, topographical & study drawings, lecture diagrams &c, arranged alphabetically according to place, or, in a second sequence, according to subject

Sketchbooks

Layout under each scheme

(Items 3-8 are omitted from summary catalogues of drawings; sketchbooks are catalogued according to a modified layout)

1 *Scheme number, place (if known)*: British counties are given as before the 1974 changes under the Local Government Act, 1972

2 *Stage of realization*, i.e. whether survey drawing(s), preliminary design, design, contract drawing(s), working drawing(s), measured drawing(s), topographical drawing(s), study drawing(s), lecture diagram(s) &c; within each scheme, drawings are arranged as far as possible in chronological order; subject of drawing(s) if there is no place heading, or nature of work represented if not a complete new building; date(s) derived from drawing(s); number of drawings in parentheses

3 *Aspect treatment*, i.e. whether plan, elevation, section, detail, perspective, view &c; words in italic are inscribed on the drawing

4 *Scale*

5 *Inscriptions*: the medium is only specified if it differs from that of the drawing proper

6 *Signature &/or date*

7 *Watermark*: only dated watermarks are given and only in the case of drawings which are not dated

8 *Medium & support*: if support is not specified, cartridge paper or similar is to be understood; size of sheet (exclusive of backing or mount), height before width, in millimetres; damage to sheet

9 *Provenance*

10 *Exhibition*: no exhibition after the acquisition of the drawing by the RIBA is mentioned

11 *Manuscript material in the RIBA*

12 *Literature &/or reproduction*

13 *Notes*



Abbreviations

BIBLIOGRAPHICAL

- ABN* *Architect & Building News*, 1926-
AASR *Associated Architectural Societies' Reports & Papers*, 1850-
AJ *Architects' Journal*, 1919-
AR *Architectural Review*, 1897-
BN *Building News* (later *Architect & Building News*), 1857-1926
CEAJ *Civil Engineer & Architects Journal*, 1838-67
CL *Country Life*, 1897-
DNB *Dictionary of National Biography*
 Eastlake C. L. Eastlake, *A History of the Gothic revival*, 1872; reprint,
 ed. J. M. Crook, 1970
Essay G. G. Scott, *An Essay on the history of English church architecture*
prior to the separation of England from the Roman obedience, 1881
ILN *Illustrated London News*, 1842-
Jnl *Journal*
 Millard W. Millard, 'Notes on some works of the late Geo. Gilbert
 Scott, M. A., F.S.A. - Gilbert Scott the younger', *AR*, V, 1898-99,
 pp.58-66, 124-132
 Pevsner N. Pevsner & others, 'The Buildings of England' volumes,
 e.g. Pevsner, *Herts*, 1953
 Pevsner, *London I* N. Pevsner, *London: The Cities of London and*
Westminster
 Pevsner, *London II* N. Pevsner, *London, except the Cities of London and*
Westminster
Recollections Sir G. G. Scott (ed. G. G. Scott), *Personal and professional*
recollections, 1879
RCHM Royal Commission on Historical Monuments (England),
 Royal Commission on Ancient & Historical Monuments (Wales) or
 Royal Commission on the Ancient & Historical Monuments of
 Scotland, *Inventories*
 Stamp G. M. Stamp, 'Sir Gilbert Scott's Recollections', *Architectural*
History, XIX, 1976, pp.54-73
 Survey of London Committee for the Survey of the Memorials of
 Greater London, later London County Council & Committee for
 the Survey of the Memorials of Greater London, later London
 County Council (now Greater London Council), *Survey of London*
 volumes
VCH *Victoria History of the Counties of England*

Further abbreviations will be found under the note on provenance,
 p.10

TEXTUAL


- AE* Architectural Exhibition
ARA Associate of the Royal Academy of Arts
A Associate of the RIBA
Bibl Bibliography
C century
c. *circa*
CRO County Record Office
d dated
dem. demolished
ECE Ecclesiastical Commissioners for England
Exhib Exhibited
F Fellow of the RIBA
FSA Fellow of the Society of Antiquaries of London
ft foot, feet
FS full size
illus. illustration, illustrated
in inch, inches
ICBS Incorporated Church Building Society
Insc Inscribed
L Licentiate of the RIBA
Lit Literature
NBR National Buildings Record, now National Monuments
 Record
NMR National Monuments Record (attached to the Royal
 Commission on Historical Monuments (England))
pl. plate
Pres. Presented
Prov Provenance
Pur. Purchased
Reprd Reproduced
RA Royal Academy of Arts, Royal Academician
RIBA Royal Institute of British Architects
s signed
SPAB Society for the Protection of Ancient Buildings
V & A Victoria & Albert Museum, London
w/m watermark



George Gilbert Scott Jnr MA, FSA



Sir Gilbert Scott RA




John Oldrid Scott



Sir Giles Gilbert Scott OM, RA



Adrian Gilbert Scott CBE, MC



Carte-de-visite photograph of Sir Gilbert Scott by Mayall, probably early 1870s (in possession of Richard Gilbert Scott)



Watercolour portrait of George Gilbert Scott Jnr at the age of five, painted by C. W. Wing, 1844 (in possession of Richard Gilbert Scott)



Cabinet photograph of the younger children of George Gilbert Scott Jnr, c. 1886; from left to right: Giles, Adrian & Sebastian (in possession of Richard Gilbert Scott)

*The Scott family:
a pedigree showing the descendants
of Thomas Scott, 'The Commentator',
who were architects*



The Scott coat of arms:

Argent, six catherine wheels three,

two and one sable a bordure engrailed tenné

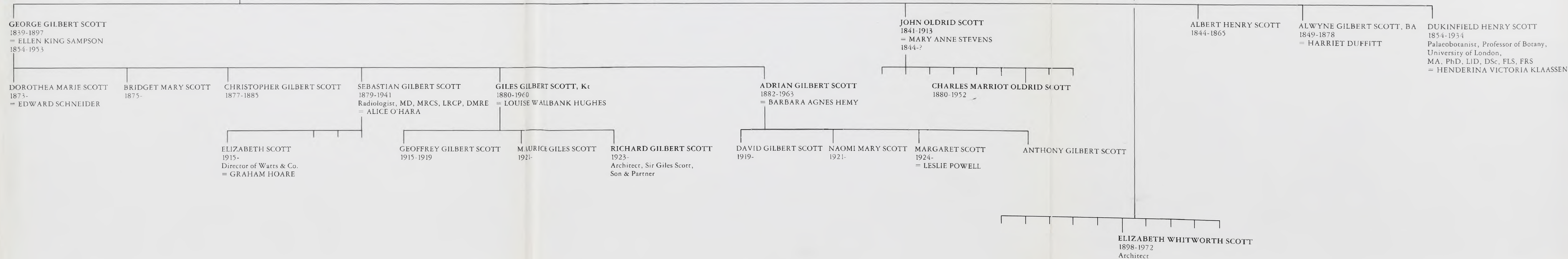
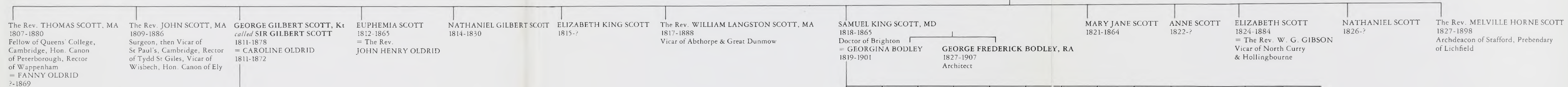
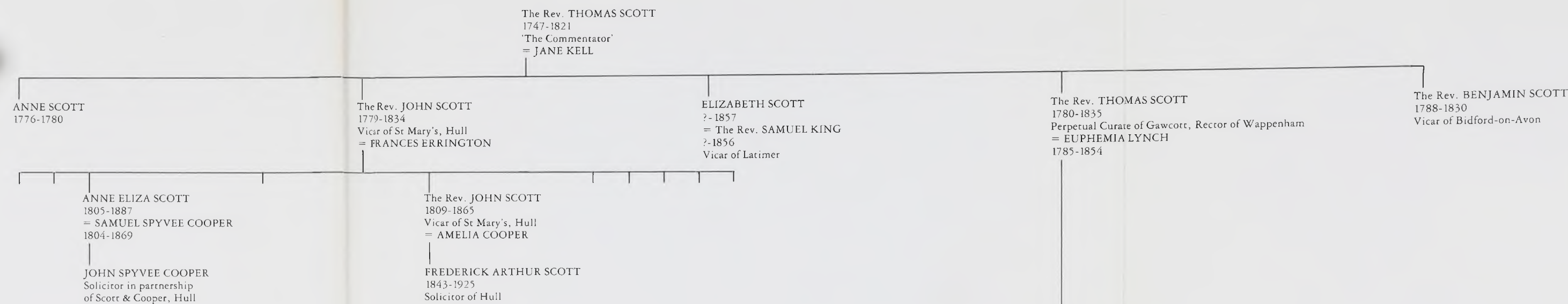
Crest, issuant from a crown vallay or a demi

griffin sable beaked and membered and supporting

with the claws a pair of dividers points upwards

and expanded gold (mantled gules, doubled or)

Motto: Bien ou Rien



The Scott family

The Scott family exhibits the remarkable phenomenon of considerable architectural ability over three or more generations, spanning over a century, collecting two knighthoods, two presidentships of the RIBA, an Order of Merit, and two RAs, and covering the land with a wide variety of buildings, many of them possessing both character and beauty.

The founder of this dynasty was George Gilbert Scott Snr. He started his career in a fairly humble way, in partnership with W. B. Moffatt, but after the partnership broke up Moffatt sank into obscurity while Scott rose to become a national figure as the most honoured and prolific architect of his day. Although in *Recollections* G. G. Scott Snr was at pains to demonstrate how he achieved success through his own talents and perseverance, he did not affect that his was that kind of career worthy of the pen of Samuel Smiles. He emphasized that he was connected with more than one 'good old family' and that he could trace his ancestry to the Scotts of Scott's Hall, Kent, a 'respectable county family' which had left Scotland in the thirteenth century. His mother was related to the Gilberts of Antigua, who were 'indirectly connected with several good families in England' (*Recollections*, p.3).

More immediately, his only distinguished forebear, Thomas Scott, famed for his *Commentary on the scriptures*, came from a Lincolnshire farming family. An eccentric, scholarly man, his many descendants were successful in a variety of fields and G. G. Scott Snr found relations scattered over the country and benefited from the patronage of many of them. If his father, Thomas Scott, Perpetual Curate of Gawcott, seems inconspicuous, it was because his Evangelical religion tended to estrange him from the clergy and gentry in that still remote area between Aylesbury and Buckingham. His children, however, were many and talented, and his architect son was one of the few not to go to university. The

family tree reveals many clerical brothers, all of whose livings at one time received the attention of G. G. Scott Snr or of one or the other of his two architect sons.

G. G. Scott Snr's youngest son, Dukinfield Henry, achieved great distinction in his own field of palaeobotany, but George Gilbert Jnr and John Oldrid followed their father in his profession, starting their careers in his office. John Oldrid was the less original of the two, and never escaped his father's shadow. He became a faithful chief assistant, inherited the major responsibility for completing outstanding work after G. G. Scott Snr's death, and eventually handed on the practice to his own son, Charles Marriott Oldrid.

George Gilbert Scott Jnr, on the other hand, was, as Peter Ferriday has aptly remarked, as 'unlike his father as it was possible to be and even went so far as designing his own buildings. Added to that he was on the Slippery Slope to Rome; he reached it in 1880' (*Lord Grimthorpe*, 1957, p.95). Although he entered an association with John Oldrid Scott in 1878, this only lasted for about two years and did not prevent him from continuing to practise independently.

One of George Gilbert Scott Jnr's sons, Sebastian, became a pioneer in the field of X-ray research, while Giles and Adrian entered their father's profession. They were both articled to Temple Moore, who had assisted their father in his last, sad years when he was intermittently plagued by mental illness, and who had succeeded to his practice. Richard Gilbert Scott carries on the practice of Giles Gilbert Scott, and there may well be more than one architect in the fifth generation of this branch of the family. In another branch, a line can be traced from the marriage of a brother of George Gilbert Snr and G. F. Bodley's sister to Elizabeth Scott, architect of the Shakespeare Memorial Theatre.

The drawings at the RIBA

The drawings catalogued in this volume were acquired by the RIBA in at least twenty-five separate accessions; there are four drawings of which the provenance has not been established (*see* 4 and 27 below).

1 George Gilbert Scott Snr presented two drawings of his own in 1835 ([153].3 & [157]).

2 Nine drawings of George Gilbert Scott Snr & John Oldrid Scott were presented by G. G. Scott Snr in 1872 (Scott, *George Gilbert Snr & Scott, John Oldrid*).

3 John Oldrid Scott presented one drawing of his own in 1882 ([87]).

4 Two drawings of George Gilbert Scott Snr which are of unknown provenance were in the RIBA in 1930, when they were included in a MS catalogue of drawings ([84].1 & 15).

5 Three drawings of George Gilbert Scott Snr were presented by Charles Marriott Oldrid Scott in 1933 ([84].10 & 33, [89].16 or 17).

6 Nine drawings attributed to M. D. Wyatt were presented by Thomas Braddock in 1937 (Scott, *George Gilbert Snr* [84].24-32).

7 Sixty-five drawings of George Gilbert Scott Snr & William Bonython Moffatt, George Gilbert Scott Snr and John Oldrid Scott (pp.17-19, 23, 26, 53, 56, 60-62, 102) were presented by the Bodleian Library, Oxford, in 1942. These drawings were selected by the Librarian of the RIBA, Edward Carter, from among drawings bought by the Bodleian Library from J. T. Irvine in 1880. They had been in the Scott office in Spring Gardens until shortly after George Gilbert Scott Snr's death in 1878, when they were disposed of and subsequently bought from a waste paper dealer by Irvine, who had been in G. G. Scott Snr's office. This accession is referred to in the catalogue as 'G. G. Scott Jnr & J. O. Scott, 1942'.

8 Giles Gilbert Scott presented one drawing of his own in 1949 (among the group of drawings in [64]).

9 455 drawings of the architects and partnerships represented in Section I of the catalogue and two drawings of George Gilbert Scott Jnr ([23].2 & 3), were presented by Mrs C. M. O. Scott in 1953. These drawings were selected for the RIBA Library by A. S. G. Butler from drawings in C. M. O. Scott's former office at No.27 Grosvenor Place, Westminster. Sketchbooks of George Gilbert Scott Snr, John Oldrid Scott and Charles Marriott Oldrid Scott are assumed to have been presented by Mrs C. M. O. Scott at the same time. This accession is referred to in the catalogue as 'C. M. O. Scott, 1953'.

10 Thirteen drawings of George Gilbert Scott Jnr were presented by R. M. Betham in 1957 ([46].1-7 & 14-19). These drawings were formerly in T. L. Moore's office.

11 Six volumes of drawings and sixty drawings of John Oldrid Scott ([88]), and seventeen drawings of John Oldrid Scott & Charles Marriott Oldrid Scott ([26]), were presented by Mrs C. M. O. Scott in 1958.

12 Six drawings of George Gilbert Scott Jnr were presented by Mrs M. T. Moore, daughter of T. L. Moore, in 1958 ([44].6-11).

13 Fifteen drawings of George Gilbert Scott Snr were presented by H. S. Goodhart-Rendel in 1959 ([158]). These had been among those drawings in C. M. O. Scott's former office which were not acquired by the RIBA in 1953 (*see* 9 above) and which were, in the same year, given by Mrs C. M. O. Scott to Goodhart-Rendel.

14 Thirty-two drawings of George Gilbert Scott Snr ([116].1 & 2, [119]) and the bulk of the drawings and one sketchbook ([178].9) of George

Gilbert Scott Jnr were presented on permanent loan by Richard Gilbert Scott in 1967. They were formerly at Hollis Street Farm, Ninfield, Sussex, which had been the home of G. G. Scott Jnr's widow. This accession is referred to in the catalogue as 'Richard Scott, 1967'.

15 One drawing of George Gilbert Scott Snr was purchased in 1969 ([70].1).

16 Most of the drawings of Adrian Gilbert Scott were presented by the Council for the Care of Churches in 1971. These drawings were kept at Cairo until A. G. Scott's death; they were then passed to the Jerusalem and the East Mission and, in turn, to the Council for the Care of Churches.

17 One drawing of George Gilbert Scott Snr was among drawings presented on permanent loan by the Church Commissioners in 1972 ([149]).

18 One drawing of Adrian Gilbert Scott was presented by Miss Frances Burlison in 1972 ([9]). This drawing had been given to Miss Burlison by Mrs Margaret Powell, daughter of A. G. Scott.

19 One drawing of George Gilbert Scott Snr was purchased in 1974 ([1]).

20 A small number of drawings and eight sketchbooks of George Gilbert Scott Jnr, the bulk of the drawings of Giles Gilbert Scott, sketchbooks of Giles Gilbert Scott and drawings of Giles Gilbert Scott and others were presented on permanent loan by R. G. Scott in 1974 and 1975. (At the time of going to press it is uncertain whether or not drawings of Giles Gilbert Scott for Liverpool cathedral are to remain in the RIBA.)

21 One drawing of Giles Gilbert Scott ([181]) and a small proportion of the drawings of Adrian Gilbert Scott were presented by Mrs Margaret Powell in 1974.

22 Some 200 drawings of George Gilbert Scott Snr, George Gilbert Scott Jnr & John Oldrid Scott, John Oldrid Scott, John Oldrid Scott & Charles Marriott Oldrid Scott and Giles Gilbert Scott (pp.19-22, 25, 29, 31, 32, 50, 51, 65, 74-76, 87, 89, 94-97, 103, 104, 110, 169) were among drawings presented by the NMR in 1974. These drawings came originally from the firm of John Thompson of Peterborough and were acquired by the NBR during the 1950s. This accession is referred to in the catalogue as 'Thompson, 1974'.

23 1170 drawings of the architects and partnerships represented in Section I of the catalogue were presented by the NMR in 1975. These had been among those drawings in C. M. O. Scott's former office which were not acquired by the RIBA in 1953 (*see* 9 above) and which were, in the same year, given by Mrs C. M. O. Scott to H. S. Goodhart-Rendel. A number of drawings were dispersed by Goodhart-Rendel before he died in 1959 (*see* for example 13 above) and the remainder were bequeathed by him to the NBR. Out of the 1170 drawings, forty-two, mislaid at the NMR at the time of going to press, have been catalogued on the basis of the NMR's photographs of them. This accession is referred to in the catalogue as 'C. M. O. Scott, 1975'.

24 Five drawings of George Gilbert Scott Jnr (or, possibly, T. L. Moore) were presented by the Rev. J. Whitlam, vicar of St Agnes, Kennington, in 1975 ([46].20-24). These drawings had been given to the church by Mrs M. T. Moore.

25 Eighty-seven drawings of George Gilbert Scott Snr & William Bonython Moffatt, George Gilbert Scott Snr, George Gilbert Scott Snr & William Slater, George Gilbert Scott Jnr & John Oldrid Scott and

John Oldrid Scott (pp.17-19, 22, 27, 30, 31, 33-36, 46, 49-53, 59, 63, 64, 68, 69, 71, 73-77, 86, 88, 92) were among drawings presented on permanent loan by the NMR in 1975. These drawings had been selected by the Director of the NBR, W. H. Godfrey, from drawings in the Bodleian Library, Oxford, in 1941 and 1942 (*see* 7 above). This accession is referred to in the catalogue as 'G. G. Scott Jnr & J. O. Scott, 1975'.

26 368 drawings of George Gilbert Scott Snr were presented on permanent loan by Newark District Council, Kelham Hall, in 1976 ([62]. 1-3, 5-286, 289-369, 371, 372).

27 One drawing of George Gilbert Scott Snr ([10]) and one drawing of John Oldrid Scott ([56]), both recently identified, are of unknown provenance.

Manuscripts

The following groups of MSS at the RIBA contain material relating to the architects and partnerships represented in this volume:

- 1** RIBA archive material, including licentiatehip, associateship and fellowship nomination papers, material relating to George Gilbert Scott Snr as an office-holder and material relating to Giles Gilbert Scott as an office-holder.
- 2** Material relating to the Architectural Exhibition, including letters to and from George Gilbert Scott Snr.
- 3** 110 letters &c relating to George Gilbert Scott Snr and John Oldrid Scott, c.1839-1902, a specification of works relating to George Gilbert Scott Snr & William Slater's work at Chichester (Sussex): Cathedral church of the Holy Trinity and five ledgers relating to the work of George Gilbert Scott Snr, George Gilbert Scott Jnr & John Oldrid Scott, John Oldrid Scott, John Oldrid Scott & Charles Marriott Oldrid Scott and Charles Marriott Oldrid Scott, between c.1872 and 1940; provenance: apparently C. M. O. Scott, 1953.
- 4** A specification of works relating to George Gilbert Scott Jnr's work at London: Church of St Agnes, Kennington Park, Lambeth; presented by R. M. Betham, 1957.
- 5** The George Gilbert Scott Jnr papers; provenance: Richard Scott, 1967. Consisting principally of material relating to George Gilbert Scott Jnr, including an account book relating to his work of c.1870-91; also including material relating to George Gilbert Scott Snr's work at St John's (Newfoundland, Canada): Cathedral church of St John the Baptist and elsewhere. An unpublished report on much of this material is in the National Register of Archives, 'G. G. Scott, junior. Papers', 1973.
- 6** Material relating to Adrian Gilbert Scott, presented by the Council for the Care of Churches in 1971.

7 Material presented on permanent loan by Richard Gilbert Scott in 1974 and 1975: a letter from George Gilbert Scott Snr to the Rev. E. Boyce, 1841; the MS, in five volumes, of *Recollections*, 1864-77; correspondence concerning London: Christ Church, Westminster Bridge Road, Lambeth, including letters to and from George Gilbert Scott Snr, 1872; a draft of George Gilbert Scott Snr's RIBA presidential address, 1873; a notebook of George Gilbert Scott Jnr; and material relating to Giles Gilbert Scott, including his first pass book, London & South Western Bank, 1901-09, lectures and notes, c.1910, and a sailing log book of 1901 containing sketches of Pompeian furniture.

8 Four notebooks of George Gilbert Scott Jnr and material relating to Adrian Gilbert Scott; presented by Mrs Margaret Powell in 1974.

9 Nine specifications of works &c relating to the work of George Gilbert Scott Snr, George Gilbert Scott Jnr & John Oldrid Scott and John Oldrid Scott & Charles Marriott Oldrid Scott; provenance: Thompson, 1974.

10 Thirty-seven specifications of works &c relating to the work of George Gilbert Scott Snr, John Oldrid Scott, John Oldrid Scott & Charles Marriott Oldrid Scott and Charles Marriott Oldrid Scott; provenance: C. M. O. Scott, 1975.

11 Box files of Giles Gilbert Scott's professional correspondence, presented by Richard Gilbert Scott in 1977. These chiefly cover the 1930s and 1940s, although the correspondence concerning Liverpool: Cathedral church of Christ goes back to 1903 and an early volume also deals with London: RC convent of the Visitation, Sudbury Hill, Harrow, 1905-06, and Bournemouth (Hants): RC church of the Annunciation & presbytery, Charminster Road, 1905-06.

Material in groups 3-11 will be found referred to in the catalogue. References to the MS of *Recollections* (group 7) are exclusively to passages which differ from the published version.

SCOTT,
When Sir
described
The C20
the best k
has suffer
Victorian
the moder
Girouard
combinati
kind of si
thousand
make him
fellow G
Victorian
like most
to belittle
Scott rem
vast archi
remarked
during a
interfere
thirty-nin
universiti
besides, *
deny. Th
must, con
less degre
flavour o
as it mig

Born o
generatio
consequ
part by t
restorati
which w
young b
The Bul
of Scott
talent, p
of enteri
of a new
above al
turn it f
its curre
science -
at the m

Scott
Curate o
backwar
evangelic
Howeve
knit and
of relati
churche
[153]), a
architect
Edmest
rather t
father. F
his pup
a waste
articles,
contrac
Morton
Charles
and he
invalua

Fron
(1802-1
Fishme
to shar
archite
new ur
Edwin
year. S
period.
shaken
unexpe
stand c

SCOTT, George Gilbert Snr (1811-1878)
When Sir Gilbert Scott died in 1878 *The Builder* described him as the 'foremost architect of his day'. The C20 has been less kind to his reputation, for, as the best known and most prolific of C19 architects, he has suffered from the swing of taste against mid-Victorian Gothic but has not, as yet, benefited from the modern reappraisal of Victorian architecture. Girouard can write that 'Scott owed his success to a combination of hard work, self-advertisement and a kind of sincere banality. All his many talents, his thousand buildings and fortune of £180,000, do not make him more than a second-rate architect - as his fellow Gothicists were well aware' (M. Girouard, *The Victorian country house*, Oxford 1971, p.108). However, like most eminent Victorians, he is too important to belittle or to dismiss; the monumental fact of Scott remains - his reputation, his influence and his vast architectural practice. As Goodhart-Rendel remarked, writing in 1953, 'that an architect who, during a working career of forty years, built or interfered with nearly five hundred churches, thirty-nine cathedrals and minsters, twenty-five universities and colleges, and many other buildings besides, was a remarkable man it would be foolish to deny. That the designs he issued, the making of which must, considering their number, have been in more or less degree deputed to others, should possess a strong flavour of their issuer's idiosyncrasy is as remarkable as it might be unexpected.'

Born on 13 July 1811, Scott was of the right generation to benefit from the architectural consequences of the revival of religion stimulated in part by the Oxford Movement. The campaign for the restoration of old churches and the building of new, which was under way in the 1840s, found Scott as a young but established architect. His obituarist in *The Builder* observed that 'The secret of the success of Scott's career was that he, partly from inherited talent, partly from the fortunate circumstance of entering on his professional life on the flood tide of a new spirit in architecture, was the man able above all others to take advantage of that tide, to turn it fully to account, and to sail into prosperity on its current. Almost every such moment in art and science finds out such a man - the man best qualified at the moment to make the most of it.'

Scott's father, the Rev. Thomas Scott, was Perpetual Curate of Gawcott, a village in a remote and rather backward part of Buckinghamshire, where his firm evangelical beliefs tended to isolate him socially. However, the family was respectable, large and close-knit and Scott later benefited from the patronage of relatives and connections. An interest in old churches, particularly that at nearby Hillesden (see [153]), and a facility at sketching suggested a career in architecture, and in 1827 Scott was articled to James Edmeston, a London villa architect whose religion rather than talents recommended him to Scott's father. Edmeston had no use for Gothic and considered his pupil's predilection for drawing medieval buildings a waste of time. Following the completion of his articles, Scott attached himself for a time to the contracting firm of Grissell & Peto (later Sir Samuel Morton Peto), which was then engaged in executing Charles Fowler's design for the Hungerford Market, and he was to find the practical experience acquired invaluable in his later career.

From 1832 to 1834 Scott assisted Henry Roberts (1802-1876, q.v.) with the working drawings for the Fishmongers' Hall. Towards the end of 1834 he began to share an office with Sampson Kempthorne, a young architect working on standard cheap designs for the new union workhouses to be built as a result of Edwin Chadwick's Poor Law Amendment Act of that year. Scott later wrote of these years as 'a dull, blank period, and I think I was to blame for it'. Scott was shaken up and galvanized into activity by the unexpected death of his father, which forced him to stand on his own feet. From this time, 1835, he never

looked back and, as E. W. Godwin observed in the *RIBA Transactions* of 1878, became 'indefatigable in business and a fervent worker. No chance was ever missed, no opportunity neglected, and thus he obtained a somewhat unenviable notoriety among less energetic or less industrious architects, of being over anxious to obtain commissions.'

Scott's immediate step was to leave Kempthorne and 'to write a kind of circular to every influential friend of my father's I could think of, informing them that I had commenced practice and begging their patronage'. With the experience recently acquired, Scott went in for workhouse building. He asked a fellow pupil of Edmeston's, a 'remarkably intelligent, though uneducated' son of a builder, William Bonython Moffatt (1812-1887, q.v.), to assist him in preparing drawings for the Poor Law Union competitions. Moffatt was already competing for workhouses on his own account and felt that a partnership would secure both architects a better chance of success. Each partner, however, retained an independent practice.

The late 1830s was a time of strenuous activity for both partners, and success in workhouse competitions seems to have required a degree of aggressive self-recommendation. Scott observed that 'Moffatt was most successful in this kind of fighting, having an instinctive perception of which men to aim at pleasing, and of how to meet their views and to address himself successfully to their particular temperaments. The pains he took in improving the arrangements were enormous, communicating constantly with the most experienced governors of workhouses, and gathering ideas wherever he went ... He was the best arranger of a plan, the hardest worker and the best hand at advocating the merits of what he had to propose, I ever met with; and I think he thoroughly deserved his success.' Scott was responsible for the architectural treatment, when funds allowed for it, but many of the workhouses were stark and economical, based on Jeremy Bentham's ideal plan for the 'Panopticon' prison. More elaborate designs in a Tudor style included the workhouses at Old Windsor and Amersham, 1838, and the asylum at Shrewsbury, 1843 (Scott, George Gilbert Snr & Moffatt, William Bonython [8]). The largest and most lavish was the Infant Orphan Asylum at Wanstead (Scott, George Gilbert Snr & Moffatt, William Bonython [6]), won in competition and built 1841-43.

However, by 1845 the original justification for the partnership no longer applied and Scott was developing his own, largely ecclesiastical practice. Furthermore, Scott had acquired more responsibilities with his marriage in 1838 and the birth of his children, and the practice, although large, was apparently not profitable. Scott, who was timid in character rather than devious, did not dare break off the partnership but his wife who 'was most anxious upon the subject' went to see Moffatt and broached the matter. Scott has been accused of selfish cynicism with regard to Moffatt, but the MSS of *Recollections* reveals that 'Moffatt had ... got into a sad way of offending employers. This grew rapidly upon him till it became most serious and I was formally and seriously warned of its consequences. He was also extravagant, keeping four horses, and one thing with another all our practice led rather to debt than to laying by money. Besides this, the great Railway speculation mania was just then coming on and Moffatt was severely bitten, so much so as to be absolutely wild, & the line of practice he was actually getting into partook so much of a speculative character as to be decidedly dangerous.'

Moffatt did not prosper after the separation. At first he continued with the same type of work, designing the Earlwood Asylum, 1849-53, the Taunton Shire Hall, 1855-58, and several housing estates in London. These last were presumably of a speculative character, for in 1860 Moffatt was arrested for debt. Scott wrote that 'Moffatt's misfortunes in subsequent years have been a great sorrow to me. They have been the

natural consequence of speculative practice & indeed of speculation wholly alien to his profession' and he assisted with legal fees. The *Building News* noted in Scott's obituary that 'a connection of another kind between the two gentlemen has been maintained up to the time of Sir Gilbert Scott's death, which exemplified in the strongest degree his regard for early associations'.

Workhouses did not give much scope for artistic creativity, but while in partnership with Moffatt Scott began to undertake ecclesiastical commissions. A church at Lincoln in 1838 was followed by six others, but none is remarkable. As Scott observed 'Church architecture was then perhaps at its lowest level'. Doubtless, he could have gone on with such secular and church work and become merely a successful commercial architect, but he was sufficiently open-minded to become influenced by the new moral attitude to Gothic architecture. Scott realized the meanness of his earlier church designs and became seriously interested in 'correct' medieval architecture and church planning. 'This awakening arose, I think, from two causes operating almost simultaneously: my first acquaintance with the Cambridge Camden Society, and my reading Pugin's articles in the "Dublin Review".' He met Benjamin Webb who 'took advantage of the occasion to lecture me on church architecture in general, on the necessity of chancels, &c., &c. I at once saw that he was right, and became a reader of the "Ecclesiologist"'. Pugin's articles excited me almost to fury, and I suddenly found myself like a person awakened from a long feverish dream, which has rendered him unconscious of what was going on about him.' As David Cole aptly observes, 'He dramatized this revelation until in retrospect it appeared rather like the light that shone on Saul on the road to Damascus' (*Architectural Association Jnl*, LXVI, 1950-51, p.103), but, from about 1841 onwards, the quality of Scott's Gothic designs greatly improved as a result of the careful study of ancient work.

Scott & Moffatt were selected architects for the Martyrs' memorial at Oxford in 1840 and for the rebuilding of St Giles's, Camberwell, in 1842. The importance of the latter work was increased by changes in design made before it was built in 1844-45: terra-cotta groining was abandoned, stone was substituted for plaster and a decent longer chancel for the apse, which answered the criticisms of *The Ecclesiologist*. In 1845 came Scott's greatest success, Scott & Moffatt's design for the rebuilding of the Nikolai-Kirche in Hamburg [53] was selected by the German assessors. The design was vigorous and accomplished and distinguished by a colossal tower and spire. It demonstrated that, at this time, Scott was unequalled in Europe in his handling of Gothic architecture - apart, of course, from Pugin - and it was his success in the 1840s which accounts for Scott being regarded as a leader of the Gothic Revival by 1850 and for his securing such commissions as St John's cathedral, Newfoundland [119], in 1846, and the surveyorship of Ely cathedral [40] in 1847 and of Westminster Abbey [91] in 1849.

He was roundly condemned, however, by *The Ecclesiologist* for undertaking a work for the Lutheran Church. This may have been a result of the editors' sincere belief in the integral connection between true Gothic art and Catholic Christianity, but was probably also owing to resentment at Scott's industry and success. The Cambridge Camden Society was certainly narrow and cliquish and Scott was fair in stating that 'amongst Anglican architects, Carpenter and Butterfield were the apostles of the high church school - I, of the multitude', for, by inclination as well as for advantage, he worked for the broad centre of the Church of England. Scott hated criticism and never failed to answer it at great length in print, even when firmly established in his career. This sensitivity may have been the result of a fundamental lack of confidence, both professionally and socially, and Scott's readiness to put forward his

own claims has made him often seem ludicrous to posterity. A. J. B. Beresford-Hope, writing in the *RIBA Transactions* of 1878, observed, 'we know how truly modest he was. If anything, he carried that out to a fault. He was anxious; he was often hurt in his feelings by things he could afford to laugh at. That was the general characteristic of the man, and those who had not the privilege of his personal acquaintance very little appreciated it; and with all his zeal, all his earnestness, and all his conviction, he never bore malice.'

The 1850s was a period of tremendous activity, and at the beginning of the decade Scott announced his architectural principles in his *Plea for the faithful restoration of our ancient churches*. As well as giving his views on church restoration, Scott here restated Pugin's position on the adaptability of Gothic to modern needs. For Scott, Gothic was not purely an ecclesiastical style but a practical manner of building suitable for all purposes. With regard to style, Scott was orthodox in holding that a truly C19 architecture could only be developed by all architects working at the Gothic of the best period – Middle Pointed – using it as a *point de départ* and grafting on to it good or beautiful features of earlier or later styles.

Remarks on secular and domestic architecture, published in 1857, expanded the same theme and discussed Gothic not as a fashion, but as a rational way of building which can encompass modern innovations, such as plate glass and cast iron. Scott later regarded the reintroduction of leaded lights by Shaw and others as archaic and indefensibly quaint; plate glass was practical, although it does give a house such as Kelham Hall, 1859 [62], a rather institutional quality. Also with regard to iron Scott was pragmatic rather than doctrinaire – as some modern historians would have had him be – and often indulged in 'architecturalizing cast-iron beams' in works such as the Midland Hotel [89]. He was, once granted his belief in Gothic, sober and sensible with regard to the possibilities of a modern architecture, appreciating the inescapable fact that 'The peculiar characteristic of the present day, as compared with all former periods, is this – that we are acquainted with the history of art... It would be absurd to imagine that our knowledge of the whole history of art will be without its influence on that which we ourselves generate.' A new architecture must therefore evolve, it could not be suddenly invented.

Scott regarded the Gothic Revival as a mission, a great movement in which solidarity was essential: 'We must unite, one and all, in one steady, unflinching effort, – constant, untiring and in the same direction.' He was distressed, therefore, by defections (such as to the Queen Anne style or to the Perpendicular) and changes of architectural fashion. On the whole, he remained loyal to English styles and Decorated Gothic, but after the middle 1850s followed fashion by integrating French and Italian elements into his work. Even at its most 'High-Victorian', however, Scott's architecture remained quite different in spirit from that of Butterfield and Street.

In his numerous new churches Scott employed Decorated Gothic as a classical style rather than as a springboard for stylization and experiment. One of the most notable is Doncaster parish church [34], rebuilt after a fire in 1853, a job in which he had to suffer the interference of E. B. Denison (later Sir Edmund Beckett, later still Lord Grimthorpe). Other notable churches include St Matthew, Westminster, 1849 (Scott, George Gilbert Snr & Moffatt, William Bonython [4]); St John the Evangelist, Little Holbeck, Leeds, 1848-50 [67]; St Mary, West Derby, Liverpool, 1853-56; All Souls, Haley Hill, Halifax, 1856-59, 'on the whole, my best church' (*Recollections*, p. 176) [51]; St Michael, Leafeld, Oxon, 1858-60; St Mary Abbots, Kensington, 1869-72 [77]; and All Souls, Leeds, 1876-80 [66].

The influence of French Gothic, stimulated by the Lille cathedral competition of 1855, is more evident in

his college chapels – at Exeter College, Oxford, 1856-59; Wellington College, 1861-63 [123]; and St John's College, Cambridge, 1863-69 [17].

Secular works are possibly of greater interest. The buildings in Broad Sanctuary, Westminster, of 1854 are perhaps a rather contrived attempt to apply Gothic variety to an essentially symmetrical façade. In 1854 he competed successfully, again in Hamburg, for the new Rathaus [54], but his design, based on the Cloth Hall at Ypres, was never executed. Scott's collegiate work could be sensitive and vigorous, as at Exeter College and New College, Oxford, and King's College, Cambridge [16]. One of Scott's most picturesque and full-blooded essays in secular architecture was erected in India, the University of Bombay, 1869-78, where the climate allowed indulgence in open spiral staircases and Venetian Gothic balconies.

The first influence of Italian Gothic appeared in Scott's design for the Government offices, 1856-57 [84]. This first unexecuted design reveals a rational approach to planning which probably derived from his early Classical training; several of Scott's designs for large public buildings, such as the Law Courts, 1866 [88], and Glasgow University, 1866 [44], have a symmetrical axial plan which distinguish them from the work of most of Scott's Gothic contemporaries. The controversy over the Government offices, which resulted in his designing a Classical building and damaging his reputation, revealed much about Scott's status and character: his tenacity of purpose and power of influence in securing the commission, and his reluctance to relinquish it on a matter of principle. He should not have been surprised to have made enemies as a result.

His design for the new Royal Courts of Justice was not successful, but he had learned some lessons for, his protests being ineffectual following the customary mismanagement by the assessors, Scott resigned from the competition.

Other secular works include houses: Pippbrook House, Dorking, c.1856-58 [36]; Kelham Hall, 1859-61 [62]; Hafodunos House, 1861-66 [50]; and Walton Hall, 1860; Preston Town Hall, 1862; Beckett's Bank, 1863-67, and the Infirmary, 1863-68, at Leeds, the latter a most successful application of Gothic to the pavilion plan for hospitals; Brill's Baths at Brighton, 1866, a remarkable circular structure with an iron dome; the building for Glasgow University, 1866-70 [44], in which a successful balance between symmetry and variety is perhaps not sustained through so vast a composition; and the Midland Hotel at St Pancras station, 1868-76 [89]. This last is possibly Scott's most attractive big building, in which rational planning is combined with vigour and a sense of the dramatic. This lavish and spectacular composition employed the style, but not the design, of the competition entry for the Government offices.

In 1862 Scott's reputation was such that he was invited by the Queen to enter a limited competition for a memorial to the Prince Consort. His design for the hall was not accepted and Scott's enemy, Henry Cole, ensured that a building in the 'South Kensington style' was erected. The memorial [72] was 'the result of my highest and most enthusiastic efforts' and allowed Scott to indulge in his great interest in the decorative arts – sculpture, mosaic and metalwork.

Scott, in the tradition of Pugin, encouraged craftsmen throughout most of his career. Buildings such as the Foreign Office gave plenty of scope for individual sculptors, as well as the firm of Farmer & Brindley, which executed much architectural carving for Scott. He encouraged stained glass and decorative artists, such as Clayton & Bell, and metal workers such as Skidmore of Coventry, although some of the latter's creations, such as the screen, Hereford cathedral, 1862, went further in originality than Scott thought consistent with good taste.

After the middle of the 1860s a slight loss of vigour and a conservatism are perhaps noticeable in Scott's works. Between 1865 and 1872 Scott suffered from a

series of personal misfortunes and illness which may account for this. In 1865 he lost a favourite son, Albert, as well as his sister, Euphemia, and brother, Samuel. In the same year his son Alwyne suffered a severe illness. In 1869 his wife and two eldest sons were seriously ill; in 1870 Scott suffered a serious heart attack while at Chester. In 1872 his wife died. Scott's *Recollections* reveal that these bereavements gave rise to doubts and feelings of guilt over his devotion to his work and consequent neglect of his family. They did not, however, undermine either his faith or his generous, gentle character. Scott suffered from poor health from 1870 until his death.

The amount of work began to fall off in the 1870s from the high levels of the 1850s and '60s, and in his practice, still large, Scott increasingly depended on his second son, John Oldrid. He continued to enter into competitions, winning that for the new cathedral of St Mary, Edinburgh [39], 1872, and entering that for the Berlin parliament buildings, 1871-72 (see Scott, George Gilbert Snr & Scott, John Oldrid), in his design for which Scott attempted to reconcile the dome with the Gothic style, a long-standing concern of his.

Scott did not succeed in keeping abreast of architectural fashion, and by the 1870s his works and method of practice were no longer admired. His last years were saddened not only by the abandonment of his generation's Gothic style and principles by younger architects, but also by severe attacks made on his restoration policy. These culminated in 1877 in a lecture by his former pupil, J. J. Stevenson, and the foundation of the Society for the Protection of Ancient Buildings by William Morris, the latter ostensibly stimulated by the continuation of Scott's restoration of Tewkesbury Abbey. As the leading and most active restorer of churches and cathedrals, Scott bore the brunt of the attack on the whole architectural profession.

Scott's restoration work was very extensive. He restored or altered more than three hundred churches, the work varying from careful repairs or refitting, as at Newark, 1853-55 [97], or Holy Trinity, Hull, 1861-78 [60], to additions, as at Jarrow, 1865-66 [61], or almost total rebuilding, as at Bradfield (Berks), 1848; and he was connected with most of the English and Welsh cathedrals, minsters and abbey and priory churches. As has been said, he was appointed to Ely in 1847 and to Westminster in 1849. He also worked at Chester [22], Durham [38], Hereford, Lichfield [69], Peterborough, and St Albans [116], beginning in the 1850s; at Bangor [5], Beverley [7], Chichester ([23]; Scott, George Gilbert Snr & Slater, William), Gloucester [45], Ripon [111], St Asaph, St David's [117], Salisbury [122] and Worcester, beginning in the 1860s; and at Canterbury [19], Exeter [41], Oxford [104], Rochester [112], Tewkesbury [139] and Winchester [147] during the 1870s. The work varied from designing new furniture to overall restoration and reconstruction. In several cases Scott was called in to work with other architects, as at Chester and Gloucester, and a great deal of his work consisted in rectifying the errings of earlier restorers, such as Wyatt at Lichfield and Nash at St David's.

Much has been made of the destructiveness of his restorations, but, while occasionally Scott's new work was merely conjectural and his decisions the result of stylistic prejudice, no judgment ought to be made on his restoration of a building until detailed research is made into documentary and photographic evidence. Scott's survey drawings and working drawings for restorations are particularly valuable in this respect.

What is certain is that Scott exercised a considerable degree of technical and archaeological skill in his restoration work. Great pains were taken to reconstruct features from old fragments, as with the shrine of St Alban and the spire at Chichester; the collapse of the latter in 1861 was proof of the dangerous state of many medieval buildings. In structural work Scott was a master of technique. His

most impressive achievements were, perhaps, the straightening of the south side of the nave at St Albans, the strengthening of the crossing at Salisbury and of the towers at Ripon, and the reconstruction of the Westminster chapter house, where technical brilliance was combined with careful scholarship in the reconstruction of the design. Even the Rev. W. J. Loftie, a notable critic, said of this in 1877, 'The most determined opponent of "restoration" must approve the greater part of the work carried out here by Sir Gilbert Scott' (*Westminster Abbey*, 1894, p.100).

Any assessment of Scott's restorations must take the historical context into account. He was early in the field and restored Chesterfield church and St Mary, Stafford (Scott, George Gilbert Snr & Moffatt, William Bonython [10]) in 1842 and at Wakefield learned from his mistakes in restoring the Chapel on the Bridge in 1847 [141]. Although Scott regarded himself as a conservative restorer, it was typical that he found himself in the middle: between those who would not alter anything, such as Ruskin or the Rev. W. J. Loftie, and those to whom the value of the past was outweighed by the necessities of the present, exemplified by Sir Edmund Beckett.

The question of restoration dominated Scott's career. As early as 1841 he expounded his principles during the controversy over the work at St Mary, Stafford, and it was a theme to which he returned throughout his life: in his book of 1850, his RIBA lecture in 1862, his RIBA presidential address of 1873 and his reply to Stevenson's attack in 1877.

What must not be forgotten in regard to Victorian restoration is, firstly, the poor structural state and mutilated condition of many cathedrals, and, secondly, that deans and chapters were usually much more zealous restorers than Scott, and their impulse to clear away screens and their desire to have buildings looking bright and new had to be resisted by the architect. Restoration was largely the result of the revival of religion in Victorian Britain, which accounts for the availability of the funds required for these massive works (£20 million during the period). Cathedrals had to be altered for modern choral worship, and Scott was a master at replanning while retaining old fittings. As Scott replied to his extreme critics, 'It will be useless to endeavour to persuade seriously-thinking people that it is wrong to restore churches from motives of religion. They were built from such motives, and must ever be treated with like aim.' The unnecessary destruction of old work and unfashionable fittings of the C17 and C18 was usually the result of too infrequent site visits and an independent clerk of works, and there seems no reason to disbelieve the honest and often self-deprecatory account of his restorations which Scott gave in his *Recollections*.

Scott's critics, however, questioned the legitimacy of replacing later work, such as Perpendicular, with new work in the style of the original building. Such alterations might be the result of archaeological detective work, as at Chester or Hereford, and at which Scott was brilliant, or determined by a desire for artistic harmony, as with the east end of Christ Church cathedral, Oxford [104]. With Classical architecture, such as Wren's St Michael, Cornhill, Scott was certainly guilty of destructive alterations in the cause of contemporary taste, but his claim to be a conservative in restoration is enhanced by his refusal to demolish the Laudian porch of St Mary, Oxford, and by being instrumental in the preservation of the C17 church of St John, Leeds.

Scott was understandably upset by the attacks on him by Morris and Stevenson when he had, as he pointed out, preached against destructive restoration for over three decades and was trying to resist Beckett's vandalistic plans at St Albans. In fact the two sides were not arguing on the same ground. Scott had a genuine love and knowledge of medieval art; it was not something past to him but real and immediate;

Middle Pointed was a living style. To a younger generation, Scott's wish to base architecture on one style was absurd. The Gothic Revival seemed to have failed and old buildings were seen as cumulative historical facts with good work of many periods. As an artist, Morris, like Ruskin, admired the texture and patina of old stone and beauty was destroyed when it was restored. For Scott, medieval buildings had an absolute beauty in their perfection of design, and this perfection could be recovered by restoration.

A final judgment may be made by Scott's pupil and later member of the SPAB, J. T. Micklethwaite, who observed in the *RIBA Transactions* of 1878 that Scott 'had a knowledge of the details of church architecture which I suppose was never equalled. He could restore a design from a few remains with a skill that ensured a very close resemblance to the original work, and that faculty may have tempted him to carry out the work of restoration to a greater degree than modern criticism approves of. On the other hand ... the custodians of a building on which Sir Gilbert was employed would not have allowed him to do anything else than restore it in the manner he did, and those restorations he treated as he did would, in all probability, have been done much worse if he had not done them, or if they had been done by men who did not possess his skill.' Modern cathedral restorations certainly compare very unfavourably with Scott's.

Other aspects of Scott's career which deserve mention include his great interest in architectural education. He delivered numerous papers on archaeological subjects, many of which were published, and his lectures given to the RA including those he gave as Professor of Architecture from 1868 to 1878 were posthumously published in 1879 as *Lectures on the rise and development of mediaeval architecture*. It is remarkable that Scott combined writing with his large practice; he became a 'confirmed scribbler' and wrote much on the many railway journeys which his practice necessitated.

Scott took a leading role in the formation in 1851 of the Architectural Museum, later absorbed by the South Kensington Museum. He considered it of invaluable benefit to architects and sculptors.

Although a loyal member of the RIBA, Scott did not engage in architectural politics and was angered that a deputation of architects visited the Prime Minister during the Government offices controversy. He became F in 1849, from 1850 served as a member of RIBA Council, was Vice-President from 1856 and in 1859 received the Royal Gold Medal. He served as President of the RIBA from 1873 to 1876, having declined the honour in 1870. He was elected ARA in 1855 and RA and FSA in 1860. He was knighted at Osborne in 1872, styling himself Sir Gilbert Scott.

After several years of poor health, which necessitated a long trip abroad in 1873, Scott died unexpectedly of a thrombosis on 27 March 1878 at his house in South Kensington. He was working until the end and his last act had been to write out a cheque for an impoverished Roman Catholic architect. His death was much lamented and he was buried in Westminster Abbey. The judgment of contemporaries on his achievements was fair and balanced. E. M. Barry observed in 1879 that 'Sir Gilbert Scott was, neither by taste nor by temperament an innovator. He wished to restore, in architecture, the ancient ways with due regard to the different circumstances of modern life', and the obituarist of the *Building News* remarked of his architecture that 'In sentiment and in detail it neither offended by its violence nor sacrificed English to foreign sympathies. If not remarkable for its originality, or its energy, it was always pleasing, moderate, sensible ... Lacking, as his buildings did, the incisive or muscular qualities observable in the work of his compeers in Gothic, posterity will always admire the moderation which marked the achievements of the great restorer and architect of the nineteenth century.'

Scott practised first from Carlton Chambers, Regent Street, from 1834 to 1838, then from No.20 (renumbered No.31 in 1866) Spring Gardens, Charing Cross, for the rest of his career. His wife at first also lived at Spring Gardens, but in 1844 he removed his family to Avenue Road, St John's Wood. In 1856 he moved to The Admiral's House, Admiral's Walk, Hampstead, in 1864 to The Manor House, Ham, Surrey, in 1869 to Parkhurst, Leith Hill, Surrey, in 1870 to Rook's Nest, Godstone, Surrey, in 1872 back to Ham and in 1875 to Courtfield House, Collingham Road, Kensington.

Scott's office had to be large to cope with the work in hand. When T. G. Jackson was a pupil in 1858-61, there were twenty-seven pupils, clerks and assistants occupying three floors of the Spring Gardens house. Jackson recalled that 'Scott had a wonderful power of making rapid expressive sketches, and from these his men were able to produce work which, curiously enough, did fall into something of a consistent style that passed for Gilbert Scott's and which one can always recognize whenever one meets it as coming from that office' (*Recollections of Sir Thomas Graham Jackson*, 1950, ed. Basil Jackson, p. 58).

The list of the pupils at the 'Spring Gardens Academy' redounds to Scott's credit. Many became finer architects than their master, who respected them for it. G. E. Street recalled that 'his extreme kindness and amiability to the young men in his office were such as to impress them very deeply'. The following is a list of Scott's pupils and assistants, which makes no claim to completeness (q.v. references are to the relevant volumes in the Drawings Collection catalogue series): R. Anderson (q.v.), John Ashdown, Hubert J. Austin (q.v.), Arthur Baker (1860s-1878), W. W. Baker, James W. Barker (1860s-1878), John Langton Barnard, - Batters (c.1877/78), T. S. Beachcroft, Alfred Bell, Alfred Bickerdike, Jabez Bignell (1860s-1878), Joseph M. Bignell (1850s-1878), Edward Birchall, George Frederick Bodley (1845-50, q.v.), W. Boyle, Charles Buckeridge (c.1854-55), G. Buckler, A. W. N. Burder, John Burlison (c.1843-68, Scott's personal assistant), Somers Clarke Jnr (c.1864-69), Richard Coad (c.1840-67/68), H. E. Coe (c.1844-49), James Kellaway Colling (1841-42, q.v.), W. Conradi, J. M. Corry (c.1867/68), W. H. Crossland, R. Curwen, Robert Edgar (c.1856-68), James S. Edmeston, W. B. Fassnidge, C. J. Ferguson, E. B. Ferrey (1869), C. Hodgson Fowler (q.v.), G. E. Fuller, Thomas Garner (1856-61), F. Garrard, W. E. Gillett, R. Goldie (c.1870), Albert Hartshorne, Christoph Hehl, Edward Hughes (q.v.), C. Hynam, James Thomas Irvine, Thomas Graham Jackson (1858-61, q.v.), A. E. Johnson (q.v.), E. J. Johnson, Robert James Johnson (q.v.), William Jolley, F. E. Jones (c.1867/68-78), James E. Kelly, Charles Robert Baker King (1859-78, q.v.), R. Lamprell, G. Lean, H. Longden, H. Longden Jnr, W. C. Marshall, E. Matthews, John Medland (1860s-78), John Thomas Micklethwaite (c.1857-69), John Henry Middleton (q.v.), W. H. Monckton, B. Mountford, Edwin Nash (q.v.), Ralph Nevill, George Newenham, John Newton, William Niven, John Norton (c.1870-78), Edward O'Brien (c.1858-60), E. Oliver, C. W. Orford, E. F. Osborne, J. M. D. Peddie, - Perkins (c.1877/78), A. Kemp Potter, C. E. Powell, J. C. Powell, W. Prosser, F. J. Robinson, Edward Robert Robson (c.1857-59), R. Rowden, Edward Rumsey, W. Forrest Salmon, F. T. Salter, E. C. Sayer (1841-42, q.v.), J. H. Schneider, G. G. Scott Jnr (1857-62, q.v.), J. O. Scott (1860-78, q.v.), Edward Shears (c.1867/68), C. J. Stafford, J. J. Stevenson (1858-60), G. H. Stokes, George Edmund Street (1844-49, q.v.), A. J. Style, Arthur B. Thompson, Matthew Thompson, George Douglas Tinling, Charles F. Tonge (1860s-1878), Edward Turner, Hugh Thackeray Turner (c.1870-78, q.v.), H. Vaughan, Henry Walker (q.v.), W. R. Ware, William Samuel Weatherley

(c.1872-78, q.v.), William White (1845-47, q.v.), George Wood (c.1871-78, Scott's chief assistant & private secretary), John Drayton Wyatt (q.v.). Where the names of the clerks of works for individual works are known, they are given in the note to the appropriate entry.

A selected list of writings by George Gilbert Scott Snr, excluding reports on individual buildings
A Plea for the faithful restoration of our ancient churches, 1850 (written 1848)

Additional cathedrals. A letter . . . on . . . what existing churches would be available as cathedrals . . . of additional sees, London & Oxford 1854

Consecration versus desecration. An appeal . . . against the Bill for the destruction of City churches and the sale of burial grounds, 1854

'A Reply to some remarks' (made by Sir William Tite), *RIBA Papers*, 1st ser. VI, 1856, pp.89-92

Remarks on secular and domestic architecture, present and future, 1857, reprinted 1858

'On the present position and future prospects of the revival of Gothic architecture', *AASR*, IV, 1857-58, pp.69-83, & also published separately, n.d.

Removal of the Architectural Museum, 1857

'Gleanings from Westminster Abbey', *RIBA Papers*, 1st ser. X, 1860, pp.1-27; revised version with contributions by others, Oxford & London 1861, 2nd edn 1863

'On the conservation of ancient architectural monuments and remains', *RIBA Papers*, 1st ser. XII, 1862, pp.65-82, also published separately, Oxford & London 1864

'On the formation of a national museum of architecture viewed in connection with its bearings upon mediaeval art', *BN*, VIII, 1862, pp.432, 435-436, 449-451

Thoughts and suggestions on the artistic education of architects . . . n.d. [1864?]

Family Prayers by Mrs Caroline Scott, edited by G. G. Scott, 1873

Presidential opening addresses to RIBA, *RIBA Papers*, 1st ser. XXIV, 1874, pp.1-11; XXV, 1875, pp.1-13; *Sessional Papers*, 1st ser. XXVI, 1876, pp.2-10

A Guide to the Royal Architectural Museum, n.d. [1876]

'Reply . . . to Mr. Stevenson's paper on "Architectural restoration: its principles and practice"', *RIBA Sessional Papers*, 1st ser. XXVII, 1877, pp.242-256, also printed in *Recollections*, pp.398-421

'Thorough anti-restoration', reply to the Rev. W. J. Loftie, *Macmillan's Magazine*, XXXVI, 1877, pp.228-237, also printed in *Recollections*, pp.421-436

Lectures on the rise and development of mediaeval architecture delivered at the Royal Academy, 2 vols, 1879 (being lectures given when Professor, 1868-78, & before, all originally printed in *Builder* & *BN*, 1857 et seq.)

Personal and professional recollections, edited by G. G. Scott Jnr, with additional material by J. W. Burgon, G. G. Scott Jnr & A. P. Stanley, 1879

Bibliography

GENERAL

ILN, XXXVIII, 1861, pp.175-176; LXI, 1872, pp.109-110

E. M. Barry, 'Recent artistic losses: the Gothic Revival and Sir Gilbert Scott', *Builder*, XXXVII, 1879, pp.115-116, 140-143

Architectural Publication Society dictionary of architecture, Vol.7, 1887

DNB, LI, 1897, pp.19-23 (article by Paul Waterhouse)

A. W. N. Burder, 'Sir George Gilbert Scott, R.A.', *Architectural Association Notes*, XVII, 1902, pp.17-19

M. S. Briggs, 'Sir Gilbert Scott, R.A.', *AR*, XXIV, 1908, pp.92-100, 146-152, 180-185, 290-293

K. Clark, *The Gothic Revival*, 1928, pp.228-251

U. Thieme, F. Becker & others, *Allgemeines Lexikon der bildenden Künstler von der Antike bis zur Gegenwart*, XXX, Leipzig 1936, p.407

B. F. L. Clarke, *Church builders of the nineteenth century*, 1938, pp.160-172

D. Cole, 'Some early works of George Gilbert Scott', *Architectural Association Jnl*, LXVI, 1950-51, pp.98-108

M. S. Briggs, *Goths and vandals*, 1952, pp.170-200

H. S. Goodhart-Rendel, *English architecture since the Regency*, 1953, pp.94-96, 115-118, 155-156

H. V. Molesworth Roberts, 'Sir George Gilbert Scott', *RIBA Jnl*, 3rd ser. LXV, 1957-58, p.207

D. Cole, 'Sir Gilbert Scott', in P. Ferriday (ed.), *Victorian architecture*, 1963, pp.177-184

S. Muthesius, *The High Victorian movement in architecture 1850-1870*, London & Boston 1972, pp.168-181

N. Pevsner, *Some architectural writers of the nineteenth century*, Oxford 1972, pp.168-182

D. Hansen, *Die Profanbauten Sir Gilbert Scotts (1811-1878)*, unpublished PhD thesis, Heidelberg University, 1976

G. M. Stamp, 'Sir Gilbert Scott's Recollections', *Architectural History*, XIX, 1976, pp.54-73

Sir Gilbert Scott, architect of the Gothic revival, V & A exhibition catalogue, with contributions from J. Litten, D. Cole, G. M. Stamp & S. E. Dykes Bower, 1978

OBITUARIES

Architect, XIX, 1878, pp.193, 201-202

American Architect & Building News, III, 1878, pp.117, 183

Art Journal, new ser. XVII, 1878, pp.135-136

British Architect, IX, 1878, pp.155-156

Builder, XXXVI, 1878, pp.339-343, 360 (list of works)

Building World, II, 1878-79, pp.9-10

BN, XXXIV, 1878, pp.309-310, 339, 385-386

Ecclesiastical Art Review, 1878, pp.103-104

ILN, LXXII, 1878, p.327, 342

Proceedings of the Society of Antiquaries of London, 2nd ser. VII [for 1876-78], pp.381-384 (by F. Ouvry)

RIBA Transactions, 1st ser. XXIX, 1879, pp.3-5

Revue générale de l'architecture, 4th ser. V, 1878, cols 116-117

Saturday Review, XLV, 1878, pp.427-429

The Times, 28 March 1878, pp.6, 9

ON RESTORATION

E. A. Freeman, *Principles of church restoration*, 1846

Ecclesiologist, VII, 1847, pp.161-168, 237-240

J. Ruskin, *The Seven lamps of architecture*, 1849, pp.179-182 (also printed in E. T. Cook & A. Wedderburn (ed.), *The Works of John Ruskin*, London & New York 1903-12, Vol. 8, pp.242-247)

E. A. Freeman, *The Preservation and restoration of ancient monuments* . . . , Oxford & London 1852

Correspondence between Scott & the Rev.

J. L. Petit printed in G. G. Scott, 'Some account of the restoration of St Mary's church, Stafford', in *Views of the church of St Mary at Stafford by the late John Masfen, jun.* . . . , 1852, pp.15-34

J. Ruskin, *The Opening of the Crystal Palace* . . . , 1854 (also printed in E. T. Cook & A. Wedderburn (ed.), *The Works of John Ruskin*, London & New York 1903-12, Vol. 12, pp.417-432)

Athenaeum, 1877 (i), pp.326, 455 (letters from William Morris)

W. J. Loftie, '"Thorough restoration"', *Macmillan's Magazine*, XXXVI, 1877, pp.136-142

S. Colvin, 'Restoration and anti-restoration', *Nineteenth Century*, II, 1877, pp.446-470

J. J. Stevenson, 'Architectural restoration: its principles and practice', *RIBA Sessional Papers*, 1st ser. XXVII, 1877, pp.219-230

E. T. Cook & A. Wedderburn (ed.), *The Works of John Ruskin*, London & New York 1903-12, Vol. 34, pp.513-516 (letters concerning the Royal Gold Medal for Architecture for 1874)

J. F. White, *The Cambridge movement* . . . , Cambridge 1962, pp.156-177

P. Ferriday, 'The Church restorers', *AR*, CXXXVI, 1964, pp.87-95

S. T. Madsen, *Restoration and anti-restoration*, Oslo, Bergen & Tromsø 1976

SCOTT, George Gilbert Snr & MOFFATT, William Bonython
For a brief biography of Moffatt see L-N volume of the RIBA Drawings Collection catalogue series

[1] **DEBENHAM** (Suffolk): Church of St Mary Magdalene
Design for restoration of fittings
Plan showing restoration of fittings
Scale: $\frac{3}{16}$ in to 1ft
Insc: As above, *Debenham Church* & labelled
s: G. G. Scott & W. B. Moffatt | *Archts* | 20 *Spring Gardens* | London
Pen on tracing paper (495×755)
Prov: G. G. Scott Jnr & J. O. Scott, 1975

[2] **LEEDS** (Yorks): Church of St Andrew, Cavendish Street, Burley
Design
S & W elevation(s)
Scale: $\frac{3}{32}$ in to 1ft
Insc: As above & *New church* | *Leeds*
Pen & wash, part cartridge-backed (385×635)
Prov: G. G. Scott Jnr & J. O. Scott, 1975
Lit: H.-R. Hitchcock, *Early Victorian architecture in Britain*, 1954, Vol.1, pp.125-126; M. H. Port, *Six hundred new churches*, 1961, pp.168-169, 187
A Commissioners' church, consecrated in 1845.
It was closed in 1959 and demolished soon afterwards.

[3] **LONDON**: Church of St Mary the Virgin, Barnes (Surrey), Richmond-upon-Thames
Unexecuted design for rebuilding
Elevation & transverse section(s) through nave & chancel looking E
Insc: As above & ... (lost) *for rebuilding Barnes Church*
s: Geo: Gilbert Scott | W. B. Moffatt | *Archts* | 20 *Spring Gardens* | London
Pen & wash with sepia wash (460×590), left edge cut
Prov: G. G. Scott Jnr & J. O. Scott, 1975
Alterations were carried out to designs of George Legg, c.1851-52 (*Ecclesiologist*, XIII, 1852, pp.363-364).

[4] **LONDON**: Church of St Matthew, Great Peter Street, Westminster
Preliminary design
S elevation
Scale: $\frac{1}{8}$ in to 1ft
Insc: As above, *New church* | *Great Peter Street* | *Westminster* & (above porch) *The tower to be built to this height*
s: Geo: G. Scott | W. B. Moffatt | *Archts* | 20, *Spring Gardens* | London
Pen & coloured washes (705×495)
Prov: C. M. O. Scott, 1953
Lit: *Architect & Building Operative*, 1849, pp.119, 467; *Builder*, VII, 1849, p.557; *Ecclesiologist*, X, 1850, pp.235-236; T. F. Bumpus, *London churches ancient & modern*, 2nd ser. n.d., p.178; M. H. Port, *Six hundred new churches*, 1961, pp.156-157, 187; Pevsner, *London* I, 1973, p.496
This was a Commissioners' church. The foundation stone was laid on 8 November 1849 and the church was built 1849-50, with George Myers as contractor. At that time only the first stage of the tower was built, but it was completed later, though without the projected spire. The clergy house, to the S of the chancel, was built to J. O. Scott's design 1890-92, the contractor being Charteris (Ledger II, p.232; Ledger III, p.100). See also Scott, George Gilbert Snr [79]; Travers, Howard Martin Otho [154]

[5] **LONDON**: Church of St Peter, London Road & Cambridge Road, Norbiton (Surrey), Kingston-upon-Thames
Working drawings for iron railing (2):
1 *Plan of iron fence*
Scale: $\frac{1}{2}$ in to 1ft approx.
Three sheets joined with sealing wax (320×1975, irregular)

2 *Part-elevation of railing, section & FS details*
Scale: 1in to 1ft
(500×660), part of right edge lost

1-2 Insc: As above, *Norbiton Church Kingston on Thames* & labelled, with dimensions given & notes
Pen on tracing paper
Prov: G. G. Scott Jnr & J. O. Scott, 1975
MSS: Letter from Scott to the Rev. E. Boyce, d. 31 December 1841
Lit: *Ecclesiologist*, I, 1842, pp.56-58; M. H. Port, *Six hundred new churches*, 1961, pp.162-163, 187; Nairn & Pevsner, *Surrey*, 1971, p.332
A Commissioners' church, it was built c.1841-42 and a chancel and baptistry were added in 1909.

[6] **LONDON**: Infant Orphan Asylum, later Royal Wanstead School, now Crown Court, Holly Bush Hill, Wanstead (Essex), Redbridge
Design for Dr Andrew Reed
Ground plan, with plan of drainage added
Scale: $\frac{1}{24}$ in to 1ft
Insc: As above, *Infant Orphan Asylum* | *Snaresbrook* & labelled; verso of backing sheet, rough notes & calculations
Pen & wash with pencil added on tracing paper, cartridge-backed (460×605)
Prov: G. G. Scott Jnr & J. O. Scott, 1942
Lit: *Builder*, I, 1843, pp.458-460 (plan & perspective illus.); *Architect & Building Operative*, 1849, pp.56-57 (plan & perspective illus.); 72 (1st floor plan illus.); *Recollections*, pp.91-92; Pevsner, *Essex*, 1965, p.413; *VCH: Essex*, Vol. 6, 1973, p.322
Scott & Moffatt won a competition for the design of the building in 1841 and it was erected 1841-43. The contractor was Jay of London Wall. Scott & Moffatt exhibited drawings of the building at the RA 1842, Nos.1018 & 1052.

[7] **MANCHESTER**: Church of the Holy Trinity, Stretford Road, Hulme
Contract drawings, c.1840 (7):
1 *Gallery plan*
Insc: (in pencil) Dimensions given
Pen & coloured washes, linen-backed (630×950)

2 *Plan of gallery timbers*
Insc: (in pencil) Dimensions given, with a note
Pen with pink, buff & cream washes, linen-backed (635×470)

3 *Plan of covered roofs & plan(s) of tower at 3 stages*
Insc: (in pencil) Dimensions given
Pen & coloured washes, linen-backed (645×965)

4 *N elevation*
Insc: (in pencil) Dimensions given
Pen & wash with buff & cream washes, linen-backed (645×965)

5 *W elevation*
Insc: (in pencil) Dimensions given
Pen & wash with buff wash, linen-backed (960×650)

6 *Transverse section looking E*
Insc: Labelled & dimensions given, with (in pencil) dimensions given & a note
Pen & coloured washes, linen-backed (470×630)

7 *Transverse section looking W*
Insc: Dimensions given & (in pencil) labelled, with dimensions given
Pen & coloured washes, linen-backed (475×640)

1-7 Scale: $\frac{3}{16}$ in to 1ft
Insc: As above, *New church Manchester*, No.2, No.3, No.5 to No.7, No.10 & No.11 respectively, (on lower left corner of each sheet, as if draughtsman's signature) *A.P. & John Lee* | *James Lee* | *Jonas Craven* | *James Holt*
s: G. G. Scott | W. B. Moffatt | *Architects* | 20 *Spring Gardens* | London
w/im: (except No.7) J. Whatman 1840
Prov: G. G. Scott Jnr & J. O. Scott, 1942
Lit: *CEAJ*, V, 1842, p.27; VI, 1843, pp.286-287; *Builder*, III, 1845, p.547; *Ecclesiologist*, V, 1846, pp.154-155; XVIII, 1857, p.309; C. Stewart, *The Architecture of Manchester*, Manchester 1956, p.25
Scott & Moffatt won a competition for the design of the church in 1841 and it was built 1842-43 at the expense of Miss Atherton. R. J. Withers carried out alterations in 1850; the church was dem. 1953.

[8] **SHREWSBURY** (Salop): Shropshire Lunatic Asylum, now Shelton Hospital, Shelton
Tracings of contract drawings (3):
1 *Front & side elevation(s) & inset, front & side elevation(s) of lodge*
Insc: NB *The lodge and the gates and railing* | *with piers are omitted in contract*
(635×960), holed, affecting elevations

2 *Back elevation & side elevation*, including section through projecting wing [Fig.26]
(635×965)

3 *Longitudinal section* through front or back range & transverse section(s) through front & back ranges
(645×965)

1-3 Scale: $\frac{1}{8}$ in to 1ft
Insc: As above, (partly lost from No.1) *Shropshire Lunatic Asylum No.7 to No.9* respectively, labelled, dimensions given & (evidently transcribed from the drawings of which these are tracings) *Thomas Cooper* | *Wm M Cooper*; verso of backing sheet *Shropshire L. Asylum* | *No.7 to No.9* respectively & labelled s: (except No.2) *Geo G Scott* | *W B Moffatt* | *Archts* | 20 *Spring Gardens* | (No.1) *London*
Pen & coloured washes on tracing paper, cartridge-backed
Prov: G. G. Scott Jnr & J. O. Scott, 1942
Lit: Pevsner, *Shropshire*, 1958, p.242
The asylum was built in 1843.

[9] **SKIRBECK** (Lincs): Church of the Holy Trinity, Spilsby Road
Preliminary design; design, c.1843 (6):
1 Preliminary design (with tower)
Plan, proposed N aisle, proposed vestry & proposed chapel for organ, for possible addition at a future date, indicated by broken lines
Scale: $\frac{1}{8}$ in to 1ft
Insc: As above, with table of *accommodation &* (in pencil) *Skirbeck Church* | *Revd Dr Roy*
Pen on tracing paper with pencil added (335×650)

2-6 Design
2 *Transverse section looking E*
Insc: As above & *New church at Skirbeck* | *near Boston* | *Lincolnshire* (sic) No.2, with dimensions given
Pen & coloured washes on tracing paper (495×590)

3 *Transverse section through chancel & S chapel* looking E & *section through N transept* looking N
Insc: As above & *New church Skirbeck near Boston* / *Lincolnshire* / No.3, with dimensions given
Pen & coloured washes (490 × 665)

4 *Longitudinal section* looking S
Insc: As above & *Skirbeck Church*, with dimensions given & (in pencil) *Skirbeck near Boston* / No.4
Pen & coloured washes on tracing paper (495 × 680)

5 S elevation
Insc: (in pencil) *New church Skirbeck* / *near Boston*
w/m: J. Whatman 1843
Pen & coloured washes (495 × 670)

6 W elevation
Insc: As above & *New church Skirbeck near Boston* / *Lincolnshire* / No.8, with dimensions given
Pen & wash with olive & buff washes (375 × 555)

2-6 Scale: $\frac{3}{16}$ in to 1 ft
3, 4, 6 s: G. G. Scott / W. B. Moffatt / *Archts* / 20 *Spring Gardens* / London

1-6 Prov: G. G. Scott Jnr & J. O. Scott, 1975 (Nos.1, 2, 4); C. M. O. Scott, 1975 (Nos.3, 5, 6)
Lit: *Ecclesiologist*, XIV, 1853, pp.366-367; Pevsner & Harris, *Lincs*, 1964, pp.468, 470
Pevsner & Harris dates the church 1846-48.
See also Scott, George Gilbert Snr [129].

[10] STAFFORD: Church of St Mary
Contract drawings for restoration, 1842 (6):

1 *Plan*
Pen & coloured washes, linen-backed (615 × 950), lower edge cut

2 E elevation
Pen with buff & blue-grey washes, linen-backed (530 × 735)

3 S elevation, much of elevation of spire on folding flap pasted to sheet
Insc: As above, labelled, (against tower) *The parapet to be somewhat simpler than here shown* / see *Bills of Quantities* & (against spire) *The ... (lost) be of stone and 10 feet lower than here shown*
Pen & coloured washes, cartridge-backed (625 × 975, elevation of spire 440 × 140, irregular)

4 W elevation & section through S transept looking S
Pen & coloured washes, linen-backed (520 × 735)

5 *Transverse section through transept(s)* looking E &, inset, plan of spire at its base, crossed through
Insc: As above & (against spire) *The spire to be of stone and 10 feet lower than here shown*
Pen with brown & cream washes, linen-backed (985 × 625)

6 *Transverse section through chancel* looking E
Insc: As above & labelled, with dimensions given
Pen & coloured washes, linen-backed (640 × 890)

1-6 Scale: $\frac{3}{16}$ in to 1 ft
Insc: As above, *St Mary's Church Stafford No.1* to No.5 & No.7 respectively & *This is one of the drawings referred to in my contract with the Revd W E Coldwell dated May 30th 1842* / Wm Evans Junr
s: Geo. Gilbert Scott / W. B. Moffatt / *Archts*
w/m: (Nos.4-6) J. Whatman Turkey Mill 1840
Prov: C. M. O. Scott, 1953
Lit: *Ecclesiologist*, I, 1842, pp.64-66, 180; IV, 1845, pp.139, 193; G. G. Scott, 'Some account of the restoration of St Mary's church, Stafford', in *Views of the church of St Mary at Stafford by the late John Masfen, jun ...*, 1852, pp.15-34; *Recollections*, pp.96-100; Pevsner, *Staffs*, 1974, pp.241-242

Scott & Moffatt were commissioned in 1841 to report on the fabric and to prepare a scheme for a thorough restoration. Scott's friend Thomas Stevens had helped them to obtain the commission (*Recollections*). The Rev. J. L. Petit attacked the scheme on conservative grounds and a lengthy discussion ensued. Finally, the Oxford Architectural & Archaeological Society and the Cambridge Camden Society were brought in to act as arbiters. Both societies reported in favour of the scheme in May 1842. Work was completed in 1845. The clerk of works was firstly Edwin Gwilt, then H. G. Mortimer (*Recollections*, p.129). Related MS material is in the Staffordshire Record Office, Stafford.

[11] STAFFORD: Church of St Mary the Virgin
Newport Road, Castlechurch,
Design for alterations & additions (4):

1 *Plan & part-plan shewing* (alternative) *position of pulpit & reading desk*
Insc: As above & labelled
Pen & coloured washes on tracing paper (380 × 615), lower right corner lost

2 S elevation
Pen on tracing paper (375 × 635), lower right corner lost

3 E elevation, N elevation of vestry & transverse section(s) through nave, with N aisle roughly added, & chancel looking E
Insc: As above & labelled, with dimensions given
Pen & coloured washes on tracing paper with pencil added (405 × 640)

2-3 s: (partly missing from No.2) G. G. Scott & / W. B. Moffatt / *Archts* / 20 *Spring Gardens* / London

4 *Longitudinal section* looking S
Pen & coloured washes on tracing paper (375 × 595)

1-4 Scale: $\frac{3}{16}$ in to 1 ft
Insc: As above & *Alterations and additions* / *Castle Church Stafford No.1* to No.4 respectively
Prov: G. G. Scott Jnr & J. O. Scott, 1975
Lit: *VCH: Staffs*, Vol.5, 1959, p.96; Pevsner, *Staffs*, 1974, p.249
Alterations, additions and refitting were carried out 1844-45. See also Scott, George Gilbert Snr [135]; Scott, John Oldrid [77].

[12] STOKE-ON-TRENT (Staffs): Church of the Holy Trinity, Hartshill Road
Contract drawings, 1841 (9):

1 *Ground plan*

2 *Gallery plan*

1-2 Insc: As above & labelled, with dimensions given
Pen & coloured washes, linen backed (450 × 620)

3 *Plan of roof timbers*
Insc: As above & labelled, with dimensions given
Pen with brown & cream washes, linen-backed (450 × 620)

4 *Plan of roof*
Insc: As above & labelled
Pen & wash with brown wash, linen-backed (450 × 620)

5 E elevation
(450 × 620)

6 W elevation
Insc: As above & labelled
(620 × 450)

7 S elevation
(705 × 595)

5-7 Pen & wash with cream wash, linen-backed

8 *Longitudinal section* looking N, upper part of section through spire pasted to sheet
Insc: As above, with dimensions given
(465 × 620, section through spire 270 × 205), upper edge lost

9 *Transverse section(s)* through nave & chancel looking E & *plan(s)* of 2 vaults
Insc: As above & labelled, with dimensions given
(450 × 620)

8-9 Pen & coloured washes, linen-backed

1-9 Scale: $\frac{3}{16}$ in to 1 ft
Insc: As above, *New Church Hartshill near Stoke upon Trent* (except Nos.8 & 9) No.1 to No.7 respectively & *Sep. 10th 1841* / Wm Sissons
s & d: Geo. G. Scott / W. B. Moffatt / *Archts* / 20 *Spring Gardens* / London / *Sept. 1840*
w/m: (Nos.1, 2, 5, 9) J. Whatman 1839; (Nos.4, 8) J. Whatman 1840

Prov: G. G. Scott Jnr & J. O. Scott, 1942
MSS: Letter from Scott to the Rev. E. Boyce, d. 31 December 1841
Lit: *Ecclesiologist*, I, 1842, p.58; *Builder*, XXX, 1872, pp.554, 614; *Architect*, IX, 1873, p.145; *Recollections*, p.87; *VCH: Staffs*, Vol.8, 1963, p.193; Pevsner, *Staffs*, 1974, p.264
The church was built 1841-42 at the expense of Herbert Minton. Scott partially rebuilt the church after a fire of 1872, giving the chancel an apsidal end.

[13] SWINDON (Wilts): Church of St Mark, New Swindon
Working drawing
Plan showing floors & fittings, *longitudinal section through floor & transverse section through floor & vault for heating apparatus*
Scale: $\frac{3}{16}$ in to 1 ft
Insc: As above, *Swindon Church* & labelled, with dimensions given
Pen with yellow, brown & blue washes on tracing paper (470 × 765)
Prov: G. G. Scott Jnr & J. O. Scott, 1975
Lit: *ILN*, VII, 1845, p.229 (exterior perspective from NW illus.); *Ecclesiologist*, VI, 1846, pp.191-92; J. Bejerman, 'Architecture', in D. Douglas (intro.), *Studies in the history of Swindon*, Swindon 1950, pp.161-183 (St Mark's, pp. 179-180); H.-R. Hitchcock, *Early Victorian architecture in Britain*, 1954, Vol.1, p.125; *VCH: Wilts*, Vol. 9, 1970, pp.148-149; Pevsner, *Wilts*, 1975, p.508
Scott & Moffatt won the commission for the church from the Great Western Railway in a competition of 1843. It was consecrated on 25 April 1845. In 1875-76 an organ chamber was built and repairs were carried out by J. J. Smith of Swindon and in 1895-97 the chancel was lengthened and altered and a new organ case, chancel screen and choir stalls were erected by T. L. Moore. See also Travers, Howard Martin Otho [236].

[14] WAKEFIELD (Yorks): Church of St Andrew, Peterson Road
Design
Plan
Scale: $\frac{1}{2}$ in to 1 ft
Insc: *Wakefield Church* & labelled (including, against tower, *Tower to be omitted*), with dimensions given & a *schedule of accommodation*; verso *St Andrew's Ch* / *Wakefield*
s: G. G. Scott & / W. B. Moffatt / *Archts* / 20 *Spring Gardens*
Pen on tracing paper (475 × 670)
Prov: G. G. Scott Jnr & J. O. Scott, 1975
Lit: Pevsner, *Yorks WR*, 1967, p.530
Pevsner gives the date of the church as 1846.

[15] WELLS (Som): Somerset Pauper Lunatic Asylum, now Wells Infirmary, Glastonbury Road
Alternative designs, c.1844 (8):

1-2 Design 'M'

1 Ground plan

Pen & wash with blue-grey wash, linen-backed (625 × 955)

2 Basement & 2nd floor plan(s)

Pen & blue-grey wash, linen-backed (645 × 960)

3-5 Design 'O'

3 Ground plan

(625 × 955)

4 1st floor plan

(630 × 950)

5 Basement & 2nd floor plan(s)

(640 × 965)

3-5 Pen & wash, linen-backed

6-8 Design 'P'

6 Ground plan, with rough modifications added

Pen & wash & buff wash with pencil added, linen-backed (635 × 950)

7 1st floor plan, with rough modifications added

Pen & buff wash with pencil added, linen-backed (620 × 940)

8 Basement & 2nd floor plan(s)

Pen & buff wash, linen-backed (625 × 955)

1-8 Scale: $\frac{3}{64}$ in to 1ft

Insc: As above, *Design for the new Pauper Lunatic Asylum for the County of Somerset* | (Nos.1, 2) M, (Nos.3-5) O, (Nos.6-8) P & labelled

s: G. G. Scott | W. B. Moffatt | *Archts* | 20, *Spring Gardens* | London

w/m: J. Whatman 1844

Prov: G. G. Scott Jnr & J. O. Scott, 1942

Lit: *Builder*, III, 1845, pp.12, 16, 260, 323

The *Builder* reported that Scott & Moffatt were the winners of a competition held in 1845; however, Pevsner, *N Somerset*, 1958, p.326, gives S. T. Welch as architect of the executed building.

[16] WESTWOOD (Warwicks): Church of St John the Baptist

Design (2):

1 Plan

Insc: As above, ... (lost) *ease Stoneleigh* & labelled, with dimensions given & a note

(375 × 495), much of upper edge lost

2 Longitudinal section looking S

Insc: As above, *New chapel of ease Stoneleigh, No. 5.* & labelled, with dimensions given

(495 × 635)

1-2 Scale: $\frac{3}{16}$ in to 1ft

Pen & coloured washes on tracing paper

Prov: G. G. Scott Jnr & J. O. Scott, 1975

Lit: *Builder*, II, 1844, p.398; Pevsner & Wedgwood, *Warwicks*, 1966, pp. 469-470; *VCH: Warwicks*, Vol.8, 1969, p.364

The first stone was laid in 1842 and the church was consecrated on 25 July 1844. A vestry was added in 1876.

SCOTT, George Gilbert Snr

[1] AMBLESIDE (Westmorland): Church of St Mary the Virgin

Design

Plan

Scale: $\frac{1}{16}$ in to 1ft

Insc: *Design for a new church* | *Ambleside* & labelled

s: Geo. Gilbert Scott | *Architect* | 20 *Spring Gardens*

Pen with cream & orange washes (345 × 430)

Prov: Pur., 1974

Lit: *Builder*, VIII, 1850, p.385; *Ecclesiologist*, XI, 1850,

p.172; *Builder*, XI, 1853, p.406; XII, 1854, pp.360-361;

Ecclesiologist, XVI, 1855, p.188; Pevsner, *Cumberland & Westmorland*, 1967, p.215

The church was commenced c.1852 and was consecrated on 14 June 1854. Scott exhibited a drawing of the church at the AE 1849-50.

[2] ARTHINGTON HALL (Yorks)

Design for William Sheepshanks (3):

1 First floor plan

Insc: As above, *Mr Sheepshanks - House. No.2* & labelled

s: G. G. Scott | *Arch* | 20 *Spring Gardens* | London

Pen on tracing paper, backed with Japanese paper (440 × 555), upper & lower left & lower right corners & part of upper edge lost

2 Side elevation

Insc: As above & *Mr - Sheepshanks - House No.5*

s: G - G - Scott. *Arch* | 20 *Spring Gardens* | London

Pen on tracing paper, backed with Japanese paper (375 × 505)

3 Side elevation & transverse section

Insc: As above, *Mr Sheepshanks' House No.6* & (against elevation) *No.5*

s: G - G - Scott - *Arch* | 20 *Spring Gardens* | London

Pen & red pen on tracing paper, backed with Japanese paper (515 × 575), upper & lower left corners & parts of lower edge lost

1-3 Scale: $\frac{1}{8}$ in to 1ft

Prov: G. G. Scott Jnr & J. O. Scott, 1975

Scott exhibited a drawing of the house at the AE 1852, No.233. In the catalogue the house is described as 'now in progress of erection'.

[3] ASHLEY (Northants): Church of St Mary the Virgin

Contract & working drawings for restoration, enlargement & refitting, c.1863, c.1865 & c. (14):

1 Plan showing reseating & addition

Scale: $\frac{1}{8}$ in to 1ft

w/m: J. Whatman 1863

Pen & coloured washes (430 × 580)

2 Plan, elevation(s) & section(s) of proposed organ chamber & vestry

Scale: $\frac{3}{16}$ in to 1ft

Pen & coloured washes on tracing paper, backed with cartridge & linen (460 × 620)

3 Sections & details of proposed new roofs to aisles

Scale: $\frac{1}{2}$ in to 1ft, FS

Pen & wash with orange wash on tracing paper, backed with cartridge & linen (550 × 625)

4 Section & details of proposed nave roof

Scale: $\frac{1}{2}$ in to 1ft, FS

Pen & wash with brown wash on tracing paper, backed with cartridge & linen (530 × 625)

5 FS details of proposed nave roof

Pen & brown wash on tracing paper, backed with cartridge & linen (535 × 660)

6 Section of new roof to porch & details of roofs

Scale: $\frac{1}{2}$ in to 1ft, FS

Pen with orange, blue & brown washes on tracing paper, linen-backed (495 × 640)

7 Plans at 3 levels & section looking N of tower & spire

Scale: $\frac{3}{16}$ in to 1ft

Pen & coloured washes on tracing paper, backed with cartridge & linen (605 × 455)

8 Plan, elevation(s), section & details of proposed nave seats

Scale: $\frac{1}{8}$ FS, FS

Pen with buff, brown & pink washes (505 × 600)

9 Plan(s), elevation(s), section(s) & details of nave seats

Scale: $\frac{1}{8}$ FS, FS

Pen & coloured washes (510 × 635), partly on tracing paper pasted to sheet (305 × 505)

10 Plan, elevation & section of arcade between chancel & organ chamber

Scale: 1in to 1ft

Pen & coloured washes on tracing paper, backed with Japanese paper (535 × 620), upper & lower left & lower right corners & parts of left & lower edges lost

11 Part-plan, elevations & section of E window of organ chamber & vestry

Scale: 1in to 1ft

Pen & wash with buff & brown washes on tracing paper, backed with Japanese paper (550 × 435), upper left corner & parts of upper, left & right edges lost

12 FS details of gable cross for porch

Pencil with grey & brown washes (500 × 630)

13 Plan, elevation & details of pulpit

Scale: 1in to 1ft, FS

Insc: As above; verso, addressed to G. G. Scott Esq. | 20 *Spring Gardens* | London S.W. & franked *Market Harborough* | De 12 | 65 & 10 S | London | De 13 | 65

Pen & coloured washes (540 × 700)

14 Plan, elevation & details of screen between vestry & organ chamber

Scale: 1in to 1ft, FS

Pencil with brown & grey washes (530 × 710)

1-14 Insc: As above, *Ashley Church Northamptonshire* or similar; (Nos.1-9) *No.1* to *No.9* respectively; labelled; (Nos.1, 7, 12-14) with dimensions given; (No.11) with a note; (Nos.1-3, 7, 8) *Wm. W.*

s: (except Nos.6 & 12-14) G. G. Scott R.A. | *Architect* | 20 *Spring Gardens* | London or similar (mostly missing from Nos.10, 11)

Prov: Thompson, 1974

Lit: Pevsner, *Northants*, 1973, p.93

Pevsner gives the date of the restoration as 1865-68 and states that the client was the Rev. Richard Pulteney. See also [159]. 61.

[4] AYLESBURY (Bucks): Church of St Mary

Design for shoring tower, c.1847 (2):

1 Plan of church

Insc: *St. Mary's Ch. Aylesbury No.1* | *Plan of the shoring for the support of the tower* | *The portions tinted red* (sic, though none is) *are those which the specification describes for being restored* & labelled, with dimensions given

s: G. G. Scott | *Architect*

(460 × 550)

2 Section through tower looking E

Insc: As above, *St. Mary's Church* | *Aylesbury* | *No.2* & labelled

s: G. G. Scott | *Architect* | 20 *Spring Gardens* | London (515 × 305)

1-2 Scale: $\frac{1}{4}$ in to 1ft

w/m: (backing sheet) J. Whatman 1847

Pen on tracing paper, backed, No.1 with pencil added
Prov: C. M. O. Scott, 1953

Lit: *Architect & Building Operative*, 1849, p.322;
Ecclesiologist, IX, 1849, pp.391, 401; *Builder*, VIII,
1850, p.21; *Ecclesiologist*, X, 1850, pp.230-231; *Builder*
IX, 1851, p.264; *Records of Buckinghamshire*, I, 1858,
pp.30-36 (Scott's report dated 4 November 1848
printed); *Builder*, XXIII, 1865, pp.301, 577, 613;
BN, XII, 1865, p.271; *Builder*, XXIV, 1866, p.52;
XXV, 1867, p.650; XXVI, 1868, p.417; Pevsner,
Bucks, 1960, p.54

Scott submitted reports in 1848 (apparently his
second) and in 1865. Restoration and refitting work
was carried out to his designs 1850-51 and 1867-69.

[5] BANGOR (Caerns): Cathedral church of St Deiniol
Survey drawing of crossing; contract drawings for
restoration of crossing & transepts, c.1867; working
drawing for base of crossing tower, c.1870; design for
E aisle to S transept, c.1868; design & contract
drawings, 1871, for E aisle to S transept (unexecuted)
& restoration E of crossing (1 drawing used as a
contract drawing in 1872 & 1879); design for choir
stalls & throne, c.1869 (1 drawing used as a contract
drawing in 1872); design & contract drawing, 1872,
for restoration E of crossing (1 drawing used as a
contract drawing in 1879); working drawings for
restoration of organ chamber &c; design, c.1875, &
contract drawings, 1879, for restoration of chapter
room &c & nave (27):

1 Survey drawing of crossing

Plan, with inset detail of respond & base

Scale: $\frac{1}{4}$ in to 1ft, lin to 1ft

Insc: As above, *Ground plan of Bangor Cathedral* |
Showing intersection of transepts | with chancel & nave &
labelled, with dimensions given

Pencil with blue, grey & grey-pink washes (610×670),
upper right corner lost

2-7 Contract drawings for restoration of crossing &
transepts (showing also crossing tower, with spire, &
chancel)

2 Plan

w/m: J. Whatman 1866

Pen & coloured washes, linen-backed, 2 sheets pasted
together (775×780)

3 Longitudinal section looking S &, inset, transverse
section through transept

s: G. G. Scott R.A. | 31 Spring Gardens | London

w/m: J. Whatman 1867

Pen & coloured washes, linen-backed, 4 sheets pasted
together (855×990)

4 Transverse section looking E

w/m: J. Whatman 1866 & 1867

Pen & coloured washes, linen-backed, 4 sheets pasted
together (890×1230)

5 N elevation

Insc: Labelled

w/m: J. Whatman 1866 & 1867

Pen & coloured washes, backed with Japanese paper,
5 sheets pasted together (1235×895), parts of right,
edge lost

6 S elevation

Insc: As above & labelled

s: G. G. Scott R.A. | 31 Spring Gardens | London

w/m: J. Whatman 1867

Pen & coloured washes, linen-backed, 2 sheets pasted
together (1280×805)

7 E elevation

Insc: As above & labelled, with dimensions given

s: Geo. Gilbert Scott | Architect

w/m: J. Whatman 1867

Pen & coloured washes, linen-backed (615×975)

2-7 Scale: $\frac{1}{4}$ in to 1ft

Insc: As above, (except No.5) *Bangor Cathedral*, (lost
from No.6) No.1 to No.6 respectively & J & W
Beaumont

8 Working drawing for base of crossing tower
Plan, including alternative plan(s) of roof

Scale: $\frac{1}{2}$ in to 1ft

Insc: As above & labelled, with dimensions given;
verso, addressed (in pen) to Mr Morgan | Clerk of
Works Office | Cathedral | Bangor, stamped (largely lost)
& franked Bradford Yorks | W1 | Ju 8 | 70
Pencil with blue & pink washes (530×655)

9 Design for E aisle to S transept

S & E elevation(s) of S transept

Scale: $\frac{1}{4}$ in to 1ft

Insc: As above & *South transept, Bangor Cathedral* |
Showing proposed new east aisle

s: Geo. Gilbert Scott | 31 Spring Gardens | London

w/m: J. Whatman 1868

Pen & coloured washes (500×685)

10-13 Design & contract drawings for E aisle to S
transept & restoration E of crossing

10 Section through chapter room, muniment room & organ
chamber looking S & N elevation of chapter room,
muniment room & organ chamber

Insc: As above & labelled

w/m: J. Whatman 1870

Pen & coloured washes (645×1025), part of lower
edge lost, split into 2 pieces

11 E elevation, modified elevation of chapter &
muniment rooms pasted over &, inset, section through
organ chamber looking W

Insc: As above & labelled, with dimensions given,
*This is one of the drawings referred to in the contract signed
by us this 13 day of March 1871* | J & W Beaumont, *This
is one of the drawings referred to in the contract signed by
me* | this 31st July 1872 | Richd Parry | Witness Geo Wood
& *This drawing is referred to in my contract of this date* |
April 29 1879 | John Thompson

s: G G Scott ... (lost)

Pen, coloured washes & red pen (575×925), lower
left & upper & lower right corners lost, affecting
elevation (modification 240×155, cut to shape of
design)

12 Transverse section through chancel &c looking E,
inset, section through chapter & muniment room(s) &
S elevation

Insc: As above & *This is one of the drawings referred to
in the contract signed by us this 13th day of March 1871* |
J & W Beaumont

Pen, pencil & coloured washes (500×950), lower
part lost

13 Longitudinal sections through chancel looking N
& S

Insc: As above & *This is one of the drawings referred to
in the contract signed by us this 13th day of March 1871* |
J & W Beaumont

s: G G Scott, R.A. | Architect | London

w/m: J. Whatman 1869

Pen, pencil & coloured washes (675×1020)

10-13 Scale: $\frac{1}{4}$ in to 1ft

Insc: As above & *Bangor
Cathedral*

14-16 Design for choir stalls & throne

14 Plan of choir

Scale: $\frac{1}{2}$ in to 1ft

Insc: As above, *Bangor Cathedral* & labelled, with
dimensions given

s: Geo. Gilbert Scott R.A. | 31 Spring Gardens | London

Pen & coloured washes (590×885), losses from upper
& lower edges

15 Elevation(s) & section of stalls

Scale: $\frac{1}{4}$ FS

Insc: As above, *Bangor Cathedral*, labelled & *This is one
of the drawings (so far as floors & cills are concerned) |
referred to in the contract signed by me this 31st July 1872* |
Richd Parry | Witness Geo Wood

s: Geo. Gilbert Scott R.A. | Architect | 31 Spring
Gardens | London

w/m: J. Whatman 1869

Pen (690×995), part of right edge lost

16 Elevations of bishop's throne

Scale: $\frac{1}{4}$ FS

Insc: As above & *Bangor Cathedral*

s: G. G. Scott, R.A. | London

w/m: J. Whatman 1869

Pen (875×650)

17-18 Design & contract drawing for restoration E of
crossing

17 Plan of crossing, N transept, chancel, organ chamber,
muniment room &c

Scale: $\frac{1}{4}$ in to 1ft

Insc: As above & labelled, with dimensions given
Pen & coloured washes (410×625), losses from each
edge, affecting plan

18 Section through chapter room, organ chamber &c looking
S & N elevation of chapter room, organ chamber &c

Scale: $\frac{1}{4}$ in to 1ft

Insc: As above, *Bangor Cathedral*, labelled, with
dimensions given, *This is one of the drawings referred to
in the contract signed by me this 31st July 1872* | Richd
Parry | Witness Geo Wood & *This drawing is referred to
in my contract of this date* | April 29th 1879 | John
Thompson

s: Geo. Gilbert Scott R.A. | Architect | 31 Spring
Gardens, London

Pen, coloured washes & red pen (620×950), losses
from left, right & lower edges

19-21 Working drawings for restoration of organ
chamber &c

19 Details of window to W.C. - next entrance door to
chapter & muniment rooms

Scale: 1in to 1ft, FS

Insc: As above, *Bangor Cathedral* & labelled

s: Geo. Gilbert Scott R.A. | Architect | 31 Spring
Gardens | London

Pencil with blue, magenta & buff washes (560×760)

20 FS detail of string below organ chamber window & label
to entrance door

Insc: (in pen) As above, *Bangor Cathedral*; verso To Mr
Fraser at Chester

s: (in pen) Sir Geo. Gilbert Scott | Architect

Pencil & magenta wash (420×555)

21 FS details of windows in organ chamber

Insc: As above, *Bangor Cathedral* & labelled

s: Sir Gilbert Scott | Architect

Pencil with grey, brown & blue washes (560×760)

22-27 Design & contract drawings for restoration of
chapter room &c & nave

22 Plans & section looking S of chapter house, muniment
room, clerk's room &c

Insc: As above & *Bangor Cathedral* | Chapter house

w/m: J. Whatman 1875

Pen & coloured washes (490×670)

23 Plan of nave

Insc: As above & labelled

w/m: J. Whatman 1875

Pen & wash with pink & red washes with pencil
added (495×680)

24 *N elevation*, including crossing tower, without spire
Insc: As above & (partly in red pen) labelled
Pen & wash with buff & brown washes, cartridge-backed (600×930), upper & lower right corners lost

25 *Longitudinal section* through nave looking N
Insc: As above & (in red pen) labelled
Pen & coloured washes (500×680)

26 *S elevation* of nave
Insc: As above (in red pen) labelled
Pen & wash with buff & brown washes (500×680)

27 *Transverse section* through nave looking E
Pen & wash with red & buff washes (495×675)

23-27 Insc: As above, *Bangor Cathedral* | (except No.24) *Proposed restoration of nave, No.1 to No.5* respectively & (partly lost from No.24) *This drawing is referred to in | my contract of this date | April 29-1879 | John Thompson*
22-27 Scale: $\frac{1}{8}$ in to 1ft
s: (partly lost from No.24) *Sir Gilbert Scott R.A. | 31 Spring Gardens, London*

1-27 Prov: C. M. O. Scott, 1953 (Nos.6, 24); Thompson, 1974 (Nos.15, 16, 19-21); C. M. O. Scott, 1975 (Nos.1-5, 7-14, 17, 18, 22, 23, 25-27)
MSS: Letter from R. J. King to Scott, d. 23 January 1873; specification of works for restoration of chapter & muniment rooms, naming G. G. Scott Jnr & J. O. Scott as architects & d. February 1879; copy of the above specification in a notebook, stamped 'John Thompson / No.43 / Wood Street / Peterborough / 21 May 79'; specification of works for restoration of nave, aisles & W tower, naming G. G. Scott Jnr & J. O. Scott as architects; copy of the above specification in a notebook, stamped 'John Thompson / No.43 / Wood Street / Peterborough / 19 May 79'; Ledger I, p.91; Ledger II, pp.90-91

Lit: G. G. Scott, *A Letter to the Dean and Chapter of Bangor...*, 1866 (reprinted as *The First report... on the Bangor Cathedral restoration*, 1881); *Builder*, XXIV, 1866, p.334; *CEAJ*, XXX, 1867, p.209 & pl. opp. (exterior perspective from SE as proposed &, inset, plan & exterior perspective from SE as existing illus.); G. G. Scott, *Second report on the restoration of Bangor cathedral*, 1870; *Architect*, X, 1873, p.77; *Builder*, XXXI, 1873, pp.650-651; BN, XV, 1873, pp. 164-165; [R. J. King], *Handbook to the cathedrals of Wales*, 1873, pp.291-320 *passim*; *Builder*, XXXVI, 1878, p.923 (pulpit); BN, XXXV, 1878, p.227 (pulpit); *Builder*, XXXVII, 1879, p.123; *Recollections*, pp.316-318; *Builder*, XXXVIII, 1880, p.648; BN, XXXVIII, 1880, p.570; *RCHM: Caernarvonshire*, Vol. 2, 1960, pp.1-9 *passim*; M. L. Clarke, *Bangor cathedral*, Cardiff 1969, pp.32-36

Scott reported on the cathedral in March 1866 and a committee was formed and a subscription list opened at a public meeting held in April 1866. The principal contributor to the restoration fund was Lord Penrhyn. Under a contract concluded c.1868 with J. & W. Beanland of Bradford the crossing and transepts were restored and the base of the proposed crossing tower was built. Scott submitted a second report in 1870. Contracts concluded in 1871 with Messrs Beanland and in 1872 with Richard Parry of Menai Bridge provided for the restoration of the chancel and organ chamber. New choir stalls were commenced by Farmer & Brindley and painted decoration on the east wall was executed by Clayton & Bell. The cathedral was reopened 8 August 1873. The clerk of works c.1868-73 was Mr Morgan. A pulpit made by Cox & Son was erected c.1878. Under a contract concluded in 1879 with John Thompson of Peterborough the chapter and muniment rooms and the nave were restored and the choir stalls were completed. The clerk of works was Mr Wills. The cathedral was reopened 11 May 1880. Drawings of the cathedral by J. D. Wyatt were exhibited at the AE 1867, No.311, and at the RA 1867, No.918. Related

manuscript material is in the National Library of Wales, Aberystwyth.

See also Scott, George Gilbert Jnr & Scott, John Oldrid [1]; Scott, John Oldrid [1]; Scott, John Oldrid & Scott, Charles Marriott Oldrid [1]; Scott, Giles Gilbert [8].

[6] BATH (Som): Church of St Andrew, Church Street
Design
Plan

Scale: $\frac{1}{8}$ in to 1ft
Insc: As above, *New church, Bath* & labelled, with dimensions given & a table of accommodation
s: *G. Gilbert Scott R.A. | 31 Spring Gardens*
Pen & coloured washes with pencil added (580×910), losses from upper & lower edges
Prov: C. M. O. Scott, 1975
MSS: Ledger I, p.108
Lit: *Architect*, III, 1870, p.268; X, 1873, p.151; *Builder*, XXXI, 1873, p.814; XXXII, 1874, pp.394-395 (plan & interior perspective looking W illus.); Pevsner, *N Som*, 1958, p.105

The foundation stone was laid in May 1870, and the church was consecrated in September 1873. The tower and spire were built c.1878-80. The contractor was Joseph Bladwell of Bath and the clerk of works J. T. Irvine. The church was damaged by a bomb in 1942 and subsequently demolished.

BERLIN (Germany): Parlamentsgebäude
See Scott, George Gilbert Snr & Scott, John Oldrid

[7] BEVERLEY (Yorks): Minster church of St John the Evangelist

Design for refitting choir & sanctuary; design for choir screen & organ case, c.1874; contract drawing for sanctuary pavement, 1877; design for altar rail, c.1877; working drawings for choir screen (8):
1 Design for refitting choir & sanctuary
Plan, with alternative plan showing new screen on a flier
Scale: $\frac{3}{16}$ in to 1ft
Insc: As above, *Beverley Minster | Proposed refitting of choir* & labelled, with dimensions given
s: *Sir G. Gilbert Scott R.A. | 31 Spring Gardens | London*
Pen & coloured washes with pencil added (575×940, flier 155×105)

2-4 Design for choir screen & organ case
2 Plan(s) of screen looking down & up & of organ
(985×595), losses from left edge

3 *E elevation*
(980×600), losses from right edge

4 *Section looking N*
w/m: J. Whatman 1874
(925×550), lower right corner lost

2-4 Scale: $\frac{1}{2}$ in to 1ft
Insc: As above, *Beverley Minster | Choir screen & organ* & labelled, with (No.2) dimensions given
s: *Sir G. Gilbert Scott R.A. | 31 Spring Gardens, London* (partly lost from No.4)
Pen & wash

5 Contract drawing for sanctuary pavement
Plan
Scale: $\frac{1}{2}$ in to 1ft
Insc: *Beverley Minster | Pavement to sanctuary*, labelled & *Henry Poole & Sons | 26 Feby 1877*
s: *Sir G. G. Scott R.A. | 31 Spring Gardens | London*
Pen & wash (460×650)

6 Design for altar rail
Plan & elevation
Scale: 1in to 1ft
Insc: As above, *Beverley Minster | Altar rail* & labelled, with dimensions given
s: *Sir G. Gilbert Scott R.A. | 31 Spring Gardens, London*
w/m: J. Whatman 1877
Pen (455×635)

7-8 Working drawings for choir screen
7 Details showing construction
Scale: $\frac{1}{2}$ in to 1ft, FS
Insc: As above, *Beverley Minster. Choir screen* & labelled, with dimensions given
s: *Sir G. Gilbert Scott R.A. | 31 Spring Gardens, London*
Pencil & coloured washes (555×760)

8 Details of stairs
Scale: 1in to 1ft
Insc: As above, *Beverley Minster | Choir screen* & labelled, with dimensions given
s: *Sir G. Gilbert Scott R.A. | 31 Spring Gardens, London*
Pencil with pink, blue & brown washes (710×455)

1-8 Prov: C. M. O. Scott, 1953 (Nos.3-6, 8) & 1975 (Nos.1, 2, 7)
MSS: Ledger I, p.66; Ledger II, p.98
Lit: *Ecclesiologist*, II, 1843, pp.30,92; *AASR*, IX, 1867-68, p.xxix; BN, XXXIX, 1880, p.426
Scott & Moffatt had designed a new choir screen in c.1842, but this was not carried out. Scott restored the interior of the church 1866-68 and in 1875 commenced refitting the choir and sanctuary. The C18 stone choir screen was removed in 1875 and replaced by a wood screen surmounted by an organ case, executed by James Elwell of Beverley 1877-80, the screen according to the drawings catalogued above, the organ case according to a reduced design by J. O. Scott. See also Scott, John Oldrid [2].

[8] BEVERLEY (Yorks): Church of St Mary
Contract drawing for refitting; designs for refitting choir & sanctuary, c.1873-75; working drawings for screens in sanctuary, c.1875 (7):
1 Contract drawing for refitting
Plan
Scale: $\frac{1}{8}$ in to 1ft
Insc: *St Mary's Church | Beverley* | (in pencil) *No.1*, labelled, with table of accommodation & *Tbo: Crust | M L Whitton* | ... (illegible signature) | *Wm Richardson*
s: *G. G. Scott Archt | 20 Spring Gardens | London*
Pen & coloured washes, linen-backed (610×880)

2-3 Designs for refitting choir & sanctuary
2 Plan, with, inset, *section of stalls*
Scale: $\frac{1}{4}$ in to 1ft, inset $\frac{1}{2}$ in to 1ft
Insc: As above, *S. Mary's Church. Beverley | Proposed refitting*, labelled & (added in pencil) with a note headed *Mem. June 16 1875*
s: *Sir G. Gilbert Scott R.A. | 31 Spring Gardens - London*
w/m: J. Whatman 1873
Pen & coloured washes (575×710)

3 Plan, showing (in error?) choir E of high altar, with, inset, *section of stalls*
Scale: $\frac{1}{4}$ in to 1ft, inset $\frac{1}{2}$ in to 1ft
Insc: As above, *St Mary's Church Beverley | Rearrangement of choir*, labelled & (stamp) *John Thompson | No.43 | Wood Street | Peterborough | 31 Dec 74*
Pen & coloured washes on tracing paper (500×635)

4-7 Working drawings for screens in sanctuary

4 Elevations

Scale: 1in to 1ft

Insc: *St Marys Church, Beverley | Screens at sides of sanctuary* (sic), labelled, with dimensions given & (stamp) *John Thompson | No.43 | Wood Street | Peterborough | 19 Jul 75*

Pen with buff, blue & pink washes on tracing paper (370 × 685)

5 FS details

Insc: *St Mary's Church Beverley | Details of screen north & south sanctuary*, labelled, with dimensions given & a note

s: *Sir G Gilbert Scott - R. A. | Spring Gardens - London*
(470 × 750)

6 FS details

Insc: *St Marys Church Beverley | Details of screens in sides of sanctuary* (sic) & labelled
(670 × 545)

5-6 Insc: As above & (stamp) *John Thompson | No.43 | Wood Street | Peterborough | 16 Jul 75*

Pen & coloured washes on tracing paper

7 FS detail of tracery of door in N screen

Insc: As above & *St. Marys Church Beverley*

Pen & pencil (505 × 685), lower right corner lost

1-7 Prov: Thompson, 1974 (Nos.3-7); C. M. O. Scott, 1975 (Nos.1, 2)

MSS: Specification of works for refitting choir & sanctuary

Lit: *AASR*, VI, 1861-62, p.cxiv; *BN*, XI, 1864, p.699; J. Bilson, 'St Mary's church, Beverley', *Yorkshire Archaeological Jnl*, XXV, 1920, pp.357-436 (Scott's work, p.432)

Scott was first consulted in 1862. He restored the church and refitted the nave 1864-67 and refitted the choir and sanctuary 1875-76. See also Scott, John Oldrid [3].

[9] BOXGROVE (Sussex): Priory church of St Mary & St Blaise

Design & contract drawing for restoration & refitting; design for pulpit (4):

1-3 Design & contract drawing for restoration & refitting

1 Longitudinal section looking N
(640 × 955)

2 N elevation
(610 × 930)

1-2 Scale: $\frac{3}{16}$ in to 1ft

Insc: As above & *SS. Mary and Blaise, Boxgrove*, (in pencil) *No.2 & No.3* respectively

s: *George Gilbert Scott, Archt | 20 Spring Gardens, London*

Pen & coloured washes

3 Plan

Scale: $\frac{3}{16}$ in to 1ft

Insc: As above, *S. S. Mary & Blaise Boxgrove No.1*, labelled, with dimensions given & *Thomas Cane*

s: *George Gilbert Scott Archt | 20 Spring Gardens | London*

Pen & wash with brown wash on tracing paper, cartridge-backed (565 × 870), upper part of right side & parts of left side lost, affecting plan

4 Design for pulpit

Plan & elevation, alternative elevation of base on a flier

Scale: 1in to 1ft

Insc: As above, *Boxgrove Church | Pulpit & labelled*

s: *Geo. Gilbert Scott, R. A. | Architect*

Pen & pencil (520 × 335, flier 85 × 140)

1-4 Prov: C. M. O. Scott, 1975

Lit: *Builder*, XXIII, 1865, p.198; *Church Builder*, No.15, 1865, p.130; *Ecclesiologist*, XXVI, 1865, pp.75-79; *Builder*, XXV, 1867, pp.450-451 (reredos illus.)

Restoration and reseating were begun in 1864 and the church was reopened in March 1865. The contractor was Thomas Cane of Brighton. The pulpit was erected after 1865 and the reredos was completed in 1867.

[10] BRADFELD (Berks): St Andrew's College

Sketch for exhibition drawing showing new buildings

Perspective of quadrangle from the bowling green showing sanatorium, entrance gateway, dining hall, &c

Insc: As above, *St Andrew's College, Bradfield, Berkshire & labelled*

Pen & wash with pencil added (225 × 320)

Prov: Unknown

Lit: *ILN*, XLVII, 1865, p.336 (perspective of college from W illus.); *CEAJ*, XXIX, 1866, p.217

& 2 pls opp. (plan & perspective showing proposed library, studies & schoolroom illus.); *Recollections*, pp.156-157; Pevsner, *Berks*, 1966, pp.97-98

The above drawing would appear to be a sketch for J. D. Wyatt's 'View of the new dining-hall, sanatorium, lodge, &c, recently erected from the designs of

Professor G. G. Scott, R.A. Taken from the College Green', exhibited at the RA 1870, No.760. The Rev. Thomas Stevens, a close friend of Scott, had founded the college in 1850 as an adjunct to Bradfield church,

restored by Scott in 1847-48. The new college buildings grew up gradually, incorporating Bradfield Place.

Scott wrote in *Recollections* (probably early in the 1860s): 'The college ... was not built out of hand,

but grew of itself, bit by bit, as it was wanted, each part being planned by Mr Stevens, helped a little by myself or by my clerk, Mr Richard Coad. The hall

is the part I may chiefly claim as my own.' Pevsner dates the dining hall 1856 and speaks of classrooms and dormitories of 1853 and 1862. He names J. O.

Scott in connection with buildings of c.1865-72. In 1865 G. G. Scott Snr was asked to submit a design

for a library. A drawing by J. D. Wyatt showing a proposed library, studies and schoolroom was

exhibited at the AE 1866, No.115.

See also Scott, John Oldrid [6]; Scott, Charles Marriott Oldrid [4]; Scott, Charles Marriott Oldrid & Tyndall, Richard John [2]; Newton, William Godfrey [3].

[11] BRANSTON (Lincs): Church of All Saints

Survey drawing

Plan

Scale: $\frac{1}{4}$ in to 1ft

Insc: *All Saints Church Branston*, labelled & (in pencil) labelled, with dimensions given

s: *Sir G. Gilbert Scott R.A | 31 Spring Gardens | London*

Pen & wash with pink & buff washes on linen (510 × 670)

Prov: G. G. Scott Jnr & J. O. Scott, 1975

MSS: Ledger I, pp.5, 61; Ledger II, p.202

Lit: *AASR*, XIII, 1875-76, p.lxii; *Builder*, XXXIV, 1876, p.865; Pevsner & Harris, *Lincs*, 1964, p.483

The church was reopened after restoration and enlargement by Scott on 4 July 1876. The contractor was Lovlee of Branston. Ledger II records that

work on an organ chamber was carried out by Cork & Canham in 1893. In 1962 the church was badly

damaged by fire.

[12] BRECON: Priory (now cathedral) church of St John the Evangelist

Survey drawing; contract drawing for refitting, c.1873 (2):

1 Survey drawing

Plan, plan of E parts squared for transfer (?)

Scale: $\frac{1}{8}$ in to 1ft

Insc: *Brecon Priory Church*, labelled & (in pencil) labelled, with dimensions given

Pen, blue wash & red pen on linen (470 × 735)

Prov: G. G. Scott Jnr & J. O. Scott, 1975

2 Contract drawing for refitting

Plan

Scale: $\frac{1}{8}$ in to 1ft

Insc: *Brecon Priory Church | No.1*, labelled, with the printed label & stamp of the ICBS & added to the stamp, *July 21st 1873 & Thos Collins | Wm Cullis | Witness Jas Burlison*

s: *Sir G. Gilbert Scott R.A. | Spring Gardens | London*

Pen & coloured washes (585 × 905)

Prov: C. M. O. Scott, 1975

MSS: Ledger I, p.54

Lit: *Ecclesiologist*, XXI, 1860, pp.398-399; *Builder*, XIX, 1861, p.380; XX, 1862, pp.230, 337; XXX, 1872, p.893; *Architect*, X, 1873, p.283; *Builder*, XXXI, 1873, p.316; *A Short account of the church of St John the Evangelist, or the Holy Rood, at Brecon*, Brecon 1874,

pp.33-36 (Scott's report d. 6 November 1860 printed); *Church Builder*, No.56, 1875, pp.121-130

Scott reported on the church in 1860 and in 1872. He restored the chancel and transept 1861-62 and the nave and aisles 1873-75. See also [159].26.

[13] BRIDLINGTON (Yorks): Priory church of St Mary Design, c.1872 & c.1876, & contract drawings, 1876 or 1878, for completing W towers; designs for restoring N porch & for reredos (8):

1-5 Design & contract drawings for completing W towers

1 W elevation

Scale: $\frac{1}{8}$ in to 1ft

Insc: As above & *Bridlington Priory Church | Completion of west front*

s: *Sir G. Gilbert Scott R.A. | Spring Gardens, London*

w/m: J. Whatman 1872

Pen & brown wash with pencil added (655 × 440)

2 Section through NW tower looking N

Scale: $\frac{1}{8}$ in to 1ft

Insc: As above, *Bridlington Priory Church* & labelled, with dimensions given

s: *Sir G. Gilbert Scott R.A. | 31. Spring Gardens | London*

w/m: J. Whatman 1876

Pen & wash & brown & orange washes with pencil added (490 × 425)

3 S elevation of SW tower &, inset, plans at 3 levels of buttress developing into pinnacle

Two sheets pasted together (1065 × 525), losses from left & lower edges

4 E elevation & details of SW tower

(1005 × 590), lower right corner & parts of left & right edges lost

5 W elevation of SW tower &, inset, plans at 8 levels of buttress developing into pinnacle

Three sheets pasted together (1160 × 575), upper corners & parts of left & lower edges lost

6 N elevation of SW tower &, inset, plans at 8 levels of buttress developing into pinnacle

Three sheets pasted together (1160 × 575), upper corners & parts of left & lower edges lost

7 Transept looking N

Insc: As above, w/m: J. Whatman 1876

Pen & wash with pencil added (645 × 460)

8 Chancel

Insc: As above, w/m: J. Whatman 1876

Pen & wash with pencil added (645 × 460)

3-5 Scale: $\frac{1}{4}$ in to 1ft; details on No.4 $\frac{1}{8}$ FS
 Insc: As above, *Bridlington Priory Church* (lost from No.5), labelled (except No.3) & *John Thompson*
 s: *Sir G. Gilbert Scott R.A. | Spring Gardens, London*
 (lost from No.4)
 Pen & wash with brown wash, cartridge-backed
 (except No.5)

6-7 Design for restoring N porch
 6 N & side (W) elevation(s)
 Pen & wash with blue wash (450×645)

7 Section(s) looking S & E
 Pen & wash with brown wash (450×635)

6-7 Scale: $\frac{1}{4}$ in to 1ft
 Insc: As above, *Bridlington Priory Church | North porch restoration* & labelled
 s: *Sir G. Gilbert Scott R.A. | Spring Gardens, London*

8 Design for high altar reredos
 Elevation
 Scale: $\frac{3}{4}$ in to 1ft
 Insc: *Bridlington Priory Church | Reredos* & (added in pencil) labelled, with dimensions given & notes; verso (in pencil) *For Mr Wills*
 s: *Sir G. Gilbert Scott R.A. | Spring Gardens, London*
 Pen (455×715)

1-8 Prov: C. M. O. Scott, 1953
 MSS: Ledger I, p.3; Ledger II, pp.93-94, 196; Ledger III, p.86
 Lit: H. F. Barnes, *A Descriptive account of the east window of the priory church of St Mary, Bridlington, Yorkshire, Bridlington 1861; Builder, XXIX, 1871, p.1015; XXXIV, 1876, p.222; BN, XXX, 1876, p.141; Architect, XVIII, 1877, p.114; Pevsner, E Yorks, 1972, pp.197-199; VCH: Yorks ER, Vol.2, 1974, p.73*
 Scott renewed part of the roof and reseated the church 1855-58. A new E window was executed c.1860-61 (contractor, J. & W. Beanland of Bradford) and stonework repairs were completed by 1871 (contractor, Weatherley & Rymer of York). The reredos was executed by Farmer & Brindley in 1875. Work on the W front, N porch &c was carried out 1876-80 (contractor, John Thompson of Peterborough, with whom contracts were concluded in 1876 and 1878). Further repairs and refitting were carried out 1881-86. See also [159]. 10; Scott, John Oldrid [7].

Scott renewed part of the roof and reseated the church 1855-58. A new E window was executed c.1860-61 (contractor, J. & W. Beanland of Bradford) and stonework repairs were completed by 1871 (contractor, Weatherley & Rymer of York). The reredos was executed by Farmer & Brindley in 1875. Work on the W front, N porch &c was carried out 1876-80 (contractor, John Thompson of Peterborough, with whom contracts were concluded in 1876 and 1878). Further repairs and refitting were carried out 1881-86. See also [159]. 10; Scott, John Oldrid [7].

[14] BUCKINGHAM: Church of St Peter & St Paul
 Preliminary design for chancel, c.1864; designs for alterations & addition of chancel, c.1864 &c (2 drawings used as contract drawings later); design for font; design for alterations to pulpit, c.1870; design for galleries, c.1873 (10):

1-2 Preliminary design for chancel

1 Plan
 Insc: Labelled
 (460×545)

2 Transverse section looking W & longitudinal section looking N
 Insc: As above
 w/m: J. Whatman 1864
 (645×460)

1-2 Scale: $\frac{3}{16}$ in to 1ft
 Insc: *Buckingham* (lost from No.1) *Church | New chancel*
 s: *G. G. Scott R.A. | Architect | 20 Spring Gardens | London*
 Pen & wash with buff & brown washes

3-7 Designs for alterations & addition of chancel
 3 Plan
 Insc: Labelled & (in pencil) labelled, with dimensions given; verso, stamped (largely lost) & franked *Buckingham | D | MR 31 | 68*
 w/m: J. Whatman 1864
 Pen with turquoise, buff & brown washes, part cartridge-backed (480×655), lower left corner lost

4 W elevation
 Insc: As above & (in pencil) labelled, with a note & (in pen) *Geo Dobson*
 Pen & coloured washes, part cartridge-backed (600×430)

5 Longitudinal section looking N
 Pen with turquoise, buff & brown washes, part cartridge-backed (480×650)

3-5 Scale: $\frac{1}{8}$ in to 1ft
 Insc: As above & *Buckingham Church | Proposed alterations (Plan shewing proposed alterations on No.3)*
 s: *G. G. Scott. Archt | 20 Spring Gardens | London*

6 Plan
 Scale: $\frac{1}{8}$ in to 1ft
 Insc: *S.S. Peter & Paul Buckingham | Plan shewing proposed alterations*, labelled & (in pencil) labelled, with a note
 s: *Geo. Gilbert Scott R.A. | Spring Gardens | London*
 Pen & wash with brown wash, linen-backed (470×640)

7 S elevation
 Scale: $\frac{1}{8}$ in to 1ft
 Insc: As above, *Buckingham Church | Proposed alteration and enlargement* & *HR Franklin*
 s: *George Gilbert Scott. R.A. | Archt ... (lost)*
 Pen & wash with buff & turquoise washes, part cartridge-backed (440×635)

8 Design for font
 Plan & elevation
 Scale: 1in to 1ft
 Insc: As above, *S.S. Peter & Paul, Buckingham | Font* & (in pencil) labelled, with dimensions given & notes; verso, stamped (largely lost) & franked *Nottingham | ... (illegible)*
 s: *G. G. Scott R.A. | London*
 Pen & coloured washes, linen-backed (480×320)

9 Design for alterations to pulpit
 Plan(s) & elevation, with alternative elevation of steps on a flier
 Scale: 1in to 1ft
 Insc: As above, *S.S. Peter & Paul, Buckingham | Sketch shewing proposed alterations to pulpit* & labelled, with dimensions given & notes & (in pen) *M & B 2 | 12 | 70*
 s: *G. G. Scott. R.A. | Spring Gardens | London*
 Pencil & coloured washes (680×505, flier 150×160)

10 Design for galleries
 Transverse section looking W & longitudinal section looking N
 Scale: $\frac{1}{8}$ in to 1ft
 Insc: As above & *Buckingham Church | Proposed galleries*
 s: *Sir G. Gilbert Scott R.A. | Spring Gardens, London*
 w/m: J. Whatman 1873
 Pen & wash with buff & brown washes (605×440)

1-10 Prov: C. M. O. Scott, 1975
 MSS: Ledger I, p.26
 Lit: BN, XI, 1864, p.569; *Builder, XXIII, 1865, p.527; BN, XII, 1865, p.524; Builder, XXIV, 1866, p.946; BN, XIII, 1866, p.803; Pevsner, Bucks, 1960, pp.73-74*

Scott reported on the church in 1860. Buttressing and alterations were begun in 1864. The foundation stone of a new chancel, the gift of the Duke of Buckingham, was laid 6 July 1865. The chancel, chancel aisle and S porch were consecrated 27 November 1866. The contractor was H. Saunders and the clerk of works George Hannaford. Alterations to the nave were finally completed in 1884 (see note under Scott, John Oldrid [8] for work of 1881-84). See also Scott, John Oldrid [8]; Scott, John Oldrid & Scott, Charles Marriott Oldrid [4]; Scott, Charles Marriott Oldrid [6].

[15] BUSHEY (Herts): Church of St James & St Paul
 Design for reredos

Elevation
 Scale: 1in to 1ft
 Insc: *S. James Bushey, Herts*, labelled, with dimensions given & *Estimate | In alabaster with marble columns | fixed complete £350 | In Caen stone with marble | columns fixed £240 | The whole of central | portion & one side canopy | to be modelled*
 s: *Sir Gilbert Scott | Archt*

Pen & pencil on tracing paper (345×260)
 Prov: G. G. Scott Jnr & J. O. Scott, 1942
 Lit: *Builder, XXIX, 1871, p.712*
 The church was reopened in 1871 after restoration, enlargement and refitting by Scott. The above drawing would date from after 1872, when Scott was knighted. See also Travers, Howard Martin Otho [33].

[16] CAMBRIDGE: King's College, Chetwynd Building
 Design; contract drawings, 1871 (7):

1-3 Design

1 Ground floor plan, modified to correspond to contract design (420×570)

2 1st floor plan, modified to correspond to contract design (430×585)

3 2nd floor plan, modified to correspond to contract design (430×585)

1-3 Insc: As above, labelled & (in pencil) modifications labelled
 Pen & coloured washes with pencil added

4-7 Contract drawings

4 Ground floor plan
 (480×645)

5 2nd floor plan
 (480×660), lower corners lost

4-5 Insc: As above & labelled, with dimensions given
 Pen & wash with cream & red washes

6 E elevation
 (480×660)

7 W elevation
 (485×645)

6-7 Pen & coloured washes
 4-7 Insc: *No.2, No.4, No.6 & No.7 respectively & This is one of the drawings referred to in an agreement | dated the ... day of August 1871 | Francis Thoday*

1-7 Scale: $\frac{1}{8}$ in to 1ft
 Insc: As above & *King's College Cambridge | New rooms*
 s: *G. G. Scott R.A. Archt | 31 Spring Gardens*
 Prov: C. M. O. Scott, 1975
 MSS: Ledger I, p.46

Lit: R. Willis & J. W. Clark, *The Architectural history of the University of Cambridge* . . . , Cambridge 1886, Vol.1, pp.531-532, 566; *AE&BN*, CXXXIV, 1933, pp.344-345 (perspective of Scott's design for range on E side of Great Court illus. p.344); Pevsner, *Cambs*, 1970, p.97
 Chetwynd Building was erected 1871-73. Previously Scott had repaired the roof of the chapel (1861-63). He restored the W porch of the chapel in 1875. He was one of three architects invited to submit designs for a range on the E side of Great Court in 1877. See also [159].47; Scott, George Gilbert Jnr [12]; Scott, Giles Gilbert [26]; Burges, William; Goldicutt, John [1]; Vulliamy, Lewis, *attrib. to*; Webb, Sir Aston & Bell, Edward Ingress [3]

[17] CAMBRIDGE: St John's College, chapel
 Modified design (2):

1 Front elevation of tower (i.e. W) [Fig.11]

Scale: $\frac{3}{16}$ in to 1ft

Insc: As above & *St John's College Cambridge*

s: G. G. Scott R.A. *Archit* | 20 Spring Gardens

Pen with cream & brown washes, linen-backed (900 x 590)

2 Section through tower

Scale: $\frac{3}{16}$ in to 1ft

Insc: *St John's College Cambridge* & labelled

s: G. G. Scott R.A. | 20 Spring Gardens

Pen with cream & mauve washes, linen-backed (900 x 575)

1-2 Prov: C. M. O. Scott, 1953

Lit: *Builder*, XXI, 1863, pp.224-225 (exterior perspective from SE illus.); XXII, 1864, p.675; *BN*, XI, 1864, p.683; *CE&J*, XXVII, 1864, pp.2-3 & pl. opp. p.2 (exterior perspective from SE illus.); XXX, 1867, p.65 & pl. opp. (exterior perspective from NW illus.); *Ecclesiologist*, XXVIII, 1867, pp.26-27; XXIX, 1868, p.99; *Builder*, XXVII, 1869, pp.384, 386-387 (exterior perspective from NW & interior perspective looking E illus.); *BN*, XVI, 1869, p.441; XXXII, 1877, pp.290, 297 (exterior perspective from NW illus.); *Builder*, XXXVI, 1878, pp.378, 380 (exterior perspective from NE illus.); R. Willis & J. W. Clark, *The Architectural history of the University of Cambridge* . . . , Cambridge 1886, Vol.2, pp.325-344; Pevsner, *Cambs*, 1970, pp.152-153

Called upon, in 1862, to report on the chapel, hall and master's lodge, Scott at first proposed that the old chapel be restored and made into an aisle of a new chapel. However, the retention of the old chapel was not considered practicable. A new chapel was begun in 1863, a contract having been concluded with Jackson & Shaw of Westminster on 15 June 1863. The foundation stone was laid 6 May 1864. A flèche was planned, but in August 1864 Henry Hoare agreed to pay for a tower. The chapel was consecrated 12 May 1869. The clerk of works was W. M. Cooper; stone carving was executed by Farmer & Brindley, wood carving by Rattee & Kett of Cambridge and painted decoration by Clayton & Bell. Drawings of the chapel by J. D. Wyatt were exhibited at the AE 1863, No. 239, and 1867 No. 202, and at the RA 1866, No. 788, 1868 No. 852 and 1869 No. 1011. Between 1863-69 Scott also built a new master's lodge, lengthened the hall, converted the old master's gallery in Second Court into a combination room and built lecture rooms in First Court. See also Scott, John Oldrid [10]; Rickman, Thomas & Hutchinson, Henry [12].

[18] CAMPSALL (Yorks): Church of St Mary

Magdalene

Contract drawings for restoration, 1873 & 1874 (5):

1 Longitudinal section looking N

Insc: As above, *This is one of the drawings referred to in the contract | signed by us this 31st day of March in | the year of our Lord one thousand eight hundred | and seventy three | Shillitoe & Morgan | Witness Thomas Stroud, Contract 2 | This is one of the drawings | referred to in the contract | signed by us this . . . day | of May, 1874 | Shillitoe & Morgan | Witness | Thomas Stroud & Contract 3 | This is one of the drawings referred to | in the contract signed by us this . . . | day of May, 1874 | Shillitoe & Morgan | Witness Thomas Stroud*
 w/m: J. Whatman 1869
 Pen & wash with buff & orange washes (470 x 650)

2 N elevation

Insc: As above, *This is one of the drawings referred to in our contract signed this | 31st day of March in the year of our Lord one thousand | eight hundred & seventy three | Shillitoe & Morgan | Witness Thomas Stroud, Contract 2 | This is one of the drawings | referred to in the contract | signed by us this . . . day of | May 1874 | Shillitoe & Morgan | Witness | Thomas Stroud & Contract 3 | This is one of the drawings referred to in | the contract signed by us this . . . day | of May, 1874 | Shillitoe & Morgan | Witness | Thomas Stroud*
 Pen & wash with olive & buff washes (460 x 655)

3 Transverse sections, through nave looking W & through chancel looking E

Insc: As above, labelled, *The section (looking W) immediately under this declaration | is one of the drawings referred to in the contract | signed by us this 31st day of March in | the year of our Lord one thousand eight hundred | & seventy three | Shillitoe & Morgan | Witness Thomas Stroud & (against section looking E) Contract 3 | This is one of the drawings | referred to in the contract | signed by us this . . . day of | May 1874 | Shillitoe & Morgan | Witness | Thomas Stroud*
 w/m: J. Whatman 1869
 Pen, coloured washes & red pen (470 x 655)

4 S elevation

Insc: As above, *This is one of the drawings referred to in our | contract signed this 31st day of March in the | year of our Lord one thousand eight hundred & | seventy three | Shillitoe & Morgan | Witness Thomas Stroud, Contract 2 | This is one of the drawings | referred to in the contract | signed by us this . . . day | of May 1874 | Shillitoe & Morgan | Witness | Thomas Stroud & Contract 3 | This is one of the drawings referred | to in the contract signed by us this . . . day of May | 1874 | Shillitoe & Morgan | Witness Thomas Stroud*
 w/m: J. Whatman 1869
 Pen & wash with olive & buff washes (465 x 655)

5 E & W elevations

Insc: As above, *The elevation (W) immediately under this declaration is one | of the drawings referred to in the contract signed by | us this 31st day of March in the year of our | Lord one thousand eight hundred & seventy three | Shillitoe & Morgan | Witness Thomas Stroud & (against E elevation) Contract 3 | This is one of the drawings | referred to in the contract signed | by us this . . . day of May | 1874 | Shillitoe & Morgan | Witness | Thomas Stroud*
 Pen & wash with olive & buff washes (460 x 650)

1-5 Scale: $\frac{1}{16}$ in to 1ft

Insc: As above, *Church of S. Mary Magd. (No.5 S. Mary Magd's Church) Campsall, No.3 to No.7 respectively & (in red pen) with limits of contract(s) indicated (contract 1 relating to 3 bays of nave, contract 2 to transept bay & W tower & contract 3 to chancel)*

s: G. G. Scott R.A. | *Architect*

Prov: C. M. O. Scott, 1975

Lit: *Builder*, XXXII, 1874, p.795

[19] CANTERBURY (Kent): Christ Church cathedral
 Unexecuted design for new parapet & steep-pitched roof to corona & for heightening & adding spires to flanking turrets; designs for choir stalls, c.1871-c.1875 (8):

1-3 Unexecuted design for new parapet & steep-pitched roof to corona & for heightening & adding spires to flanking turrets

1 E elevation

Pen on linen (735 x 470)

2 Elevation of turret

Pen (815 x 345)

1-2 Scale: $\frac{3}{16}$ in to 1ft

Insc: As above & *Becket's Crown | Canterbury Cath.*

3 Perspective from SW

Pencil, 2 sheets pasted together (540 x 480), lower corners lost

4-8 Designs for choir stalls

4 Elevation(s) & section(s) of stalls

Scale: 1in to 1ft

Insc: As above & *Canterbury Cathedral | Proposed choir stalls*

s: G. Gilbert Scott | 31 Spring Gardens | London

w/m: J. Whatman 1871

Pen (550 x 720)

5 Plan of choir

Scale: $\frac{1}{4}$ in to 1ft

Insc: As above, *Canterbury Cathedral* & labelled

s: G. Gilbert Scott R.A. | 31. Spring Gardens | London

w/m: J. Whatman 1873

Pen & coloured washes, 2 sheets pasted together, linen-backed (825 x 1310)

6 Elevation of backs & canopies of return stalls, with alternative elevation of part on a flier

Scale: $\frac{1}{2}$ in to 1ft

Insc: *Canterbury Cathedral | Stalls west end of choir*

s: G. Gilbert Scott, R.A. | *Architect*

Pen (525 x 625, flier 205 x 145)

7 Perspective of return stalls

Insc: *Canterbury Cathedral | Design for stalls at west end of choir*

s: G. G. Scott, R.A. London

w/m: J. Whatman 1874

Pen (605 x 735)

8 Elevation(s) & section(s) of stalls, simpler in design than on Nos.4, 6 & 7

Scale: 1in to 1ft

Insc: As above & *Canterbury Cathedral | Proposed choir stalls*

s: Sir G. G. Scott, R.A. | 31. Spring Gardens | London

w/m: J. Whatman 1875

Pen (550 x 770)

1-8 Prov: C. M. O. Scott, 1953 (Nos.6-8) & 1975 (Nos.1-5)

Lit: (choir) *Sacristy*, I, 1871, pp.176-177; *Architect*, XII, 1874, p.228; *BN*, XXVII, 1874, p.532; *Architect*, XV, 1876, pp.315-316 (Scott's report printed); *British Architect*, V, 1876, pp.256-257 (Scott's report printed); *Builder*, XXXIV, 1876, p.522; *BN*, XXX, 1876, p.483; *Church Builder*, No.59, 1876, p.182; *Architect*, XVII, 1877, pp.272-273; *BN*, XXXII, 1877, pp.527, 578; XXXIII, 1877, p.42; XXXVII, 1879, p.629; *Building World*, III, 1879-80, p.349
 Nos. 1-3 above probably date from c.1859-60 (c.f. correspondence in the cathedral archives, Canterbury). Refitting of the choir was first proposed c.1871 as a memorial to Dean Alford. Scott's designs were formally approved in May 1876. New stalls were executed by Farmer & Brindley 1878-79. Scott was frustrated in his hopes of removing the return stalls. These concealed the E side of the choir screen, his

investigation of which Scott had published in *Archaeological Jnl*, XXXII, 1875, pp.86-88. Further drawings and related MS material are in the cathedral archives, Canterbury. See also Scott, John Oldrid [12]; Blacking, William Henry Randall; Blore, Edward.

[20] CASTLE ASHBY (Northants): Church of St Mary Magdalene

Working drawings for seats (3):

1 Elevation(s) of ends generally & next passage & FS details

Scale: $\frac{1}{4}$ FS

Insc: As above, *Castle Ashby Church* | *Details of seats*, labelled, with notes & (in pencil) dimensions given s: Geo: Gilbert Scott R.A. | *Architect* | London
Pen & buff wash, linen-backed (560×755)

2 Elevation, section & FS detail of back of bench end towards passage

Scale: $\frac{1}{4}$ FS

Insc: As above, *Castle Ashby Church* & labelled
Pencil, buff wash & pen (560×755)

3 FS detail of end of front of benches

Insc: As above, *Castle Ashby Church* | *Northampton* & labelled

s: Geo: Gilbert Scott R.A. | *Archit* | 31 *Spring Gardens* | London

Pencil & orange wash (785×555)

1-3 Prov: Thompson, 1974

Lit: *AASR*, II, 1852-53, p. xxxix; *Ecclesiologist*, XIV, 1853, p. 127

Scott's design for the reseating of the church was exhibited at a meeting of the Northampton Architectural Society in 1853. The above drawings would appear to be of 1866 or later. See also [159].16.

[21] CAWOOD (Yorks): Church of All Saints
Design for restoration & refitting, c.1874 (8):

1 Plan shewing refitting

Insc: As above, labelled, (in pencil) labelled, with dimensions given & *To be returned to Mr Day* & (in red pen) *No new screens are allowed | between nave & chancel, no super | altar shelf & (referring to altar steps) illegal & one step may go | straight across, | but better none |*
G

w/m: J. Whatman 1874

Pen & coloured washes

2 N elevation

Insc: As above & level of nave floor indicated
Pen with blue, pink & buff washes

3 S elevation

Insc: As above & (in red pen, referring to W part of chancel wall) *This horrible | arch should be | effaced outside | & a good window | put in*
Pen with blue, pink & brown washes

4 E elevation

Insc: As above & Level of nave floor indicated
Pen & buff wash

5 W elevation

w/m: J. Whatman 1874

Pen with buff & brown washes

6 Transverse section thro' nave looking E

Pen & wash with brown wash

7 Longitudinal section looking S

w/m: J. Whatman 1874

Pen & wash with brown & mauve washes

8 Transverse section through chancel looking E

Insc: As above, (in pencil) *Contract drawings | to be returned to Mr Day* & (in red pen, referring to altar steps) *No steps here allowed | unless they are the old ones*
Pen & wash with brown wash

1-8 Scale: $\frac{3}{16}$ in to 1ft

Insc: As above, *All Saints Church Cawood* | (except No.1) *Proposed restoration & No.1 to No.8* respectively s: *Sir G. Gilbert Scott R.A. | Spring Gardens London* (445×655 approx.)

Prov: C. M. O. Scott, 1975

MSS: Ledger I, p.33; Ledger II, p.227

Lit: W. Wheeler, *The History of the parishes of Sberburn and Cawood*, 2nd edn, 1882, p.291 (Scott's report printed)

Restoration was carried out in 1887 and chancel seats executed in 1895 by James Ullathorne. The inscriptions in red pen on Nos.1, 3 & 8 are by Lord Grimthorpe, Chancellor of the Diocese of York, c.1887. See also Scott, John Oldrid [13].

[22] CHESTER: Cathedral church of Christ & the Blessed Virgin Mary

Working drawings for parapet to tower; for nave groining; for alterations to stalls, c.1874; for throne; for restoring N window of N transept; for organ case, c.1876; for organ screen & loft, c.1876 (24):

1 Working drawing for parapet to tower
FS details

Insc: As above, *Tower | Chester Cathedral* & labelled s: G. G. Scott R.A.

Pencil with blue & magenta washes (755×555), lower left edge cut

2-5 Working drawings for nave groining

2 Plan

Scale: $\frac{1}{8}$ in to 1ft

3 Elevation of 3 bays nearest tower, south side

Scale: $\frac{1}{4}$ in to 1ft

4 Plan of 1 bay

Scale: $\frac{1}{2}$ in to 1ft

5 Sections on lines of 3 rib(s) as numbered on No.4
Scale: $\frac{1}{2}$ in to 1ft

2-5 Insc: As above, *Chester Cathedral* | *Nave groining & (except No.3) labelled, with (Nos.4, 5) dimensions given*

s: G. G. Scott R.A. | 31 *Spring Gardens* | London S.W. | E.H.

Pen & coloured washes on tracing paper (490×750, except No.3, 485×675)

6-8 Working drawings for alterations to stalls

6 Plan & elevation of return stalls

Scale: $\frac{1}{2}$ in to 1ft

Pen on tracing paper, linen-backed (530×580)

7 Plan(s), elevation & section of a stall

Scale: 1in to 1ft

Pen & wash with buff & brown washes on tracing paper, linen-backed (600×450)

8 Plan & section(s) of floor

Scale: $\frac{1}{8}$ FS

Pen, buff & brown washes & pencil on tracing paper, linen-backed (500×635)

6-8 Insc: As above, *Chester Cathedral* | *Choir stalls & labelled, with (except No.6) dimensions given & (stamp) John Thompson | No.43 | Wood Street | Peterborough | 31 Dec 74*

9 Working drawing for throne

Plan & elevation

Scale: $\frac{3}{4}$ in to 1ft

Insc: As above, *Chester Cathedral* | *Design for bishop's throne & labelled*

Pencil on tracing paper, linen-backed (770×385)

10-11 Working drawings for restoring N window of N transept

10 External elevation &, inset, details

Scale: $\frac{1}{2}$ in to 1ft

Insc: *Chester Cathedral* | *North window* & (partly in pen) labelled, with dimensions given

Pencil with blue & red crayon (595×1040)

11 FS detail(s)

Insc: (partly in pen) As above, *Chester Cathedral* | *North transept* | *North window* & labelled s: *Sir Gilbert Scott R.A. Architect*

Pencil with magenta, blue & yellow washes, 4 sheets pasted together (1080×1485)

12 Working drawing for organ case on choir screen

Plan, S & W elevation(s) & detail of E elevation

Scale: 1in to 1ft

Insc: As above, *Chester Cathedral* | *Echo organ*, labelled, with dimensions given & (stamp) *John Thompson* | *No.43* | *Wood Street* | *Peterborough* | 11 Jan 76

Pen & orange wash on tracing paper (730×480)

13-24 Working drawings for organ screen & loft between crossing & N transept

13 Plan of organ screen

Scale: $\frac{1}{2}$ in to 1ft

Insc: As above & labelled, with dimensions given
Pencil (210×410)

14 Plan, elevation(s) & section of stairs

Scale: 1in to 1ft

Insc: As above, *Chester Cathedral* | *Organ screen & labelled, with dimensions given*

s: *Sir Gilbert Scott* | *Architect*

Pencil & coloured washes (555×760)

15 Plan, elevation & detail(s) of parapet

Scale: $\frac{1}{8}$ FS, FS

Insc: As above, *Chester Cathedral organ screen & labelled, with dimensions given; verso, addressed to A. Baker Esqr | 31 Spring Gardens | Charing Cross | London SW, stamped & franked Chester | Ap 20 | 76*
Pencil (555×765)

16-17 Details

Scale: $\frac{1}{4}$ FS, FS

18-24 FS details

16-24 Insc: As above, *Chester Cathedral* | *Organ screen & labelled, with dimensions given*

s: *Sir Gilbert Scott* | *Architect* or similar
Pencil, coloured washes & some pen (760×560 or 560×760, also 750×1090, 1355×560)

1-24 Prov: Thompson, 1974

MSS: Letter from Dean Howson to Scott, d. 2 June 1875; MS of *Recollections*, Vol.3, pp.343-347;

Ledger I, p.30

Lit: *Builder*, XXIV, 1866, p.922; XXVI, 1868, pp.184, 397-398, 537, 829, 901; *Architect*, I, 1869, p.168;

Builder, XXVII, 1869, pp.272, 997-998; BN, XVI, 1869, pp.67, 72, 73 (2 exterior perspectives from SE illus.); J. S. Howson, progress reports for 1868, 1869, 1870, 1871, 1872, 1868-73, 1873-74 & 1875, each entitled *Restoration of Chester cathedral*..., Chester 1869-76; *Architect*, III, 1870, pp.115, 291; IV, 1870, p.116; *Builder*, XXVIII, 1870, pp.173, 452, 814; BN, XVIII, 1870, pp.428-429; G. G. Scott, *On the architectural history of Chester cathedral, as developed during the present work of restoration*..., Chester 1870 (also printed in *Jnl of the Architectural*,

Archaeological & Historic Society for the county, city & neighbourhood of Chester, III, 1885, pp.159-182; *Architect*, VII, 1872, p.262; *Builder*, XXX, 1872, p. p.122; *Architect*, X, 1873, p.6; BN, XXIV, 1873, p.548; *Architect*, XII, 1874, p.112; *British Architect*, I, 1874, p.234; BN, XXVI, 1874, p.406; *British Architect*, IV, 1875, p.256; *Architect*, XV, 1876, p.317; XVI, 1876, p.107; *British Architect*, V, 1876, pp.206, 249; *Builder*, XXXIV, 1876, pp.749-750, 760-761 (organ gallery & case illus.), 895-897, 904 (reredos illus.); BN, XXXI, 1876, pp.44-45; *Builder*, XXXV, 1877, pp.207, 210 (throne illus.), 1004, 1006 (pulpit illus.); *Recollections*, pp. 330-336; J. S. Howson, *Hand-book to Chester cathedral* . . . , 2nd edn, Chester n.d. [1882?], pp.11-50 *passim*; G. Ormerod, *The History of the County Palatine & city of Chester*, 2nd edn, revised & enlarged by T. Helsby, 1882, Vol.1, pp.259-261; G. W. O. Addleshaw, 'Architects, sculptors, designers & craftsmen 1770-1970 whose work is to be seen in Chester cathedral', *Architectural History*, XIV, 1971, pp.74-109 (Scott's work pp.95-98); Pevsner & Hubbard, *Cheshire*, 1971, pp.136-143 *passim* While R. C. Hussey was architect to the cathedral Scott had designed a new E window for the Lady chapel, 1859. Following a survey and report by Ewan Christian, he was asked to submit plans for a thorough restoration, and these were approved in February 1868. Work began with the underpinning of the E parts, 1868, and in 1869 the principal contract was concluded with John Thompson of Peterborough. G. W. Haswell & Sons of Chester was also employed on the restoration of the fabric. The clerk of works was James Frater. The nave was reopened in 1872; work on the transepts and refitting was completed in 1876. Scott removed the stone pulpitum screen, then in the W arch of the crossing, resetting parts of it behind the restored choir stalls, and erected a wooden screen in the E arch of the crossing (executed by Farmer & Brindley) and a stone organ screen between the crossing and the N transept (executed by Thompson, carving and marble columns by Farmer & Brindley). Further drawings and related MS material are in the cathedral library, Chester.

See also Scott, Giles Gilbert [29]; Eden, Francis Charles; Hussey, Richard Charles [7]; Rickman, Thomas & Hussey, Richard Charles [2].

[23] CHICHESTER (Sussex): Cathedral church of the Holy Trinity
Design for pulpit
Perspective, with, inset, *plan & alternative plan*
Scale: $\frac{3}{16}$ in to 1ft
Insc: As above & *Chichester Cathedral | Design for pulpit*
s: Sir Gilbert Scott R.A. | London
Pen (530×370)
Prov: C. M. O. Scott, 1953
MSS: Letter from Dean Burgon to Scott, d. 2 October 1876
Lit: (Lady chapel) *Builder*, XXVIII, 1870, p.243; *Architect*, VI, 1871, p.161; BN, XXI, 1871, p.202; *Architect*, VIII, 1872, p.236; BN, XXIII, 1872, p.321; (pulpit) *Builder*, XXXIV, 1876, p.337; *Architect*, XIX, 1878, p.146 & pl. following (perspective illus.); (Hook tomb) BN, XXX, 1876, p.638; *Builder*, XXXVIII, 1880, pp.158, 162
Scott restored the Lady chapel 1870-72. In 1876 he was commissioned to design a pulpit as a memorial to Dean W. F. Hook, who had died in 1875, and also Dean Hook's tomb. The pulpit was executed by George Hill of Chelsea and erected in 1878. The tomb was erected in 1880. See also Scott, George Gilbert Snr & Slater, William; Geldart, Ernest [5].

[24] CHIPPENHAM (Wilts): Church of St Paul
Contract drawings, c.1854 (4):
1 N elevation [Fig.6]
w/m: J. Whatman 1852
(480×650)

2 E elevation
(485×655)

1-2 Pen with grey-brown, buff & blue washes

3 Longitudinal section looking N
w/m: J. Whatman 1852
(485×655)

4 Transverse sections through nave & chancel looking E
(480×650)

3-4 Pen with buff, orange & blue washes

1-4 Scale: $\frac{1}{16}$ in to 1ft
Insc: As above, *New church | Chippenham | Wiltshire No.3, No.4, No.6 & No.7* respectively, *Daniel Jones, Witness | Jacob Phillips | 3, 4, 6 & 7* respectively, with wax seal of the ICBS & (against seal) 11 March 1854
s: G. G. Scott Archt | 20 Spring Gardens | London or similar
Prov: C. M. O. Scott, 1953
Lit: *Builder*, X, 1852, p.769; XI, 1853, pp.358, 560; XII, 1854, p.109; XIII, 1855, p.189; XIX, 1861, p.13; Pevsner, *Wilts*, 1975, pp.168-169
In 1853 the designs of three architects were selected in competition for consideration and Scott's design was finally chosen. The foundation stone was laid 21 February 1854 and the church consecrated 15 April 1855; the tower and spire were built in 1860-61.

[25] CIRENCESTER (Glos): Church of St John the Baptist

Design & contract drawing for refitting (2):

1 Plan showing proposed reseating &c

Scale: $\frac{1}{16}$ in to 1ft

Insc: As above, *Cirencester Church* & labelled, with table of accommodation

s: Geo. Gilbert Scott | Archt | 20 Spring Gar . . . (lost) | London

Pen with violet, orange & buff washes (520×695), losses from right & lower edges

2 Plan shewing proposed refitting

Scale: $\frac{1}{16}$ in to 1ft

Insc: As above, *Cirencester Church*, labelled, with dimensions given & Thomas Bridges

s: G. G. Scott R.A. | 20 Spring Gardens | London

Pen & blue, orange & buff washes with pencil added, linen-backed (500×640)

1-2 Prov: C. M. O. Scott, 1975

Lit: *Builder*, XX, 1862, pp.300, 644; BN, IX, 1862, p.382; *Builder*, XXIII, 1865, p.341; BN, XII, 1865, p.90; XIV, 1867, p.871

Scott's report on the church was under consideration in 1862 and restoration and refitting were carried out to his designs 1865-67. A reredos was erected to designs of George Gilbert Scott Jnr in 1868 (*Builder*, XXVI, 1868, p.438). See also Scott, John Oldrid [15].

[26] CLAYDON, EAST (Bucks): Church of St Mary the Virgin

Contract drawings for restoration, enlargement & refitting, c.1870 (5):

1 Plan

Pen & coloured washes (535×755), upper edge cut

2 N elevation

Pen & wash with pink & brown washes (545×750), lower left corner lost

3 S elevation

Pen & wash with pink & brown washes (540×750), upper edge cut

4 E & W elevation(s)

Pen & wash with pink & brown washes (510×755), upper edge cut

5 Elevation of new arcades (longitudinal section through nave looking N) & transverse section looking E
Pen & wash with brown & red washes (530×750), lower edge cut

1-5 Scale: $\frac{3}{16}$ in to 1ft

Insc: As above, *St Mary's Church. East Claydon | Proposed restoration & enlargement* (No.1 Church of S. Mary, East Claydon, Buckinghamshire | Proposed refitting & enlargement), labelled, with dimensions given (except No.2) & *Daniel Mansfield | Albert John Ravensbear Booth*
s: G. G. Scott R.A. | Spring Gardens | London
w/m: J. Whatman 1870 (No.1 1869)

Prov: C. M. O. Scott, 1975

Lit: *Architect*, IV, 1870, p.326; VII, 1872, p.99

The church was reopened after restoration, enlargement and refitting in 1872. The clerk of works was George Hannaford. Carving was by Farmer & Brindley.

[27] CLAYDON, MIDDLE (Bucks): Church of All Saints
Design & working drawing for restoration & refitting (6):

1 Plan

(480×660)

2 E & W elevation(s)

(460×650), upper & lower right corners lost

3 N elevation

(485×655)

4 S elevation

(480×660)

5 Longitudinal section looking S (omitting tower) & transverse section(s) thro' nave looking W & thro' chancel looking E
(660×480)

1-5 Scale: $\frac{3}{16}$ in to 1ft

Insc: As above, *Middle Claydon Church Bucks* or similar | *Proposed restoration* (No.1 refitting, No.3 alteration) | No.1 to No.5 respectively & (Nos.1, 2 & 5) labelled
s: Geo. Gilbert Scott R.A. | 31 Spring Gardens. London or similar (lost from No.2)

6 Longitudinal & transverse section(s) & detail(s) of nave roof

Scale: $\frac{1}{16}$ in to 1ft, FS

Insc: As above, *Middle Claydon Church Bucks* & labelled, with dimensions given

s: G. G. Scott R.A. | Architect | Spring Gardens | London (525×730), losses from left & lower edges

1-6 Pen & coloured washes on tracing paper, linen-backed

Prov: G. G. Scott Jnr & J. O. Scott, 1942

Lit: *Builder*, XXVIII, 1870, p.491

The church was reopened after restoration and refitting in June 1870. The contractor was H. R. Franklin of Deddington and the clerk of works George Hannaford. A reredos was executed by Farmer & Brindley and decoration by Clayton & Bell. See also [159].32.

[28] CLAYWORTH (Notts): Church of St Peter

Contract drawing for restoration, c.1873

S elevation of chancel & E elevation

Scale: $\frac{3}{16}$ in to 1ft

Insc: As above, *St Peter's Church. Clayworth | Proposed restoration & D. Parkinson | C. Cantborne*

s: Sir G. Gilbert Scott R.A. | Spring Gardens | London
w/m: J. Whatman 1873

Pen & coloured washes (630×445)

Prov: C. M. O. Scott, 1975

Lit: *Builder*, XXXIII, 1875, p.604; *AASR*, XIII,

1875-76, pp.x-xi
Restoration and refitting were carried out 1874-75, apparently under John Oldrid Scott, with James Willis as clerk of works. See also Scott, John Oldrid [16].

[29] COLCHESTER (Essex): Church of St Nicholas, High Street

Contract drawings for enlargement; modified design for tower & spire, c.1874 (9):

1-7 Contract drawings for enlargement

1 *N elevation*, with modifications to upper parts pasted over (550×695), losses from upper & lower edges, affecting elevation (modifications 235×325, centre portion lost, & 230×180)

2 *S elevation*, with modification to upper parts pasted over & inset, modified elevation of porch (535×835), losses from left & right edges (modification 220×600, irregular)

E elevation, with modification to upper parts pasted over (535×515, modification 250×270)

4 *W elevation*, with modification to upper parts pasted over (495×565), losses from lower edge, affecting elevation (modification 250×255)

1-4 Pen & wash & brown & (except No.3) pink washes with pencil added

5 *Longitudinal section through nave looking S*, with modification to upper parts pasted over (515×670), losses from upper, lower & right edges, affecting section (modification 230×570, centre & right portions lost)

6 *Transverse section through chancel looking E*, with modification to upper parts pasted over; *transverse section through N aisle looking E* (505×815), lower left corner lost (modification 210×270)

7 *Transverse section through nave looking E*, with modification to upper parts pasted over (535×445), lower left corner lost, affecting section (modification 240×265)

5-7 Pen & blue & brown washes with pencil added

1-7 Scale: $\frac{3}{16}$ in to 1ft
Insc: As above, *St Nicolas Church | Colchester & labelled* (including date 8/12/74 on No.3), with dimensions given & (on each modification) *Geo Dobson s: Sir G Gilbert Scott R.A. | 31 Spring Gardens | London* (partly lost from Nos.1 & 5, wholly lost from Nos.3, 4 & 7)

8-9 Modified design for tower & spire
8 *Plan(s) at 4 levels, section in aisle looking N into tower & section thro' tower looking W*
Pen with blue, buff & brown washes (450×625)

9 *E & N elevation(s)*
Pen & wash, pink & brown washes & gold paint (940×450), upper left & right & lower left corners lost, affecting *N elevation*

8-9 Scale: $\frac{3}{16}$ in to 1ft
Insc: As above, *S. Nicolas. Colchester | Tower & spire* (partly lost from No.9) & (No.8) labelled
s: *Sir G. Gilbert Scott R.A. | Spring Gardens. London* (partly lost from No.9)
w/m: J. Whatman 1874

1-9 Prov: C. M. O. Scott, 1975
MSS: Ledger I, p.1
Lit: *Builder*, XXXII, 1874, p.838; *BN*, XXXI, 1876, pp.40, 139; *Pevsner, Essex*, 1965, p.135
Enlargement was carried out c.1874-76 and a new tower and spire executed c.1876-78. The church was dem. 1955.

[30] COTON HALL: Lodge Design

Perspective [Fig.35]

Insc: (in pencil) *Design for lodges | Coton Hall near ...* (illegible) / *Design No.II without verandah*

s: (in pencil) *Geo Gilbert Scott Archt | 20 Spring Gardens | London*
Pen (320×390)
Prov: C. M. O. Scott, 1953

[31] COVENTRY (Warwicks): Church of the Holy Trinity

Design for refitting & c

Plan

Scale: $\frac{1}{4}$ in to 1ft

Insc: *Holy Trinity Church, Coventry | Plan shewing proposed refitting &c & labelled*, with a table of accommodation

s: *Geo: Gilbert Scott, Archt | 20 Spring Gardens, - London*

Pen & coloured washes (515×815)

Prov: C. M. O. Scott, 1975

Lit: *CEAJ*, XIX, 1856, p.277; *Ecclesiologist*, XVII, 1856, pp.195-197; *BN*, III, 1857, p.138; *AASR*, XII, 1873-74, p.111; *Builder*, XXXVI, 1878, p.775; *VCH: Warwick*, Vol.8, 1969, pp.327-328
Restoration of the interior and refitting were carried out 1855-56. The contractors were Platt & Padbury and Pratt of Coventry. Stone carving was executed by Jones, woodwork by Ruddle of Peterborough, woodcarving by Farmer and metalwork by Skidmore of Coventry. A reredos was erected to Scott's designs c.1873. See also Moore, Temple Lushington [2].

[32] COVENTRY (Warwicks): Church of St John the Baptist

Contract drawings for reseating & for restoring nave, c.1874; designs for vestry, c.1874, & pulpit (5):

1-3 Contract drawings for reseating & for restoring nave

1 Plan, with modified plan of vestry pasted over
Insc: As above, *Plan shewing proposed reseating & labelled*

w/m: J. Whatman 1874

Pen with brown & buff washes (420×595, modification 70×130, upper portion lost)

2 *W elevation of nave*

Insc: As above & *Restoration of nave*

Pen (440×650)

3 *N & S elevation(s) of nave*

Insc: *Restoration of nave*

Pen with blue & brown washes (440×650)

1-3 Scale: $\frac{3}{16}$ in to 1ft

Insc: As above, *St John the Baptist's Church - Coventry, No.1, No.2 & No.3 respectively & Thos. Collins | (for Self & Partner)*

s: *Sir G. Gilbert Scott R.A. | 31 Spring Gardens | London* (partly lost from No.1)

4 Design for vestry

Plan, *N, E & W elevation(s) & section(s) looking E & S*
Scale: $\frac{3}{16}$ in to 1ft

Insc: As above, *St John Baptist's Church - Coventry | New vestry, No.5 & labelled*

s: *Sir G. Gilbert Scott R.A. | Spring Gardens - London*
w/m: J. Whatman 1874

Pen, brown & blue washes & pencil (440×650), upper edge cut

5 Design for pulpit

Plan & elevation

Scale: $\frac{3}{16}$ in to 1ft, $\frac{1}{8}$ FS

Insc: As above, *S: John the Baptist - Coventry | Pulpit & labelled*, with dimensions given

s: *Sir G: Gilbert Scott R.A: | Spring Gardens. London*
Pen & wash, cartridge-backed (590×430)

1-5 Prov: C. M. O. Scott, 1953 (Nos.2, 3, 5) & 1975 (Nos.1, 4)

MSS: Ledger I, p.7

Lit: *BN*, III, 1857, p.138; *Builder*, XVII, 1859, p.177; *CEAJ*, XXIII, 1860, p.63; *Church Builder*, No.1, 1862, p.23; *Builder*, XXXIII, 1875, pp.410, 849; *Building World*, I, 1877-78, p.211; *VCH: Warwick*, Vol.8, 1969, p.339

Scott reported on the church in 1857. The chancel, transepts and tower were restored 1859-61, the contractor being Ruddle & Thompson of Peterborough. Work on the nave was carried out 1875-77, and a pulpit and reredos were erected at the same time. See also Scott, John Oldrid [18].

[33] CREWE GREEN (Cheshire): Church of St Michael & All Angels

Design, c.1858

Plan

Scale: $\frac{3}{16}$ in to 1ft

Insc: As above, *New church Crewe | Cheshire, No.1*, labelled, with dimensions given & (stamp with number added in pen) *No.12418 6/6 | 1858*

s: *Geo Gilbert Scott. Architect | 20 Spring Gardens | London*

Pen with blue & buff washes on tracing paper, linen-backed (370×540), losses from each edge & holed

Prov: G. G. Scott Jnr & J. O. Scott, 1975

Lit: *Builder*, XIV, 1856, p.584; XVI, 1858, pp.729-730; *Pevsner & Hubbard, Cheshire*, 1971, p.190

The foundation stone was laid in October 1856 and the church was consecrated in October 1858. The contractor was Thomas Stringer of Sandbach.

DEBENHAM (Suffolk): Church of St Mary Magdalene

See Scott, George Gilbert Snr & Moffatt, William

Bonython [1]

[34] DONCASTER (Yorks): Church of St George

Design, c.1853; preliminary design for tower, c.1857; working drawings; design for seating, c.1857 (10):

1 Design

Plan

Scale: $\frac{1}{4}$ in to 1ft

Insc: *Doncaster Church | Design for re-building & labelled*

s: *George G. Scott | Architect | 20 Spring Gardens | London*

w/m: J. Whatman 1852

Pen with blue & buff washes (605×830), lower right corner lost

2-3 Preliminary design for tower, in 'late Geometrical to early Decorated' style

2 Elevation

Pen, cream & blue washes & pencil, cartridge-backed (620×465)

3 Elevation & section

Insc: *Verso Tower &c | of St George's Church*

w/m: J. Whatman 1857

Pen, coloured washes & pencil (770×670)

2-3 Scale: $\frac{1}{4}$ in to 1ft

Insc: As above & labelled, with dimensions given

4-9 Working drawings, showing final design for tower

4 Plan

Insc: As above, *St George's Church Doncaster, No.1 & labelled*

s: *George Gilbert Scott Archt | 20 Spring Gardens*

Pen with blue & buff washes on tracing paper, cartridge-backed (615×900)

5 *N elevation* [Fig.7]

Insc: As above & (cut) ... *rge's Church, Doncaster*

s: *G. G. Scott | 20 Spri ... (cut)*

Pen on tracing paper, cartridge-backed (645×905)

6 S elevation

Insc: (in a later hand, presumably transcribing an inscription which has been lost) As above & *St George's Church Doncaster*
Pen on tracing paper, cartridge-backed (630×895, extended at top by 205×245)

7 E elevation

Insc: As above, *St George's Church Doncaster & No.3*
Pen on tracing paper, cartridge-backed (880×625)

8 W elevation & transverse section through chancel looking E

Insc: (in a later hand, presumably transcribing an inscription which has been lost) As above & *St George's Church Doncaster*
Pen on tracing paper (460×390) & pen with blue & orange washes on tracing paper (455×500), backed with a single sheet of cartridge

9 Transverse section through nave looking E

Insc: Labelled
Pen with blue & orange washes on tracing paper, cartridge-backed (555×690)

4-9 Scale: $\frac{3}{16}$ in to 1 ft

10 Design for seating

Plan of seating

Scale: $\frac{3}{16}$ in to 1 ft

Insc: As above, *St George's Church | Doncaster & labelled, with dimensions given*
s: Geo. Gilbert Scott | Architect | 20 Spring Gardens | London
w/m: J. Whatman 1857
Pen & buff & blue washes with pencil added (590×960)

1-10 Prov: C. M. O. Scott, 1953

Lit: *Builder*, XI, 1853, pp.216-217, 267; *Ecclesiologist*, XIV, 1853, p.218; *Builder*, XII, 1854, pp.23, 128; *Ecclesiologist*, XV, 1854, p.145; *Builder*, XIV, 1856, pp.484, 640; XV, 1857, p.42; BN, III, 1857, pp.243, 337, 388, 894; G. G. Scott & E. B. Denison, *Two lectures delivered at the meeting of the York and Lincoln Architectural Societies . . .*, 1857; *Builder*, XVI, 1858, pp.319, 694-695 (interior perspective looking E illus.), 708-709; BN, IV, 1858, pp.280-281; *CEAJ*, XXI, 1858, pp.356, 395-396; *ILN*, XXXIII, 1858, pp.391 (exterior perspective from SW illus.), 392, 415 (interior perspective looking E illus.), 416; BN, V, 1859, pp.689, 693 (exterior perspective of porch illus.); T. L. Donaldson, *Handbook of specifications . . .*, n.d. [1859], pl. opp. p.175 (plan illus.) & pp.175-190 (specifications & conditions for receipt of tenders printed); *Ecclesiologist*, XXI, 1860, pp.145-148; *Builder*, XX, 1862, p.910; W. Sheardown, *The Church history of Doncaster*, Doncaster n.d. [1863], pp.16-20; Anon., *Modern churches, church furniture and decoration . . .*, 1867, pp.22-24 (exterior perspective of porch illus. p.22); Eastlake, appendix, No.124; *Recollections*, pp.170-173; Pevsner, *Yorks WR*, 1967, pp.181-182
The old church was destroyed by fire on 28 February 1853. Scott's observations arising out of his investigation of the ruins were published as 'An Outline of the recent investigations of the ruins of Doncaster church', *Ecclesiologist*, XIV, 1853, pp.221-228 (also published separately, Doncaster n.d.). Work on the foundations of the new church was commenced in November 1853. The foundation stone was laid 28 February 1854. The church was consecrated 14 October 1858. The contractor was Charles Ireson Jnr of Northampton and the clerk of works G. S. Cleverley. Stone carving was executed by John Birnie Philip and roofs and woodwork by Ruddle of Peterborough. A pulpit, executed by Athron, was erected in 1862. Scott exhibited drawings of the church at the RA 1854, No.1192, and 1855, No.1189, and a drawing of the Forman chapel at the AE 1854-55, No.99. See also [159].14, 17, 19.

[35] DORCHESTER (Oxon): Abbey church of St Peter & St Paul

Unexecuted design for reredos
Elevation, with modified elevation of 1 large niche pasted over, & alternative elevation of another on a flier [Fig.17]

Scale: $\frac{3}{4}$ in to 1 ft

Insc: *Dorchester Abbey Church | Design for reredos*
s: G. Gilbert Scott R.A. | Architect | London
Pen (660×500, modification 80×55, cut to shape of design, flier 140×65, cut to shape of design)
Prov: C. M. O. Scott, 1953
Lit: BN, IV, 1858, p.1099; VI, 1860, p.418; *Church Builder*, No.4, 1862, pp.171-172; *Builder*, XXI, 1863, p.917; *Architect*, VIII, 1872, p.359; *Builder*, XXXI, 1873, pp.33-34; Sherwood & Pevsner, *Oxon*, 1974, pp.578, 580
Scott was appointed architect to the church in succession to William Butterfield, 1858. He was responsible for restoration work carried out c.1860-62. Further work was completed in 1872.

[36] DORKING (Surrey): Pippbrook House, now council offices, London Road
Preliminary design, c.1855, & contract drawings for alterations & additions for William Henry Forman (10):

1-2 Preliminary design

1 Ground plan

2 1st floor plan

1-2 Scale: $\frac{1}{2}$ in to 1 ft

Insc: As above, *W. H. Forman Esqre | Pippbrook House | Dorking & labelled*
s: (No.1) Geo. G. Scott Architect, (No.2) Geo. Gilbert Scott. Archt | 20 Spring Gardens | London
w/m: J. Whatman Turkey Mill 1855
Pen & coloured washes (480×630)
Nos.1 & 2 omit the large 'museum' on the ground floor shown on Nos.3-10.

3-9 Contract drawings

3 Ground plan

4 1st floor plan [Fig.29]

5 N elevation

6 W elevation

7 E elevation [Fig.28]

8 Longitudinal section

9 Transverse section

3-9 Scale: $\frac{1}{2}$ in to 1 ft

Insc: As above, *Proposed alterations to Pippbrook House | for W. H. Forman Esqre Dorking No.2, No.3 & No.6 to No.10 respectively, (Nos.3, 4, 8) labelled & Fras. Ruddle*
s: Geo. Gilbert Scott. Architect | 20 Spring Gardens | London or similar
Pen & coloured washes, No.4 cartridge-backed (475×620)

10 Contract drawing for adding staircase
Plan, plan of ceiling, side & end elevation(s) & longitudinal & transverse section(s) of new staircase from museum to basement floor

Scale: $\frac{1}{2}$ in to 1 ft

Insc: As above, *W H Forman Esqre No.1 | Pippbrook House Dorking, labelled & Fras Ruddle*
s: G. G. Scott Archt | 20 Spring Gardens | London
Pen & coloured washes (510×655), upper & lower edges cut

1-10 Prov: C. M. O. Scott, 1953 (Nos.4, 7, 8) & 1975 (Nos.1-3, 5, 6, 9, 10)

Lit: *Builder*, XVI, 1858, p.326; BN, IV, 1858, p.498; *Ecclesiologist*, XIX, 1858, p.171; Eastlake, appendix, No.138

Alterations and additions were carried out c.1856-58. Drawings of the house by J. D. Wyatt were exhibited at the RA 1858, No.1057, and at the AE 1858, No.348. See also [159].20.

[37] DOVER (Kent): Church of St Mary-in-Castro, Dover Castle

Survey drawings, 1860 & c; contract drawings, design, c.1860, & working drawing for restoration (19):

1-9 Survey drawings

1 Plan of N transept & exterior & interior elevations of E wall of N transept

Scale: $\frac{1}{4}$ in to 1 ft

Insc: As above & *Plan of north transept shewing old flint rubble foundations &c &c*

2 Plan, elevations, section & FS detail of old doorway, N side of nave

3 Plan & elevations of old doorway, S side of nave

4 Plan & elevations of old doorway, W end of nave

5 Plan & elevation(s) of old window, N side of chancel

6 Plan & elevations of old window, N side of nave

Insc: As above, with notes, including one s. G. G. Scott

7 Plan, elevation & FS details of old sedilia & piscina, S side of nave

2-7 Scale: $\frac{1}{2}$ in to 1 ft

8-9 FS details of old window, N side of chancel

1-9 Insc: As above, *Old church Dover Castle & labelled, with (except Nos.1, 8, 9) dimensions given s & d: JM | CW (i.e. clerk of works) & (Nos.2, 3, 8) July 1860*

Photographs of drawings at the NMR

10-17 Contract drawings for restoration

10 Plan

Pen with blue, buff & mauve washes, cartridge-backed (475×640)

11 Longitudinal section looking S &, inset, detail section through channel course
Pen, coloured washes & blue pen (480×640)

12 Longitudinal section looking N

w/m: J. Whatman 1858

Pen & coloured washes (485×655)

13 Transverse section(s) through crossing looking E & W
w/m: J. Whatman 1858

Pen & coloured washes (655×490)

14 Transverse sections through chancel looking E, nave looking W & N transept looking N
Photograph of drawing at the NMR

15 E & W elevation(s)

w/m: J. Whatman 1858

Pen & coloured washes, cartridge-backed (655×485)

16 N elevation &, inset, rough perspective from NW
Pen, coloured washes & pencil (480×650)

17 S elevation

Pen & coloured washes (490×655)

10-17 Scale: $\frac{1}{8}$ in to 1ft; No.11 inset $\frac{1}{4}$ FS
 Insc: As above, *Old church – Dover Castle* | *Proposed restoration, No.1 to No.8* respectively & *William E Smith*, (Nos.10,11) labelled, with dimensions given
 s: G. G. Scott, *Archit* | *20 Spring Gardens* | London

18-19 Design & working drawing for restoration
 18 Exterior & interior elevation(s) of upper part of tower
 Scale: $\frac{1}{8}$ in to 1ft
 Insc: As above, *Old church – Dover Castle* & labelled, with dimensions given; verso, addressed to J Burlison Esq | *20 Spring Gardens* | London | SW, stamped & franked London | *De 14* | 60
 Pen & wash, pencil & pink & cream washes (545×660)

19 FS details of eaves gutter &, inset, perspectival elevation of door in N transept
 Scale: Inset lin to 1ft
 Insc: As above, *Old church, Dover Castle* & labelled, with dimensions given & (against inset) a note s. G G Scott
 Photograph of drawing at the NMR

1-19 Prov: C. M. O. Scott, 1953 (Nos.10-13, 15-18) & 1975 (Nos.1-9, 14, 19)
 Lit: *Ecclesiologist*, XXI, 1860, p.120; *Church Builder*, No.4, 1862, p.172; *CEAJ*, XXV, 1862, pp.315-317; G. G. Scott, 'The Church on the Castle Hill, Dover', *Archaeologia Cantiana*, V, 1863, pp.1-18; J. T. Irvine, 'Dover Castle church', *Jnl of the British Archaeological Association*, XLI, 1885, pp.284-288; H. M. & J. Taylor, *Anglo-Saxon architecture*, Cambridge 1965, pp.214-217
 Restoration was carried out 1860-62. The clerk of works was J. N. Marshall. A drawing of the church by C. R. B. King was exhibited at the AE 1861, No.251.

[38] DURHAM: Cathedral church of Christ & Blessed Mary the Virgin
 Design for rearranging fittings, c.1873; preliminary design c.1873, & contract drawings, 1874, for repaving sanctuary & choir; design for pulpit (4):
 1 Design for rearranging fittings
 Plan
 Scale: $\frac{1}{8}$ in to 1ft
 Insc: *The Cathedral – Durham –* | *Proposed re arrangement* & labelled
 s: Sir G. Gilbert Scott R.A. | *Spring Gardens – London*
 w/m: J. Whatman 1873
 Pen & coloured washes, 2 sheets pasted together (645×1710)

2-3 Preliminary design & contract drawing for repaving sanctuary & choir
 2 Plan
 Scale: $\frac{1}{2}$ in to 1ft
 Insc: *Durham Cathedral* | *Design for re-paving of the choir* & labelled
 s: G. G. Scott R.A. | *Architect*
 w/m: J. Whatman 1873
 Pen, coloured washes & pencil, 2 sheets pasted together, linen-backed (660×1735)

3 Plan, with 4 modifications pasted over
 Scale: $\frac{1}{2}$ in to 1ft
 Insc: *Durham Cathedral* | *Design for repaving the choir*, labelled, with dimensions given & *This is the drawing of the pavement* | *referred to in the contract signed* | *by us this ... day of ...* | 1874 | *Farmer & Brindley* | *Witness Geo Wood*
 w/m: (modification) J. Whatman 1874
 Pen & coloured washes on tracing paper, cartridge-backed (625×1585, backing extending a further 180mm at left), lower left corner lost; modifications pen & coloured washes (355×640, 105×275, irregular, 190×200, irregular, 185×200, irregular)

4 Design for pulpit
 Plan of pulpit & staircase, side elevation of staircase &, inset, rough details
 Scale: lin to 1ft
 Insc: As above, *Durham Cathedral* | *Revised design showing position of pulpit on the south side of choir arch* | *And consequent modification of staircase & (details)* labelled, with dimensions given
 s: G. G. Scott R. ... (lost) | *Architect*
 Pencil & coloured washes (555×760), lower right corner lost

1-4 Prov: C. M. O. Scott, 1953 (No.2) & 1975 (Nos.1, 3, 4)
 MSS: Letter from Dean Lake to Scott, d. 20 July [1875?]; MS of *Recollections*, Vol.4, p.205; Ledger I, p.40
 Lit: *CEAJ*, XXII, 1859, p.40; *Ecclesiologist*, XX, 1859, p.212; XXI, 1860, p.115; *Builder*, XXXII, 1874, p.553; *BN*, XXVI, 1874, p.685; *Builder*, XXXIV, 1876, pp.1046, 1048 (pulpit illus.), 1051; *BN*, XXXI, 1876, pp.383-384; *Builder*, XXXVI, 1878, pp.1040, 1042 (screen illus.); *Recollections*, pp.352-353; J. R. Boyle, *Comprehensive guide to the county of Durham*, n.d. [1892], p.213
 Scott restored the crossing tower in collaboration with E. R. Robson, architect to the Dean and Chapter, 1859-60. He carried out further extensive restoration work and refitting in collaboration with Robson's successor, C. Hodgson Fowler, 1874-76. New work included the choir and sanctuary pavement, the pulpit and the choir screen, all executed by Farmer & Brindley, also the altar table and the lectern. The organ case and alterations to the choir stalls were carried out to Fowler's designs. A further drawing is in the Dean & Chapter Library, Durham. See also Bonomi, Ignatius; Wilson, Henry [7].

[39] EDINBURGH: Episcopal cathedral church of St Mary, Palmerston Place
 Alternative competition designs, c.1872 (2 drawings used as contract drawings in 1874); design & working drawings (6):
 1-3 Alternative competition designs
 1 E elevation [Fig.12]
 Scale: $\frac{1}{8}$ in to 1ft
 Insc: As above & (on label) *Proposed new cathedral* | *Edinburgh* | *Design B*
 s: (on label) *Auld Lang Syne*
 Pen, cartridge-backed (1025×695)

2 Longitudinal section through 2 bays of nave looking S
 s: (on label) *Sir Gilbert Scott R.A. Archit* | *31 Spring Gardens* | *Charing Cross*
 (1155×635)

3 Longitudinal section through 2 bays of choir looking S
 s: *Sir G. Gilbert Scott R.A. Architect* | *Spring Gardens, London*
 (1160×635)

2-3 Scale: $\frac{1}{2}$ in to 1ft
 Insc: As above, (on label) *New Cathedral* | *Edinburgh, No.5 & No.6* respectively, with dimensions given & (in John Thompson's hand) *This is one of the drawings referred to in the* | *contract signed by me this ... day of ...* 1874 or similar & *Referred to in contract between the trustees of Misses* | *Walker of Coates and Mr George William Booth,* | *signed by Mr Phin on 21st and by Mr Booth on 24th April 1874* | *John Phin* | *G. W. Booth* or similar
 Pen, cartridge-backed

4 Design
 Plan
 Scale: $\frac{1}{8}$ in to 1ft
 Insc: *New Cathedral* | *Edinburgh* & labelled, with dimensions given
 Pen with blue & buff washes on tracing paper, backed with cartridge & linen (750×1000)

5-6 Working drawings
 5 Plans of central & SW towers
 Scale: $\frac{1}{8}$ in to 1ft
 Insc: As above, *St Mary's Cathedral* | *Edinburgh* & labelled
 Pen with pink & blue washes on tracing paper (760×540)

6 Details of central tower pier(s) & respond(s)
 Scale: $\frac{1}{8}$ FS
 Insc: As above, *Edinburgh Cathedral* & labelled
 Pen & red wash on tracing paper (760×1025)

1-6 Prov: C. M. O. Scott, 1953 (Nos.1-4); Thompson, 1974 (Nos.5, 6)
 MSS: Ledger I, p.47; Ledger II, pp.6-9, 21, 23
 Lit & reprd: *Architect*, VII, 1872, p.64; VIII, 1872, pp.98-99, 110-111, 197-198; *Builder*, XXX, 1872, pp.657-659; *BN*, XXIII, 1872, pp.140, 422, 466; *Architect*, IX, 1873, pp.74-75 (report submitted with designs printed & S elevation & transverse section looking W of design A illus.), 86 & pl. following (exterior perspective from SE of design A illus.), 95-99; *Builder*, XXXI, 1873, pp.97-98, 106-107 (exterior perspective from SE of design A illus.), 139-140, 165, 167 (interior perspective looking E illus.), 339; *BN*, XXIV, 1873, pp.33-34, 128-129 (N elevation of design A illus.), 154 (No.3 reprd), 163 (No.2 reprd), 165-166 (plan of design A illus.), 186 (interior perspective looking E illus.), 188-189 (exterior perspective from SE of design A illus.), 258-259; *Architect*, XI, 1874, p.311; *British Architect*, I, 1874, pp.337, 346; *Builder*, XXXII, 1874, pp.455, 1030, 1032-1033 (exterior perspective from SW illus.); *BN*, XXVI, 1874, pp.569-570; *Builder*, XXXIII, 1875, pp.50-51 (plan illus.); *BN*, XXIX, 1875, p.325; XXXV, 1878, pp.487-488; *Builder*, XXXVII, 1879, p.1149; *BN*, XXXVI, 1879, p.676; XXXVII, 1879, pp.561-562; XXXVIII, 1880, pp.396, 398 (font, throne & sedilia illus.)

A limited competition for the design of the cathedral was announced in 1872, designs being invited from Burges, Lessels, Peddie & Kinnear, Ross, Scott and Street. Scott submitted two alternative designs: A, with a single, central, tower, and B, with two E towers in addition. His design A was awarded first premium in November 1872. Almost immediately Scott was required to modify this design by lengthening the nave by one bay and by adding two W towers. Work on the foundations was begun in 1873. The foundation stone was laid 21 May 1874. The nave was opened 27 January 1879, and the cathedral was consecrated 30 October 1879. The clerk of works was Mr Morgan. The reredos was erected in 1882 and the bishop's throne in 1888. The chapter house was built 1890-91. The W towers were completed 1913-16. Scott exhibited drawings of the cathedral at the RA 1873, Nos.1119 & 1156. Further drawings are in the National Monuments Record of Scotland, Edinburgh.

See also [159].39; Scott, George Gilbert Jnr & Scott, John Oldrid [2]; Scott, Charles Marriott Oldrid [11]; Burges, William; Street, George Edmund [4].

[40] ELY (Cambs): Cathedral church of the Holy & Undivided Trinity
 Contract drawing for rearranging choir, c.1847; design for font, c.1847; design for restoring crossing tower & lantern; design for pulpit, c.1861; design & contract drawing, c.1864, for fitting out Lady chapel as a parish church; design for restoring inner portal of galilee; design for ties in W tower, c.1869 (10):

1 Contract drawing for rearranging choir
 Plan showing arrangement of stal ... (lost)
 Scale: $\frac{1}{2}$ in to 1ft
 Insc: As above, *Ely Cathedral Church, No.2*, labelled & *James Rattee* | *Cambridge*

s: Geo. Gilbert Scott | *Archit* | 20. *Spring Gardens* | London
w/m: J. Whatman 1847
Pen & wash with cream & buff washes with pencil added (625 × 950), losses from lower edge, affecting plan

2 Design for font

Perspective
Insc: *Ely Cathl*
w/m: J. Whatman 1847
Sepia pen & wash (470 × 690)

3 Design for restoring crossing tower & lantern

Exterior perspective of crossing from NW [Fig.23]
Insc: (in pencil) *Design for restoration of lantern | Ely Cathedral*

s: (in pencil) G. G. Scott | 20 *Spring Gardens*
Sepia pen, cartridge-backed (650 × 495)

4 Design for pulpit

Half plan(s) of base & of pulpit & steps & elevation
Scale: $\frac{1}{8}$ FS
Insc: As above, *Design for pulpit | Ely Cathedral* & labelled
w/m: J. Whatman 1861
Pencil, linen-backed (920 × 625)

5-6 Design & contract drawing for fitting out Lady chapel as a parish church

5 Perspective of organ case
Insc: *Design for the proposed organ | Lady Chapel - Ely*
s: Geo. Gilbert Scott R.A. | *Archit*
Sepia pen & pen (530 × 455), losses from lower edge

6 Plan of chapel

Scale: $\frac{1}{16}$ in to 1 ft
Insc: *Lady Chapel | Ely Cathedral, No.1*, labelled, with the printed label & wax seal of the ICBS & (against the seal) *July 18th 1864 & Richd Freeman*
s: G. G. Scott *Archit* | 20 *Spring Gardens* | London
w/m: J. Whatman 1863
Pen with violet & orange washes, linen-backed (465 × 640)

7 Design for restoring inner portal of galilee

Plan, outside & inside elevation(s) & transverse section
Scale: $\frac{1}{2}$ in to 1 ft
Insc: As above & labelled, with dimensions given
s: Geo. Gilbert Scott R.A. | 20 *Spring Gardens* | London
Pen, blue wash & pencil (610 × 855), losses from left & lower edges, affecting plan & outside elevation

8-10 Design for ties in W tower

8 Plans of tower at stage next above large arches G-G, stage next below ceiling F-F & intermediate stage E-E & detail plan of SE angle at stages F-F & G-G
Scale: $\frac{1}{8}$ in to 1 ft, $\frac{1}{16}$ in to 1 ft
Insc: As above, *Ely Cathedral west tower | Proposed tile rods* & labelled, with dimensions given
s: G. G. Scott R.A. | 31 *Spring Gardens* | London
w/m: J. Whatman 1869
Pen with violet, blue-grey & blue washes (530 × 660)

9 Half S elevation & half-section of stages G, F & E of tower

Scale: $\frac{1}{16}$ in to 1 ft
Insc: As above, *Ely Cathedral | Ties in west tower, This fits on to the | larger drawing (i.e. No.10)* & labelled
s: G. G. Scott R.A. | *Spring Gardens* | London
Pen & coloured washes (295 × 290)

10 Plans of tower at stages D-D, C-C, B-B & A-A & at a stage between B & A & half-elevation & half-section of stages D to A of tower

Scale: $\frac{1}{16}$ in to 1 ft
Insc: As above, *Ely Cathedral | Ties in west tower* & labelled, with dimensions given
s: G. G. Scott R.A. | *Spring Gardens* | London
Pen & coloured washes with pencil added (945 × 595), lower right corner lost

1-10 Prov: C. M. O. Scott, 1953 (Nos.3, 4) & 1975 (Nos.1, 2, 5-10)

MSS: Letter from Dean Goodwin to Scott, d.15 November 1867; letter from Dean Merivale to Scott, d. 22 July; MS of *Recollections*, Vol.4, p.33 (see Stamp, pp.68-69); Ledger I, p.74
Lit: *Ecclesiologist*, VIII, 1848, p.117; *Architect & Building Operative*, 1849, p.317; *Ecclesiologist*, IX, 1849, pp.147-150, 374-375; X, 1850, pp.16-20, 250; XI, 1850, pp.155-161; *Architectural Quarterly Review*, 1851, pp.159-162; *Builder*, IX, 1851, pp.450-451, 498; *CEAJ*, XIV, 1851, p.489; *Ecclesiologist*, XII, 1851, pp.326-332; *Builder*, X, 1852, p.726; Anon., *Handbook to the cathedral church of Ely*, Ely 1852 (& subsequent editions), *passim*; *Builder*, XI, 1853, p.605; *Ecclesiologist*, XIV, 1853, pp.1-8; *Builder*, XIV, 1856, p.688; *CEAJ*, XXII, 1859, p.114; *Ecclesiologist*, XX, 1859, pp.257, 328-330 (exterior perspective of lantern illus. pl. opp. p.328), 388-389; XXI, 1860, pp.24-28, 75-78, 212, 402; *Builder*, XIX, 1861, p.687; BN, VII, 1861, p.791; *Ecclesiologist*, XXIII, 1862, pp.19-21; *Builder*, XXI, 1863, p.445; BN, X, 1863, pp.530, 531 (exterior perspective of lantern illus.); *Ecclesiologist*, XXIV, 1863, pp.29-31, 161-162; XXV, 1864, p.34; XXVI, 1865, pp.79-86; BN, XIII, 1866, pp.144, 634; *Church Builder*, No.19, 1866, p.125; *Ecclesiologist*, XXVII, 1866, pp.71-73; *Builder*, XXV, 1867, p.295; XXVI, 1868, p.377; XXVII, 1869, p.490; *Architect*, III, 1870, p.206; *Builder*, XXVIII, 1870, pp.334, 503; BN, XIX, 1870, pp.31, 285; *Builder*, XXXII, 1874, pp.499-500; BN, XXX, 1876, p.587; *Church Builder*, No.59, 1876, p.182; BN, XXXIII, 1877, p.293; *Recollections*, pp.280-284; BN, XXXVIII, 1880, pp.32, 150; *VCH: Cambs*, Vol.4, 1953, pp.75-77; Pevsner, *Cambs*, 1970, pp.346, 347, 361, 362, 365; P. Moore, *Three restorations of Ely cathedral*, Ely 1973, pp.12-14

Scott was appointed architect to the cathedral in 1847. Previously restoration work, begun in 1843, had gone on under the eye of Professor Willis. Scott's refitting of the choir and sanctuary was begun in 1848. The choir stalls were moved into the chancel, restored and given new sub-stalls; and a new choir screen, organ case, tile pavement and reredos were executed. The choir and sanctuary were reopened in 1852; the reredos was completed c.1857. A new font was erected c.1853. The restoration of the lantern was proposed in 1859 as a memorial to Dean Peacock and was carried out 1861-66, the contractor being Richard Freeman of Ely. The external stonework of the lantern was restored 1876-79; the contractor was Thomas Wood of Ely. The Lady chapel was fitted out as the parish church of the Holy Trinity, 1864-66. The galilee was restored in 1866. A new pulpit was executed by Rattee & Kett of Cambridge, c.1866-67. The W tower was strengthened in 1870. Among further works, besides extensive repairs to the fabric, may be mentioned the new nave ceiling, begun in 1858, and the repaving of the nave, 1868-70.

Scott exhibited a drawing of the reredos at the RA 1853, No.1110, drawings of the choir and the reredos at the Exposition Universelle, Paris, 1855, Nos.1483 & 1488, and a drawing of the monument to Dr Mill at the AE 1856-57, No.158. A lithograph of the lantern by J. D. Wyatt was exhibited at the AE 1860, No.322. Further drawings are in the V & A; a MS report is in the Department of Manuscripts, British Library. See also [159].10; Scott, George Gilbert Jnr [23]; Scott, John Oldrid [21]; Willis, Robert [4].

[41] EXETER (Devon): Cathedral church of St Peter Survey drawings, 1867, & design for refitting choir & sanctuary; design & working drawings for choir & sanctuary pavement; working drawing for pavement in chapels of St Mary Magdalene & St Gabriel (19): 1-6 Survey drawings & design for refitting choir & sanctuary

1 Rough plan of choir
Scale: $\frac{1}{8}$ in to 1 ft
(355 × 250)

2 Rough elevations of choir & sanctuary from aisle(s)
Scale: $\frac{1}{16}$ in to 1 ft
(250 × 355)

3 Rough details of choir screen, sedilia &c
d: 1867
(355 × 250), lower left corner lost

1-3 Insc: As above, *Exeter* & labelled, with dimensions given & (No.3) notes
Pencil

4 Plan of choir & sanctuary

Scale: $\frac{1}{8}$ in to 1 ft
Insc: *Exeter Cathedral | Plan of proposed reseating of choir* & labelled; verso (in pencil, in G. G. Scott Snr's hand) *The big reredos at Westm | No conjunction with the horizontal | canopies &c to Queen Philippas | tomb ... | ... (illegible) | See also the canopy over door | of Islip Chapel | though not right in date & addressed to A Baker Esq | 31 Spring Gardens*
s: G. G. Scott R.A. | 31 *Spring Gardens* | London S.W.
Pen & coloured washes (515 × 820)

5 Elevations of litany desk

Insc: (on backing sheet) *Appd | AB* (Dean Boyd)
(280 × 545), card-backed (515 × 655)

6 Elevation of pulpit

(660 × 515)

5-6 Scale: $\frac{1}{8}$ FS

Insc: As above & *Exeter Cathedral*
Pen

7-18 Design & working drawings for choir & sanctuary pavement

7 Plan, with alternative plan of pavement around high altar on a former flier now pasted to sheet
Scale: $\frac{1}{2}$ in to 1 ft
Insc: *Exeter Cathedral | Design for pavement*, labelled & (in pencil) labelled, with dimensions given, including the signature JOS (John Oldrid Scott)
s: G. G. Scott R.A. | 31 *Spring Gardens* | London
Pen, coloured washes & watercolour, 2 sheets pasted together, backed with Japanese paper (745 × 1935), parts of upper & lower edges lost; flier pen, coloured washes & watercolour (560 × 275, irregular)

8 FS detail of tile pattern with arms of Bishop Gul:
Warelast

9 FS detail of tile pattern with arms of Bishop Henricus
Marshall

8-9 Insc: As above, with each bishop's motto & (No.9) dates & (on backing sheet) *Exeter Cathedral | Choir pavement | No.1 & No.2* respectively
Pencil, red, yellow-pink & white washes & pen (775 × 775, cut to shape of design), backed with cartridge & linen (815 × 815)

10 FS detail of tile pattern with arms of Bishop Joan:
Grandison

Insc: As above, with the bishop's motto & dates & *Colling Pt 2, Pl.66*
Pencil with pink & cream washes (760 × 555)

11 FS detail of tile pattern with arms of Bishop Gul:
Bruere
(635 × 640)

12 FS detail of tile pattern with arms of Bishop Bronescombe
(615 × 635)

13 FS detail of tile pattern with arms of Bishop Petri:
Quivil
(615 × 635)

14 FS detail of tile pattern with arms of Bishop *Thom. Bitton*
(660 × 625)

15 FS detail of tile pattern with arms of Bishop *Walt. Stapeldon*
(645 × 655)

16 FS detail of tile pattern with arms of Bishop *Joan: Grandisson*
(640 × 635)

17 FS detail of tile pattern with arms of Bishop *Hug: Oldham*
(635 × 630)

11-17 Insc: As above, *Exeter Cathedral* | No.3 to No.9 respectively & with each bishop's motto & (Nos.12, 14, 16) dates
Pencil, yellow-pink, red & white washes & pen

18 FS detail of tile pattern at the crossing of borders dividing the 12 panels, with arms of the bishop of Exeter, alternate pattern for corners pasted to sheet
Insc: (partly in pen) as above & *Exeter Cathedral* | *Choir pavement*
Pencil with yellow, red & white washes (1055 × 1060, alternate pattern 400 × 305), split into 2 pieces

19 Working drawing for pavement in chapels of St Mary Magdalene & St Gabriel
FS details of 5 tiles
Insc: (partly in pen) *Exeter Cathedral* | *Tiles for pavement in chapels of S. Mary Magd. & S. Gabriel*, tiles numbered 1 to 5, labelled, with dimensions given, (stamps) *Clerk of Works Office* | *Exeter Cathedral & Godwin* | *Lugwardine. Tile Works* | near | *Hereford &* (against this 2nd stamp) No.5522
s: *Sir Gilbert Scott R.A.* | *Architect*
Pencil with pink & cream washes, cartridge-backed (380 × 555)

1-19 Prov: C. M. O. Scott, 1953 (Nos.6, 19) & 1975 (Nos.4, 5, 7-18); G. G. Scott Jnr & J. O. Scott, 1975 (Nos.1-3)
MSS: Letter from Dean Boyd to Scott, d. 3 March 1876; MS of *Recollections*, Vol.3, pp.335-337, & Vol.4, pp.186-188 (see Stamp, p.69); Ledger I, p.14
Lit: *Architect*, II, 1869, p.95; *Builder*, XXVII, 1869, p.655; *Architect*, IV, 1870, p.83; *Builder*, XXVIII, 1870, p.1016; BN, XVIII, 1870, pp.466-467; XIX, 1870, p.103; *Architect*, V, 1871, pp.29-30; VI, 1871, p.245; *Builder*, XXIX, 1871, pp.324, 555, 793, 895; BN, XXI, 1871, p.374; *Architect*, VII, 1872, pp.160, 287; VIII, 1872, p.129; *Builder*, XXX, 1872, pp.122, 773; BN, XXII, 1872, p.174; XXXIII, 1872, pp.179, 192, 490; *Church Builder*, No.44, 1872, pp.293-295; *Architect*, IX, 1873, p.293; BN, XXIV, 1873, p.631; XXV, 1873, pp.662, 724; *Builder*, XXXII, 1874, pp.8, 10 (reredos illus.), 357; *Church Builder*, No.50, 1874, pl. opp. p.41 (reredos illus.) & pp.45-47; *British Architect*, IV, 1875, p.299; *Builder*, XXXIII, 1875, pp.974-975 (choir stalls illus.); XXXIV, 1876, pp.463, 465 (design for choir screen illus.), 661; BN, XXX, 1876, p.686; *Architect*, XVIII, 1877, p.205; *British Architect*, VIII, 1877, p.209; *Builder*, XXXV, 1877, pp.1083-1084; BN, XXXIII, 1877, p.394; *Church Builder*, No.65, 1878, pp.40-48; T. B. Worth, *Exeter cathedral and its restoration*, Exeter 1878; *Recollections*, pp.345-349; P. Freeman, *The Architectural history of Exeter cathedral*, 2nd edn, Exeter 1888, pp.95-106
Scott was responsible for the restoration, principally of the interior, and refitting of the cathedral. He had been consulted in the 1840s and presented reports in 1866 and 1870. Restoration was formally proposed in 1869. Work on the E parts began in 1871 and, after delay owing to controversy over the new reredos from 1873 onwards, the choir and sanctuary were reopened 29 June 1876. The nave was reopened 18 October 1877. The contractor was E. L. Luscombe & Co. of

Exeter; the clerk of works was H. R. Snellgrove. Carving, together with the altar table, reredos, sub-stalls, litany desk and Lady chapel fittings, was executed by Farmer & Brindley. Decoration was executed by Clayton & Bell. Further drawings and related MS material are in the Cathedral Library, Exeter.

[42] FAVERSHAM (Kent): Church of St Mary of Charity
Design for restoration & refitting
Plan, including hot water pipes
Scale: $\frac{1}{8}$ in to 1 ft
Insc: *St Mary's Church Faversham*, labelled, with a note & (in pencil) *Return this plan to me* | *Chas R. B. King*
s: *J. Weeks & Comp* | *Hot-water engineers &c* | *Kings Road* | *Chelsea S.W.* & (added later?) *Sir. G. Gilbert Scott: R.A.* | *Spring Gardens* | *London S.W.*
Pen & coloured washes on tracing paper (585 × 720)
Prov: G. G. Scott Jnr & J. O. Scott, 1975
Lit: *CEAJ*, XIX, 1856, pp.321, 356; *Builder*, XXV, 1867, p.754; XXX, 1872, p.513; *British Architect*, III, 1875, p.66
Scott was first consulted in 1853. During the 1850s he remodelled the C18 nave and tower and a new font was executed to his designs. A new reredos followed c.1867. Scott carried out further work 1873-75, while Ewan Christian, architect to the ECF, restored the chancel. See also [159].25.

[43] FRINDSBURY (Kent): Church
Unexecuted design, c.1855-60
Perspective from SE [Fig.9]
Insc: (in pencil) *Design for new church. Frindsbury* | *Rochester*
s: *G. G. Scott, A.R.A.* | *Architect* | *20 Spring Gardens*
Pen (360 × 405)
Prov: C. M. O. Scott, 1953

[44] GLASGOW: University, Gilmorchill
Contract drawings, 1866; working drawings; preliminary designs for great hall, c.1867-68 & c.1870; working drawing for fore-hall to great hall; designs for great hall, c.1875-76 & c.1877
1-7 Contract drawings
1 *Basement plan* & inset, *plan of mezzanine*
Insc: As above & labelled, with dimensions given
Pen & coloured washes, 2 sheets pasted together, linen-backed (695 × 1315), parts of lower edge lost

2 *1st floor plan* & inset, *plan of upper part of octagon*
Insc: As above & labelled
Pen & coloured washes, 2 sheets pasted together, cartridge-backed (655 × 1245)

3 *2nd floor plan*
Insc: As above & labelled
Pen & coloured washes, 2 sheets pasted together, linen-backed (695 × 1315)

4 *W elevation*
Pen & coloured washes, 2 sheets pasted together, linen-backed (645 × 1055)

5 Longitudinal section CD through courtyards looking S [Fig.45]
Pen & coloured washes, 2 sheets pasted together, cartridge-backed (570 × 1180)

6 Transverse section EF through hall range looking W & inset, transverse section through roof of *Hunterian Museum*
Pen & coloured washes, 2 sheets pasted together, cartridge-backed (575 × 980)

7 Transverse section IK through E courtyard looking E
Pen & coloured washes, linen backed (645 × 1060), part of upper edge lost

1-7 Scale: $\frac{1}{16}$ in to 1 ft
Insc: As above, *Glasgow University. No.1, No.3, No.4, No.8, No.9, No.11 & No.13* respectively, (in various order) *M'Elroy & Sons* | *John Morison* | *C & J Malloch* | *H. L. Anderson & C. Carlton* | *T. Barclay* | *Allen Thomson* | *James Robertson* | *James Dairon* | *Wallace & Connell* | *John Thompson & GP*
s: (omitted from No.3 & lost from Nos.5 & 6)
Geo. Gilbert Scott Arch. R.A. | *20 Spring Gardens* | *London*

8-21 Working drawings

8 Ground floor plan

Insc: Labelled
(540 × 1000), damaged

9 S elevation

Insc: As above, (in red pen) *(above this line (tower) forms the second division)*
(585 × 1050), damaged

10 N elevation

Insc: As above & labelled, with dimensions given
(485 × 1040), damaged

11 E elevation

(525 × 765), damaged

12 Longitudinal section AB through courtyards looking N
(565 × 1035), damaged

13 Transverse section GH through W courtyard looking E
(595 × 945), damaged

8-13 Scale: $\frac{1}{16}$ in to 1 ft

Pen & coloured washes on tracing paper, linen-backed
9-13 Insc: (partly lost from Nos.9, 10) As above & *Glasgow University No.V, No.6, No.7, No.10 & No.12* respectively

14 Half-elevation, half-section of clock tower & inset, quarter-plans at 2 levels
Pen, coloured washes & red crayon with inscriptions partly in pencil on tracing paper, linen-backed (3745 × 595), damaged

15 Elevation & section of 1 bay on S front at right & left of tower
Pen, coloured washes & red crayon with inscriptions partly in pencil on tracing paper, linen-backed (1010 × 620), damaged

16 Section thro' staircase on S front looking towards corridor
Pen & coloured washes with inscriptions partly in pencil on tracing paper, backed with Japanese paper (810 × 570)

17 Part-elevation, part-section of intermediate portion between octagon centre & main buildings, N front
Pencil, coloured washes & red crayon with inscriptions partly in pen on tracing paper, linen-backed (1035 × 525), damaged

18 Elevation of octagonal laboratory
Pencil, coloured washes & red crayon with inscriptions partly in pen on tracing paper, backed with Japanese paper (980 × 675), parts of upper, left & right edges lost

19 Section through octagon laboratory & inset, plan of lantern
Pencil & coloured washes with inscriptions partly in pen on tracing paper, linen-backed (1035 × 660), damaged

14-19 Scale: $\frac{1}{2}$ in to 1 ft

- 20 *Plan, section(s) & details of lantern over gateway on right hand of tower*
Scale: $\frac{1}{2}$ in to 1ft, $\frac{1}{4}$ FS
Pencil, coloured washes & pen on tracing paper, backed with Japanese paper (755×575), part of left edge lost
- 21 Part basement, part ground floor plan of NE angle of building
Scale: $\frac{1}{8}$ in to 1ft
Pen & coloured washes with inscriptions partly in pencil & red pen on tracing paper, linen-backed (650×1255), damaged
- 14-21 Insc: As above, *Glasgow University No...* (lost), No.4, No.15, No.66, No.108, No.109, No.121 & No.129 respectively & labelled, with dimensions given & (Nos.14, 17, 21) notes
- 22-25 Preliminary designs for great hall
22 First design
Basement plan
Scale: $\frac{1}{8}$ in to 1ft
Insc: As above, No.450 *Glasgow University*, labelled & 28 Mar 1868 | *Approved* | Edward S. Gordon
s: Geo. Gilbert Scott R.A. | 31 Spring Gardens | London
w/m: J. Whatman 1867
Pen & coloured washes, linen-backed (630×965)
- 23-25 Second design
23 Half 1st floor & half gallery plan
Insc: (added, c.f. Nos.27-30) No.855
Two sheets pasted together (670×995), part of lower edge lost
- 24 Part longitudinal section
Insc: As above; verso *Great hall, Revised plans*
Two sheets pasted together (995×670), part of right edge lost
- 25 Transverse section [Fig.48]
Two sheets pasted together (995×655)
- 23-25 Scale: $\frac{1}{4}$ in to 1ft
Insc: As above, *Glasgow University* & labelled
s: Geo. G. Scott R.A. *Archit* | London
w/m: J. Whatman 1870
Pen & coloured washes, linen-backed
- 26 Working drawing for fore-hall to great hall
Half longitudinal section & inset, plan of doors & elevation of door inside great hall
Scale: $\frac{1}{2}$ in to 1ft
Insc: As above, No.505 *Glasgow University* | *Fore hall to great hall* & labelled, with dimensions given
s: G G Scott *Arch* | London
Pen & coloured washes on tracing paper (985×560), damaged
- 27-33 Designs for great hall
27-32 Third design
27 Part longitudinal section [Fig.47]
w/m: J. Whatman 1876
Two sheets pasted together (995×670)
- 28 Transverse section
Two sheets pasted together (995×675), parts of left edge lost
- 29 Half 1st floor & half gallery plan
Four sheets pasted & clipped together (670×1490), parts of lower edge lost
- 30 Ground floor plan
w/m: J. Whatman 1876
Three sheets pasted & clipped together (670×1485), parts of lower edge lost

- 27-30 Scale $\frac{1}{4}$ in to 1ft
Insc: As above, No.849 to No.852 respectively, *Glasgow University Buildings* | *Great hall*, labelled & (No.29) with table of accommodation
s: Sir Gilbert Scott R.A. | *Archit* | London
Pen, coloured washes & (No.27) sepia pen, linen-backed
- 31 Exterior perspective, SE view of great hall, as proposed
(455×610)
- 32 Interior perspective, Interior view of great hall looking S [Fig.46]
w/m: J. Whatman 1875
(740×555)
- 31-32 Insc: As above & *Glasgow University Buildings*
s: Sir Gilbert Scott R.A. | *Architect* | 31, Spring Gardens | London
Pen
- 33 Fourth design
Interior perspective of gallery along 1 side of hall, apparently a flier
Pen (305×280, irregular)
- 1-33 Prov: C. M. O. Scott, 1953 (Nos.2, 5, 6, 25, 27, 32) & 1975 (Nos.1, 3, 4, 7, 22-24, 28-31, 33); Thompson, 1974 (Nos.8-21, 26)
MSS: Ledger I, p.119; Ledger II, pp.3-5
Lit & reprd: BN, XII, 1865, pp.324, 325; *Builder*, XXIV, 1866, p.32; *CEAJ*, XXX, 1867, pp.95-96; *Builder*, XXVI, 1868, p.743; *Architect*, II, 1869, p.48; *Builder*, XXVII, 1869, p.357; *Architect*, III, 1870, p.121; IV, 1870, pp.255-256, 280; *Builder*, XXVIII, 1870, pp.192, 915, 964, 966 (ground plan illus.), 967 (exterior perspective illus.); *Introductory addresses delivered at the opening of the University of Glasgow, session 1870-71*, Edinburgh & London 1870, frontispiece (exterior perspective illus.) & pp.vii-xxvi; Eastlake, appendix, No.282; BN, XXXIII, 1877, p.550; *Architect*, XX, 1878, p.225; BN, XXXV, 1878, p.408; XXXVII, 1879, pp.740, 774-775 (No.32 reprd); *Recollections*, p.272; BN, XXXVIII, 1880, pp.10, 16 (No.31 reprd, with addition of key plan); XLV, 1883, pp.208, 214-215 (interior perspective of Bute Hall illus.); W. Stewart (ed.), *University of Glasgow old and new*, Glasgow 1891, frontispiece, pp. xxxi-xxxiii & pls.19-34; A. Gomme & D. Walker, *Architecture of Glasgow*, 1968, pp.169-170, 297
In 1846 a railway company offered land for the erection of new university buildings in part-exchange for the Old College site, but this proposal had to be deferred in 1849. Under the terms of a second offer, made by another railway company in 1863 and sanctioned by an Act of 1864, the university acquired Gilmorehill and part of Donaldshill. Scott was appointed to design new buildings in September 1864. He submitted fully worked out designs in the spring of 1866. The conclusion of contracts took place in October 1866. The principal contractor was John Thompson of Peterborough. The clerk of works was Mr Bradford. Work was sufficiently advanced for the first stone to be laid 4 April 1867, but was delayed by a masons' strike during the second half of 1867. The foundation stone was laid by the Prince and Princess of Wales 8 October 1868. The first meeting in the new buildings was held 7 November 1870. The hall range was built 1878-84. The contractor was John Thompson of Peterborough, and the clerk of works Mr Morgan. Scott exhibited a drawing of Glasgow University at the RA 1869, No.977.
See also [159].46; Scott, George Gilbert Jnr & Scott, John Oldrid [3]; Scott, John Oldrid [23]; Blore, Edward.

[45] GLOUCESTER: Cathedral church of the Holy & Undivided Trinity
Working drawings for restoring stalls & throne (4):
1 Plan of sanctuary & choir
Scale: $\frac{1}{4}$ in to 1ft
Insc: *Gloucester Cathedral* | *Plan showing proposed restoration* & labelled
(565×1095)

2 Plan, elevation & section(s) of stalls & throne
Scale: $\frac{1}{8}$ FS, inset $\frac{1}{2}$ in to 1ft
Insc: As above, *Gloucester Cathedral* & labelled, with dimensions given
(1080×710)

3 Elevation of shade to choir stalls
Scale: $\frac{1}{8}$ FS
Insc: As above & *Gloucester Cathedral*
(955×365)

4 Elevation of canopy to throne
Scale: $\frac{1}{8}$ FS
Insc: As above & *Gloucester Cathedral*
(960×530)

1-4 Pencil on tracing paper
Prov: Thompson, 1974
MSS: Letter from Bishop Ellicott to Scott, postmarked 14 January 1868; letter from Dean Law to Scott, d. 15 April 1874; MS of *Recollections*, Vol.3, pp.320-325 (see Stamp, p.68)
Lit: *Ecclesiologist*, XXV, 1864, pp.77-78; XXVII, 1866, pp.99-103; *Builder*, XXV, 1867, pp.295, 454, 516; BN, XIV, 1867, p.328; *Builder*, XXVI, 1868, pp.67, 767, 919; BN, XV, 1868, p.847; *Architect*, I, 1869, p.69; II, 1869, p.195; *Builder*, XXVII, 1869, pp.494, 813; *Architect*, IV, 1870, p.28; *Builder*, XXVIII, 1870, pp.554, 703-704; BN, XIX, 1870, p.195; *Architect*, V, 1871, p.189; BN, XX, 1871, p.307; *Architect*, VIII, 1872, p.278; *Builder*, XXX, 1872, pp.122, 889; BN, XXIII, 1872, p.371; *Builder*, XXXI, 1873, pp.146-147 (reredos illus.); BN, XXIV, 1873, p.631; *Architect*, XII, 1874, p.188; BN, XXVI, 1874, p.627; *Builder*, XXXVI, 1878, p.497; *Recollections*, pp.336-339; Verey, *Glos: Vale*, 1970, pp.209, 210-211
In 1864 Scott presented a scheme of restoration jointly with Thomas Fulljames, partner of the cathedral architect F. S. Waller, who had had to retire in 1862 after an accident. Work on the nave was carried out 1864-66. In 1866 Fulljames withdrew, leaving Scott in sole charge. Scott submitted a report in 1867. Work on the S transept was carried out 1867-69, and the S porch was restored 1869-72. The choir and sanctuary were refitted 1869-73: the sedilia and choir stalls were restored, and new work included the pavement, sub-stalls and reredos. The reredos was executed by Farmer & Brindley, with sculpture by J. F. Redfern. Subsequently Waller returned to his post and Scott took on the role of consultant architect. He was responsible for the design of a new font, executed 1875-78. See also Rickman, Thomas & Hutchinson, Henry [17]; Smirke, Sir Robert [6].

GODALMING (Surrey): Church of St Peter & St Paul
See Scott, George Gilbert Snr & Nevill, Ralph

[46] GODSTONE (Surrey): Church of St Nicholas
Survey drawing; contract drawings for restoration, enlargement & refitting, 1870 (6):
1 Survey drawing
Plan
Scale: $\frac{1}{8}$ in to 1ft
Insc: As above, *Godstone Church, Surrey* & labelled
Pen & coloured washes (505×680), lower right corner lost

2-6 Contract drawings for restoration, enlargement & refitting

2 *Plan*, with alternative plan of W end on a flier
Insc: As above & (against W end) *N.B. / The western bay is an alternative / dependent on the removal or retention / of the western galleries*

w/m: J. Whatman 1869
(490 × 665, flier 310 × 150)

3 *S elevation*, flier (with alternative elevation of W end) lost
(495 × 665), part of right edge lost

4 *E & W elevation(s)*, with alternative W elevation of nave & N aisle on a flier
w/m: J. Whatman 1869
(660 × 490, flier 130 × 145), upper left & lower right corners lost

5 Longitudinal section(s) looking N & S, W bay crossed through on each
Insc: As above & (against W end) *This bay is not included / in the present contract*
(660 × 510)

6 Transverse section(s) through chancel & nave looking E
w/m: J. Whatman 1869
(495 × 665), upper right corner lost

2-6 Scale: $\frac{1}{2}$ in to 1 ft
Insc: As above, (partly lost from No.4) *Church of S. Nicholas Godstone, Surrey* or similar, (Nos.2-4) labelled, (Nos.2-4 & 6) with dimensions given & (partly on flier on Nos.2 & 4 & partly on flier lost from No.3) *This is one of the drawings referred / to in an agreement dated 18th October 1870 / William Carruthers* or similar
Pen & coloured washes

1-6 Prov: C. M. O. Scott, 1975

MSS: Ledger I, p.51

Lit: *Architect*, VII, 1872, p.17; *Builder*, XXX, 1872, p.72; BN, XXII, 1872, p.99; Nairn & Pevsner, *Surrey*, 1971, p.260

The church was reopened 22 December 1871. It seems from Ledger I that work on the tower was carried out at the expense of Sir George Macleay of Pendell Court (q.v.) c.1878.

[47] GRAHAMSTOWN (S Africa): Cathedral church of St Michael & St George
Design for alterations & additions, c.1861 (5):

1 *Plan*
Pen with blue, cream & brown washes on tracing paper, backed with cartridge & linen (445 × 735)

2 *W elevation & inset, plan(s) thro' ringing floor & thro' belfry of tower*
w/m: J. Whatman 1861
Pen & coloured washes (645 × 480)

3 *N elevation*
Pen on tracing paper, backed with cartridge & linen (450 × 740)

4 *E elevation & transverse section* through nave looking W
Pen & coloured washes (645 × 480)

5 Longitudinal section looking S
Pen on tracing paper, backed with cartridge & linen (440 × 740)

1-5 Scale: $\frac{1}{2}$ in to 1 ft
Insc: As above, *Grahamstown Cathedral / Proposed alterations & additions* (No.2 *Proposed new tower & spire*) / No.1 to No.5 respectively & (except No.4) labelled s: *George Gilbert Scott Archt* (Nos.2 & 4 G. G. Scott *Archt*) / 20 *Spring Gardens* / London
Prov: C. M. O. Scott, 1975
MSS: Ledger I, p.89

Lit: B. F. L. Clarke, *Anglican cathedrals outside the British Isles*, 1958, p.27

A new tower and spire were built to Scott's designs, 1874-79. See also Scott, John Oldrid [24]; Scott, John Oldrid & Scott, Charles Marriott Oldrid [8].

[48] GRANBOROUGH (Bucks): Church of St John the Baptist

Survey drawing & design for restoration & refitting, c.1875, used as contract drawings in 1880 (7):

1 *Plan as at present*
w/m: J. Whatman 1875
Pen & wash with brown & buff washes (445 × 635)

2 *Plan*, with modification to E part of S wall of nave pasted over
Pen & coloured washes (440 × 615, modification 95 × 145)

3 *W & E elevation(s)*, with modification to E part of S wall of nave pasted over
w/m: J. Whatman 1875
Pen with brown & pink washes (430 × 610, modification 125 × 90)

4 *N elevation*
Pen & coloured washes (440 × 625)

5 *S elevation*, with modification to E part of S wall of nave pasted over
w/m: J. Whatman 1875
Pen & coloured washes (440 × 620, modification 120 × 135)

6 Transverse section(s) through chancel & nave looking E, with modification to E part of S wall of nave pasted over
Pen & wash with brown wash (440 × 620, modification 130 × 100)

7 Longitudinal section looking S, with modification to E part of S wall of nave pasted over
w/m: J. Whatman 1875
Pen & wash with brown wash (440 × 630, modification 75 × 115)

1-7 Scale: $\frac{3}{16}$ in to 1 ft
Insc: As above, *S. John the Baptist Church. Granborough / Proposed restoration*, (Nos.2-7) No.1 to No.6 respectively, labelled & *John Marshall / Thomas Boyse*
s: *Sir G. Gilbert Scott. R.A. / Spring Gardens. London*
Prov: C. M. O. Scott, 1975
MSS: Ledger I, p.55; Ledger II, p.95
Ledger II records that a contract was concluded with Marshall & Boyse in 1880 and that work was carried out 1880-81.

[49] GRANTHAM (Lincs): Church of St Wulfram
Design, contract drawings, c.1864, & working drawing, c.1866, for roofs; design for refitting; design for restoring N porch, c.1875; working drawings for screens in choir arcades (10):

1-4 Design & contract & working drawings for roofs

1 Perspective of roof of W end of N aisle
Insc: As above, *Grantham Church. Lincolnshire* & labelled
s: *Geo. Gilbert Scott. R.A. Archt*
Sepia pen (560 × 760)

2 Transverse section at junction of nave & chancel roofs
Pen with brown & purple-grey washes (500 × 670)

3 Part longitudinal section at junction of nave & chancel roofs
w/m: J. Whatman 1864
Pen & wash with brown & red-brown washes (505 × 670)

2-3 Scale: $\frac{1}{2}$ in to 1 ft
Insc: As above, *Grantham Church. Lincolnshire, No.8 & No.10* respectively, labelled, (No.3) with dimensions given & *James E. Hall*
s: *Geo. Gilbert Scott. R.A. (No.2) Architect, (No.3) Archt*

4 Transverse & part longitudinal section(s) through nave roof & inset, details
Scale: Sections $\frac{1}{2}$ in to 1 ft
Insc: As above, *Grantham Church. Lincolnshire*, labelled, with dimensions given & *Recd January 27th / 1866*
s: *Geo. Gilbert Scott. R.A. Architect*
Pen & brown wash (510 × 680)

5 Design for refitting
Plan of new seats &c
Scale: $\frac{1}{2}$ in to 1 ft
Insc: As above, *Grantham Church. Lincolnshire, Drawing No.1* & labelled
s: *Geo. Gilbert Scott. R.A. Architect*
Pen & coloured washes, linen-backed (540 × 850)

6-8 Design for restoring N porch
6 *Plan & section looking S*
Pen & coloured washes

7 *N & W elevation(s)*
w/m: J. Whatman 1875
Pen & wash (455 × 650)

8 Section(s) looking N & E
Pen & coloured washes (455 × 650)

6-8 Scale: $\frac{1}{4}$ in to 1 ft
Insc: As above, *S. Wulfran. (sic) Grantham / North porch restoration* & labelled
s: *Sir G. Gilbert Scott R.A. / Spring Gardens. London*

9-10 Working drawings for screens in choir arcades
9 *Plan & elevation of screen in 1 bay on N side*
(750 × 550)

10 *Plan & elevation of screen in 1 bay on S side*
(755 × 550), upper left corner lost

9-10 Scale: 1 in to 1 ft
Insc: As above, (lost from No.10) *S. Wulfran (sic) - Grantham* & labelled
s: *Sir G. Gilbert Scott R.A. / Spring Gardens. London*
Pencil, cartridge-backed

1-10 Prov: C. M. O. Scott, 1953 (Nos.9, 10) & 1975 (Nos.1-8)
MSS: Ledger I, p.15
Lit: BN, XI, 1864, p.14; *Builder*, XXIII, 1865, pp.527, 613; *ASR*, VIII, 1865-66, pp.vii, lxxxvi; *Ecclesiologist*, XXVIII, 1867, p.238; *Builder*, XXVII, 1869, p.332

Scott reported on the church in 1863 and restoration was carried out to his designs 1865-69. He restored the N porch in 1876. He also commenced the refitting of the church. See also [152]; Scott, John Oldrid [25]; Scott, Giles Gilbert [43].

[50] HAFODUNOS HOUSE, nr Llangernyw (Denbighs)
Contract drawing, c.1860, & working drawings for H. R. Sandbach (3):

1 *Elevation & section thro' entrance hall & sculpture room* looking W [Fig.36]
Scale: $\frac{1}{2}$ in to 1 ft
Insc: As above, *Hafodunos House / H. R. Sandbach Esqr. / No.V*, with notes & *John Barnsley & Son*
s: *Geo Gilbert Scott R.A. / Architect / 20 Spring Gardens / London. W.*
w/m: J. Whatman 1860
Pen & coloured washes, linen-backed (640 × 1000)

2 Plan, half elevation & half section of bow window in drawing room & room over &, inset, rough details
Scale: $\frac{1}{2}$ in to 1ft
(655×510)

3 Elevations, sections & details of upper part of tower
Scale: $\frac{1}{2}$ in to 1ft, $\frac{1}{4}$ FS
(510×690)

2-3 Insc: As above, *Hafodunos House No.9 & No.25* respectively & labelled, with dimensions given & (No.3) with notes
s: G. G. Scott *Archit* | 20 Spring Gardens | London
Pen & coloured washes on tracing paper, linen-backed

1-3 Prov: C. M. O. Scott, 1953 (No.1); G. G. Scott Jnr & J. O. Scott, 1975 (Nos.2, 3)
Lit & reprd: Eastlake, appendix, No.216; M. Girouard, *The Victorian country house*, Oxford 1971, p.181; J. Hilling, *Plans & prospects: architecture in Wales, 1780-1914*, Welsh Arts Council exhibition catalogue, 1975, p.28 (No.1 reprd)
Built 1861-66. Under J. O. Scott, a conservatory was built by Messenger & Co. in 1883 (Ledger II, p.172; Ledger III, p.88).

[51] HALIFAX (Yorks): Church of All Souls, Haley Hill
Design
Plan
Scale: $\frac{3}{16}$ in to 1ft
Insc: *All Souls Church | Haley Hill | Halifax &* (in pencil) labelled
Pen, blue wash & pencil on tracing paper, linen-backed (500×715)
Prov: G. G. Scott Jnr & J. O. Scott, 1975
Lit: *Builder*, XIV, 1856, pp.243, 508; *Ecclesiologist*, XVII, 1856, pp.186-187, 304-305; *Builder*, XVII, 1859, pp.727-729 (exterior perspective from SW illus. p.729); Anon., *A Description of All Souls' church, ... Haley Hill, Halifax...*, Halifax 1859 (another edn 1860) (exterior perspective from SW illus. frontispiece); *ILN*, XXXV, 1859, pp.634 (exterior perspective from SW illus.), 649; *BN*, VI, 1860, pp.118, 127 (interior perspective looking E illus.); *Ecclesiologist*, XXI, 1860, pp.84-88 (interior perspective looking E illus. pl. opp. p.84), 145 (exterior perspective from SW illus. pl. opp.), 148-152; *Gentleman's Magazine*, n.s. VIII, 1860, p.243; *AASR*, VII, 1863-64, pp.xxvii-xxviii, 104-107; Anon., *Modern churches, church furniture and decoration...*, 1867, pp.46-48 (interior perspective looking E illus. p.46); Eastlake, appendix, No.136; *Recollections*, p.176; Pevsner, *Yorks WR*, 1967, pp.234, 627
The church was erected at the expense of Edward Akroyd. The foundation stone was laid 25 April 1856, and the church was consecrated 2 November 1859. The contractors were William Cooper of Derby and J. & W. Beanland of Bradford. The clerk of works was James M. Johnston. Stone carving was executed by John Birnie Philip, woodwork by Rattee & Kett of Cambridge and painted decoration by Clayton & Bell. Scott exhibited a drawing of the church at the RA 1856, No.1107. A lithograph of the church by J. D. Wyatt was exhibited at the AE 1860, No.340. Further drawings are in the V & A.

[52] HALIFAX (Yorks): Church of St John the Baptist
Contract drawing for restoration, 1878
Transverse & part longitudinal sections through roofs of S aisle of chancel, S aisle of nave & S chapel
Scale: $\frac{1}{2}$ in to 1ft
Insc: As above, *S: John the Baptist, Halifax. No.2 | South aisle roofs, labelled & John Thompson*
s: Sir G: Gilbert Scott R.A. | Spring Gardens, London
Pen & coloured washes (450×650)
Prov: C. M. O. Scott, 1975
MSS: Ledger I, 36; Ledger II, pp.57-59; Ledger III, p.71

Lit: *Architect*, XVIII, 1877, p.43 (part of Scott's report printed); *Builder*, XXXV, 1877, p.250; *BN*, XXXIV, 1878, p.508; XXXV, 1878, p.332; XXXVII, 1879, pp.38, 49, 441-42

Scott reported on the church in 1876. Ledger II records that a contract was concluded with John Thompson of Peterborough in May 1878. The church was reopened 7 October 1879. A new pulpit was executed by Farmer & Brindley in 1879. A reredos was executed by Thompson and Burlison & Grylls in 1886. See also [159].46; Scott, John Oldrid [26].

[53] HAMBURG (Germany): Church of St Nicholas
Preliminary design; design, c.1846; working drawings; working drawing for pulpit, c.1860; design for baptistery, c.1874 (12):

1 Preliminary design
Rough part W elevation &, inset, rough details
Scale: $\frac{1}{4}$ in to 1ft, $\frac{1}{8}$ FS
Insc: Details labelled; verso *Hamburg Cathl* (sic)
Pen & pencil, 4 sheets pasted together (1900×550), losses from each edge, affecting elevation
2-3 Design
2 E elevation

Scale: $\frac{1}{8}$ in to 1ft
Insc: As above, *S. Nicolai Kirche. - Hamburg. No.5 &* titled in German, with dimensions given
s: G. G. Scott. *Architect* | 20 Spring Gardens | London
Pen & wash with cream & blue washes, cartridge-backed (660×690)

3 Part S elevation of S transept
Scale: $\frac{1}{2}$ in to 1ft
Insc: As above, *S Nicolai Kirche Hamburg No.10 &* titled in German, with dimensions given
s: Geo Gilbert Scott *Arch* | London
w/m: J. Whatman 1846
Pen & coloured washes, 2 sheets pasted together, cartridge-backed (1795×645)

4-9 Working drawings
4 Plan
Insc: *St Nicolai Kirche. Hamburg & No.1*
s: Geo. Gilbert Scott *Architect* | Spring Gardens | London
Pen & blue wash on tracing paper, cartridge-backed (555×910)

5 N elevation, omitting upper part of tower [Fig.4]
Insc: As above, *St Nicolai - Hamburg & No.3*
s: Geo G Scott *Architect* | 20 Spring Gardens
Pen on tracing paper, cartridge-backed (630×915)

6 E elevation & transverse & longitudinal sections through 1 transept
Insc: As above, *St Nicolai Kirche. Hamburg & No.5 & No.9* respectively
s: (elevation) G. Gilbert Scott. *Arch*
Pen & wash with buff & blue washes on tracing paper, 2 sheets pasted together, cartridge-backed (505×915)

7 Plans of tower at 4 levels & W elevation, omitting upper part of tower
Insc: *St Nicolai Kirche | Hamburg | No.7 &* labelled, with dimensions given
s: G. G. Scott *Arch* | 20 Spring Gardens | London
Pen & blue wash on tracing paper, cartridge-backed (650×935)

8 Transverse section(s) through nave & choir & chapels looking E
Insc: As above & *St Nicolai Kirche - Hamburg*
s: G. Gilbert Scott. *Arch* | Spring Gardens | London
Pen & wash with buff & blue washes on tracing paper, cartridge-backed (525×925)

4-8 Scale: $\frac{1}{8}$ in to 1ft

9 Part W elevation
Scale: $\frac{1}{2}$ in to 1ft
Pen on tracing paper, 3 sheets pasted together, cartridge-backed (3005×840)

10 Working drawing for pulpit [Fig.18]
Plan & elevation
Scale: $\frac{1}{8}$ FS
Insc: *St Nicolas Church | Hamburg* (sic) | *Design for pulpit | No.1 &* labelled
s: G G Scott *Architect* | 20 Spring Gardens | London
w/m: J. Whatman 1860
Pencil, coloured washes & pen, cartridge-backed (830×620)

11-12 Design for baptistery
11 Plan & elevation [Fig.5]
Pen & coloured washes, cartridge-backed

12 Sections looking E & N
w/m: J. Whatman 1874
Pen & wash with cream & blue washes, cartridge-backed

11-12 Scale: $\frac{1}{4}$ in to 1ft approx.
Insc: *S. Nicholas Kirche, Hamburg | Die taufkapelle, No.1 & No.2* respectively & labelled in German, with (No.11) dimensions given
s: Sir G. Gilbert Scott, R.A. | London
(645×490)

1-12 Prov: C. M. O. Scott, 1953
MSS: Ledger I, p.49; Ledger II, p.125
Lit: *Builder*, III, 1845, p.257; *Ecclesiologist*, IV, 1845, pp.184, 242-243; *ILN*, VII, 1845, pp.91-92 (exterior perspective from NW of Scott & Moffatt's design illus. p.92); *Ecclesiologist*, VII, 1847, pp.206-207; XII, 1851, p.178; *Builder*, XVI, 1858, pp.438, 439 (interior perspective looking E illus.); *Architect*, VI, 1871, p.326 & pl. following (plan & interior perspective looking E illus.); *Recollections*, pp.113-129 (extracts from report submitted by Scott & Moffatt with their design printed pp.121-127), 134-146; *Abbildungen zur Geschichte und Beschreibung des St Nicolai Kirchenbaues in Hamburg*, Hamburg 1883; J. Faulwasser, *Die St Nikolai-Kirche in Hamburg*, Hamburg 1926; W. W. Begley, 'Sir Gilbert Scott and the Nikolai Kirche of Hamburg', *Builder*, CXXXII, 1927, pp.964-965, 968
The old church of St Nicholas was destroyed in the great fire of 1842. A competition for the design of a new church was announced in May 1844. Scott prepared a design after a tour in Germany in October 1844 and it was submitted before the end of the year. At first the competition committee placed Gottfried Semper's design first, with Heinrich Strack's second and Scott & Moffatt's third, but, having been prevailed upon to seek reports on the designs from Sulpiz Boisserée and E. F. Zwirner, architect to Cologne cathedral, set aside this decision after Zwirner had, in May 1845, reported strongly in favour of Scott & Moffatt's design. Finally, Scott & Moffatt were awarded first premium, Strack second and Ludwig Lange third.

Work was begun 8 October 1845 and the foundation stone was laid 24 September 1846. The church was consecrated 24 September 1863. The tower was consecrated 26 August 1874. The baptistery was built c.1878-83. The clerks of works were Henry Green Mortimer (who was killed in 1849 in a fall from the scaffold), Isiah Wood (1849-76), John Chapple and James Little. The pulpit was executed by Farmer & Brindley, 1861-63. The font also was sent out from England. The church was damaged by bombing in 1942 and 1944 and afterwards demolished, with the exception of the tower. Scott exhibited drawings of the church at the RA 1847, Nos.1244 & 1247, and at the Exposition Universelle, Paris, 1855, Nos.1484 & 1485. See also [159].7.

[54] HAMBURG (Germany): Rathaus
Competition design, c.1854

Perspective of principal front from quay; inset perspectives of back front & courtyard pasted on to sheet [Fig.27]

Pencil & watercolour, linen-backed (740×1030); insets pen & watercolour (175×235), left side of left inset lost

Prov: C. M. O. Scott, 1953

Lit: *Neues Rathaus in Hamburg. Aufforderung zur Einreichung vor Entworfen*, Hamburg 1854; *Bauher*, XIII, 1855, pp.105, 220; *Ecclesiologist*, XVI, 1855, pp.116-119; *Bauher*, XIV, 1856, pp.62, 63 (plan & exterior perspective illus.); *Recollections*, pp.134, 174; H.-J. Brandt, *Das Hamburger Rathaus*, Hamburg 1957, *passim* (lithograph after the above drawing illus. pl.71, p.148)

The above drawing is perhaps that exhibited at the RA 1855, No.1235, or that exhibited at the Exposition Universelle, Paris, 1855, No.1487. The old Rathaus was burned down in the great fire of 1842. The brief for the competition for the design of a new building was published on 4 February 1854; by 15 October 1854 forty-three designs had arrived in Hamburg. Scott's design was based on the Cloth Hall at Ypres, a model which had been suggested to him by his friend the syndic Sieveking long before the competition (Sieveking died in 1847), while Scott was still in the first stages of building the church of St Nicholas in Hamburg (see [53]). The assessors' decision was announced early in 1855: Scott was awarded first prize, Meuron of Hamburg second and Bohnstedt of St Petersburg third. However, the Senate was unable to proceed with building 'owing to the funds set apart for it being required for the improvement of the navigation of the Elbe' (*Recollections*, p.174).

When a second competition was announced in 1876 Scott prepared both a Gothic and a Renaissance design (see *Architect*, XV, 1876, p.316; XVI, 1876, p.282; *Bauher*, XXXVI, 1878, p.480; BN, XXXV, 1878, pp.342, 352-353 (perspective of Gothic design illus.), 558, 567-569 (perspective of Renaissance design illus.)). He was prevented from submitting them by the terms of the competition, which stipulated that only architects who were German or Austro-German or who had studied at German Institutes of Technology might compete, but drawings were exhibited at the RA 1878, Nos.1062 & 1067. See also [159].46.

[55] HEREFORD: Church of All Saints

Design for restoration, c.1875, used as contract drawing in 1892; design for reseating, c.1876 (2):

1 E elevation

Insc: As above, *All Saints Church: Hereford | Proposed restoration*; (added) No.2, with the stamp of the ICBS which includes *Plans | approved | 22 Apr 92 & Thos Collins*

s: *Sir G. Gilbert Scott, R.A.*, partly scratched out & altered to *John Oldrid Scott, F.S.A.*, | 35. (added) *Spring Gardens, London*

w/m: J. Whatman 1875

Pen (525×630)

2 Plan

Insc: *All Saints' Church; Hereford | Proposed re-seating, labelled & (added) No.1*

s: *Sir G. Gilbert . . .*, scratched out & altered to *John Oldrid . . .*, | 35. (added) *Spring . . .* (parts lost)

w/m: J. Whatman 1876

Pen & coloured washes (625×980), part of right edge & lower right corner lost

1-2 Scale: $\frac{3}{16}$ in to 1ft

Prov: C. M. O. Scott, 1975

MSS: Ledger I, pp.55, 95; Ledger II, p.191

A contract was concluded with Thomas Collins of Tewkesbury in 1892, and work was carried out by Collins 1892-94 (nave and N aisle) and 1902-03 (chancel and S aisle). See also Scott, John Oldrid [30].

[56] HIGHAM (Suffolk): Church of St Stephen

Working drawing for font cover

FS details

Insc: *Higham Church, Suffolk | Design for font cover & labelled, with dimensions given & a note*

s: *Geo: G. Scott | Architect | 20 Spring Gardens | London & Drawn out by J. D. Wyatt*

Pencil, buff & blue-grey washes & pen (530×655)

Prov: G. G. Scott Jnr & J. O. Scott, 1975

Lit: *CEAJ*, XXI, 1858, p.349; XXIV, 1861, p.232; XXVI, 1863, p.187 & pl. opp. (plan & perspectives illus.); Pevsner, *Suffolk*, 1974, p.272

The church was designed by Scott. The foundation stone was laid in 1858, and the church was consecrated 27 June 1861. The joint contractors were Holland of Gazeley and Rattee & Kett of Cambridge. The pulpit and font were executed by Farmer and the reredos by Field. A lithograph of the church by J. D. Wyatt was exhibited at the AE 1864, No.203.

[57] HIGHCLERE (Hants): Church of St Michael & All Angels

Survey drawing during rebuilding, 1870

Plan of sleeper walls as built

Scale: $\frac{1}{4}$ in to 1ft

Insc: As above, *Highclere Church & labelled (including Lord Carnarvon wishes | no seats here at A (NW corner) | & the floor to be tiled)*, with dimensions given

s & d: *Highclere | March 16th 1870 | W Blackie*

Pen on linen (390×735 approx.)

Prov: G. G. Scott Jnr & J. O. Scott, 1975

Lit: *Bauher*, XXVII, 1869, p.632; *Architect*, IV, 1870, p.265; *Bauher*, XXVIII, 1870, pp.251, 892, 1014; BN, XIX, 1870, pp.338-339, 418; Pevsner & Lloyd, *Hants*, 1967, p.288

The foundation stone was laid in July 1869 and the church was consecrated in November 1870. The contractor was Jackson & Shaw, and the clerk of works W. Blackie. Carving was executed by Farmer & Brindley, and decoration by Ravenor Brothers.

[58] HILLESDEN (Bucks): Church of All Saints

Working drawing for completing fan vault in N porch

Plan, half-section & details of ribs

Scale: 1in to 1ft, FS

Insc: As above, *All Saints Church - Hillesden | Porch groining & labelled, with notes*

s: *Sir G. Gilbert Scott R.A. | Spring Gardens London*

Pencil, cream & blue-grey washes & red pen

(495×360)

Prov: C. M. O. Scott, 1953

Lit: *Sir G. G. Scott, Proposed restoration of All Saints' church, Hillesden, Bucks.*, 1873 (also printed *Records of Buckinghamshire*, IV, 1877, pp.309-318); BN, XXIX, 1875, p.23; *Records of Buckinghamshire*, IV, 1877, pp.318-325

Scott reported on the church in March 1873 and it was reopened after restoration 16 June 1875. The contractor was H. R. Franklin of Deddington. The ancient stained glass was restored and new glass was inserted in the S window of the S transept by Burlison & Grylls. Scott 'ordered the four pinnacles of the porch to be carved at his own cost' and gave his 'services and designs gratuitously, and presented the fine ceiling of the porch' (*Records of Buckinghamshire*, IV, 1877, p.318). See also [153].

[59] HORWOOD, GREAT (Bucks): Church of St James
Survey drawing & contract drawings for restoration & refitting, c.1872 (7):

1 Plan showing present arrangement

Insc: As above, *St James' Church - | Great Horwood - Bucks & labelled*

Pen & wash with buff & olive washes (480×645)

2 Plan

Insc: As above & labelled, with dimensions given

Pen, buff, blue & brown washes & pencil (480×645)

3 W & E elevation(s)

w/m: J. Whatman 1872

Pen & wash with brown wash (645×480)

4 S elevation

w/m: J. Whatman 1872

Pen & wash with red & brown washes (480×645)

5 N elevation

Pen & wash with red & brown washes (480×645)

6 Transverse section(s) through chancel & nave looking E

w/m: J. Whatman 1872

Pen with brown & blue washes (645×480)

7 Longitudinal section looking S

Pen with brown & blue washes (480×645)

2-7 Insc: As above, *St James' Church - | Great Horwood - Bucks - No.1 to No.6* respectively, with the stamp & (No.2) printed label of the ICBS &, added to stamp, *Decr 17th 1872 & John Jones Fast*

1-7 Scale: $\frac{3}{16}$ in to 1ft

s: *Sir. G. Gilbert. Scott, R.A. | London*

Prov: C. M. O. Scott, 1975

Lit: *British Architect*, I, 1874, p.412

The church was reopened after restoration and refitting 10 June 1874.

[60] HULL (Yorks): Church of the Most Holy & Undivided Trinity

Contract drawings for restoring nave, 1861 & 1868; for rearranging fittings & restoring chancel & transepts, 1869; for sanctuary & choir fittings, 1876 & 1877 (9):

1-3 Contract drawings for restoring nave

1 W elevation

Pen & wash with buff & blue washes (475×595)

2 S elevation

w/m: J. Whatman 1860

Pen & wash with buff & blue washes (575×790)

3 Plan, fittings roughly added

Insc: As above & labelled, with dimensions given

w/m: J. Whatman 1859

Pen & wash with pencil added (635×870)

1-3 Scale: $\frac{3}{16}$ in to 1ft

Insc: As above, *Holy Trinity Church - Hull | Proposed restoration & No.1 to No.3* respectively; verso *This is one of the drawings referred to in a certain agreement bearing even date herewith | for works contracted to be done by us at the Church of the Holy Trinity, Hull. | Dated this eighth day of April one thousand eight hundred and sixty one | John Simpson | William Malone & This is the drawing number 1, 2, 3 respectively mentioned and referred to in a certain agreement | bearing even date herewith made between George Christopher Roberts Mayor of Hull and others of the one part | and us the undersigned of the other part | Dated this first day of April one thousand eight hundred and sixty eight | John Simpson | William Malone s: G. G. Scott, Archt | 20 Spring Gardens | London*

4-7 Contract drawings for rearranging fittings & restoring chancel & transepts

4 Plan showing re-arrangement of fittings

Insc: As above & labelled, with a note

Pen & coloured washes, 2 sheets pasted together, linen-backed (600×1170)

5 S elevation of S transept & chancel

Pen with brown & blue-grey washes, cartridge-backed (605×900), lower right corner lost

6 E elevation

Pen with brown & blue-grey washes, cartridge-backed (580×780), upper left corner lost & right edge cut

7 N elevation of chancel & N transept

Pen & brown wash, cartridge-backed (580×820), losses from lower edge

4-7 Scale: $\frac{1}{2}$ in to 1 ft

Insc: As above, *Holy Trinity Church - Hull* (partly lost from No.6), No.1, No.3, No.4 & No.5a respectively & *This drawing number 1, 3, 4, 5a respectively is one of the drawings mentioned and referred to in a certain agreement bearing even date herewith and made between the Holy Trinity Church Restoration Committee of the one part and us the undersigned of the other part. Dated this 17th day of May one thousand eight hundred and sixty nine* | Witness | Ernest Bromby | John Simpson | William Malone
s: Geo. Gilbert Scott R.A. | *Spring Gardens* | London (partly lost from Nos.5-7)

8-9 Contract drawings for sanctuary & choir fittings

8 Elevation of reredos

w/m: J. Whatman 1875

Pen & wash (430×625)

9 Elevation of parclose screens

Pen & wash, cartridge-backed (425×625)

8-9 Scale: $\frac{3}{4}$ in to 1 ft

Insc: As above, *Holy Trinity Church, Hull*, labelled, with dimensions given, *This is one of the drawings referred to in the contract for the first division of the choir fittings dated November 10th 1876* | Witness | Thos S. Nicholson | John Simpson | William Malone & (No.9) *This is one of the drawings referred to in the contract for the second division of the choir fittings - dated June 7, 1877* | Witness Chas R. B. King | John Thompson
s: Sir G. Gilbert Scott R.A. | *Spring Gardens*. London

1-9 Prov: C. M. O. Scott, 1953 (Nos.5-9) & 1975 (Nos.1-4)

MSS: Ledger I, p.76

Lit: *Builder*, XVII, 1859, p.863; *CEAJ*, XXIII, 1860, p.350; *AAJR*, VI, 1861-62, p.cxiv; *BN*, XV, 1868, pp.117, 216; *British Architect*, IX, 1878, p.258; *BN*, XXXIV, 1878, p.560; *VCH: Yorks ER*, Vol.1, 1969, p.292

Scott reported on the church in 1859 and was responsible for work carried out intermittently between 1861 and 1878. The clerk of works was William Sissons. The choir was reopened in May 1878. However, the reredos &c were not begun until 1884. See also Scott, John Oldrid [32].

[61] JARROW (Durham): Church of St Paul

Contract drawings for nave &c, c.1865 (2):

1 Plan

Pen & coloured washes, cartridge-backed (520×720)

2 Transverse section through nave & aisle looking E

Pen & coloured washes (495×660)

1-2 Scale: $\frac{3}{16}$ in to 1 ft

Insc: As above, *S. Paul's, Jarrow, Durham. No.1 & No.5* respectively, labelled, with the wax seal & (No.1) printed label of the ICBS &, against seal, *21 March 1865 & Henry Hudspeth* | W P Philp Witness
s: G. G. Scott, Architect | *20 Spring Gardens* | London
Prov: C. M. O. Scott, 1953

Lit: *Builder*, X, 1852, p.563; *Ecclesiologist*, XIII, 1852, p.335; J. Raine (ed.), *The Inventories and account rolls of the Benedictine houses or cells of Jarrow and Monkwearmouth* . . . (Surtees Society publications, Vol. 29, for 1854), pp. xxviii-xxx (Scott's report of 1852 printed); *Builder*, XXII, 1864, p.726; G. G. Scott, *Church of the Venerable Bede. Report . . . restoration of Jarrow church*, 1864; *Builder*, XXIII, 1865, p.509; XXIV, 1866, pp.125, 749; *BN*, XIII, 1866, p.617; *Church Builder*, No.25, 1868, p.40; *Hand-book to the church and monastery of St Paul, Jarrow* . . . Felling 1887, pp.31-32 (Scott's report of 1852 printed)

Scott reported on the church in May 1852 and in 1864. He restored the chancel and tower 1864-65, built a new nave and aisle 1865-66, and refitted the church, which was reopened 11 September 1866.

[62] KELHAM HALL (Notts)

Design for new house; contract drawing for new house; working drawings for new house, fittings & works outside house (1 drawing also a contract drawing), c.1859-66 or after; working drawings for garden alcove; design for pavilion in grounds; all for John Henry Manners Sutton (372):

1 Design for new house

Perspective from NW

Insc: (in pencil) *Kelham Hall & N.W. view*

s: (in pencil) Geo. Gilbert Scott Archt | London

Sepia pen (485×700), part of lower edge lost

2 Contract drawing for new house

Rough section through staircase entrance hall looking S

Scale: $\frac{3}{16}$ in to 1 ft

Insc: (partly in pen) As above, *Kelham Hall* | No.10, labelled, with dimensions given & *Willm Cubitt & Co*
Pencil (660×770), part of lower edge lost

3-369 Working drawings for new house, fittings & works outside house (No.4 also a contract drawing)

3-53 Working drawings for house generally (No.4 also a contract drawing), numbered between 1 & 57 (except No.5)

3 Plan of ground floor

Scale: $\frac{3}{16}$ in to 1 ft

Insc: As above, *Kelham Hall* | J. H. Manners Sutton

Esqre | No.1 & labelled, with dimensions given

s: Geo. Gilbert Scott | Architect | *20 Spring Gardens* | London

Pen & wash, green & orange washes & pencil on tracing paper, backed with cartridge & linen (740×1265), parts of each edge lost & holed

4 Plan of first floor &, inset, plan of turret to NW tower at a different level

Scale: $\frac{3}{16}$ in to 1 ft

Insc: As above, *Kelham Hall* | No.2. J. H. Manners

Sutton Esqre, (partly in pencil) labelled, with dimensions

given & a note & *Fras Ruddle* | April 23rd 1860

s: Geo. Gilbert Scott | Archt | *20 Spring Gardens* | London

Pen & red wash on tracing paper, linen-backed (560×840)

5 Plan of roof of carriage court & 1st floor of part of service wing

Scale: $\frac{3}{16}$ in to 1 ft

Pen & coloured washes on tracing paper, linen-backed (725×370)

6 Plan of second floor &, inset, 3rd floor plan of NW tower

Scale: $\frac{3}{16}$ in to 1 ft

Insc: As above, *Kelham Hall* | J. H. Manners Sutton

Esqre | No.11 & (partly in pencil) labelled, with dimensions given & a note

Pen & wash with red pen & wash on tracing paper,

backed with cartridge & linen (655×1010)

7 Plan of roofs

Scale: $\frac{3}{16}$ in to 1 ft

Insc: As above, *Kelham Hall* | J. H. Manners Sutton

Esqre | No.4 & labelled, with notes

Pen, red pen & coloured washes on tracing paper, linen-backed (635×945)

8 Transverse section on line through chapel & dining-room looking N & transverse section on line through music hall & billiard room looking S

Scale: $\frac{3}{16}$ in to 1 ft

Insc: As above, *Kelham* (sic) *Hall* | J. H. Manners

Sutton Esqre | No.5 & labelled, with dimensions given

s: G. G. Scott | Archt | *20 Spring Gard* . . . (lost) |

London

Pen on tracing paper, backed with cartridge & linen (635×965)

9 W elevation

Scale: $\frac{3}{16}$ in to 1 ft

Insc: As above & *Kelham Hall* | J. H. Manners Sutton

Esqre | No.VI, with points reached by February 28th,

March 5th, March 12 & March 19 & lines reached by

September 28 indicated

Pen & coloured washes on tracing paper, linen-backed (735×1240), parts of each edge lost & holed

10 E elevation

Scale: $\frac{3}{16}$ in to 1 ft

Insc: . . . (lost) | J. H. Manners Sutton *Esqre*, with point

reached by 19 March & lines reached by September 28

indicated

Pen & coloured washes on tracing paper, linen-backed (655×970), parts of each edge lost & holed

11 Longitudinal section on line through drawing-room, music hall & dining-room looking W

Scale: $\frac{3}{16}$ in to 1 ft

Insc: As above & *Kelham Hall* | J. H. Manners Sutton

Esqre | No.8

Pen & coloured washes on tracing paper, linen-backed (680×890), parts of each edge lost & holed

12 N & S elevation(s)

Scale: $\frac{3}{16}$ in to 1 ft

Insc: As above, *Kelham Hall* | J. H. Manners Sutton

Esq. | No.9 & labelled, with dimensions given

s: G. G. Scott | Architect | *20 Spring Gardens* | London

Pen & coloured washes on tracing paper, backed with cartridge & linen (605×1240)

13 Rough section through staircase entrance hall looking S

Scale: $\frac{3}{16}$ in to 1 ft

Insc: As above, *Kelham Hall* | No.10 & labelled, with

dimensions given

Pen & orange pen on tracing paper, backed with

cartridge & linen (425×615)

14 Plan of music room & ante room

Scale: $\frac{1}{2}$ in to 1 ft

Insc: As above, *Kelham Hall* - J. H. Manners Sutton

Esqre, No.XI & labelled, with dimensions given

s: G. G. Scott, Architect | *20 Spring Gardens* | London

Pen & pink wash on tracing paper, backed with cartridge & linen (670×1000)

15 *Plan(s) of ground-floor bedroom, chapel & billiard room & of part of W wall on 1st floor*
Scale: $\frac{1}{2}$ in to 1ft
Insc: As above, *No.12* & labelled, with dimensions given
Pen on tracing paper, backed with cartridge & linen (650×1300)

16 *Plan of S staircase hall & library*
Scale: $\frac{1}{2}$ in to 1ft
Insc: As above, *Kelham Hall* | *J. H. Manners Sutton Esqre* | *No.14* & labelled, with dimensions given
s: *Geo. Gilbert Scott, Archt* | *20 Spring Gardens* | *London*
Pen & pink wash on tracing paper, backed with cartridge & linen (965×670), parts of right edge lost

17 *Plan of dining room*
Scale: $\frac{1}{2}$ in to 1ft
Insc: As above, *Kelham Hall* | *J. H. Manners Sutton Esqre* | *No.XV* & labelled, with dimensions given & a note
s: *Geo. Gilbert Scott* | *Architect* | *20 Spring Gardens* | *London*
Pen & pink wash on tracing paper, backed with cartridge & linen (665×970), upper left corner lost

18 *Elevation of 2 bays on W side*
Scale: $\frac{3}{8}$ in to 1ft
Insc: As above, *Kelham Hall near Newark* | *No.XVI* & labelled, with dimensions given
Pen & wash with pink & cream washes on tracing paper, backed with cartridge & linen (735×475)

19 *Elevation of dormer, section through part of roof & plan & elevation of chimney stack*
Scale: $\frac{1}{2}$ in to 1ft
Insc: As above, *Kelham Hall near Newark, No.17* & labelled, with dimensions given & a note
Pen & coloured washes on tracing paper, backed with cartridge & linen (615×960)

20 *Sections through roof over NW tower*
Scale: $\frac{1}{2}$ in to 1ft
Insc: As above, *Kelham Hall, No.XVIII* & labelled, with dimensions given
Pen on tracing paper, backed with cartridge & linen (485×740)

21 *Section through roofs over S staircase hall & library & inset, detail of molded plate*
Scale: $\frac{1}{2}$ in to 1ft, FS
Insc: As above, *Kelham Hall, No.XIX* & labelled, with dimensions given & a note
Pen on tracing paper, backed with cartridge & linen (460×715)

22 *Plan(s), elevation & section of top of clock tower*
Scale: $\frac{1}{2}$ in to 1ft
Insc: As above, *Kelham Hall, No.20* & labelled, with dimensions given
Pen on tracing paper, backed with cartridge & linen (625×475)

23 *Elevations & section of windows to dining-room on E front*
Scale: 1in to 1ft
Insc: *Kelham Hall, No.XXI* & labelled
Pen & coloured washes on tracing paper, backed with cartridge & linen (655×935)

24 *Details of windows to dining-room on E front*
Scale: $\frac{1}{2}$ FS
Insc: As above, *Kelham Hall, No.22* & labelled, with dimensions given
Pen & coloured washes on tracing paper, backed with cartridge & linen (635×995)

25 *Plan & elevation(s) of windows to billiard room on W front*
Scale: $\frac{1}{2}$ in to 1ft
Insc: As above, *Kelham Hall, No.23* & labelled, with dimensions given
Pen with pink, cream & blue washes on tracing paper, backed with cartridge & linen (430×670)

26 *Plans, elevations & sections of window(s) to library on S elevation*
Scale: $\frac{1}{2}$ in to 1ft
Insc: As above, *Kelham Hall & No.25*
Pen & coloured washes on tracing paper, backed with cartridge & linen (495×715), lower right corner & part of upper edge lost

27 *Plan, elevations & details of upper windows to principal (S) staircase on W front*
Scale: $\frac{1}{2}$ in to 1ft, $\frac{1}{4}$ FS
Insc: As above, *Kelham Hall, No.26* & labelled
Pen & coloured washes on tracing paper, backed with cartridge & linen (485×680)

28 *Elevations & details of 2 light 1st & 2nd floor windows on S front*
Scale: $\frac{1}{2}$ in to 1ft, $\frac{1}{8}$ FS
Insc: As above, *Kelham Hall, No.27* & labelled
s: *G. G. Scott* | *Architect* | *20 Spring Gardens* | *London*
Pen & coloured washes on tracing paper, backed with cartridge & linen (495×670)

29 *Detail(s) of jambs to windows on W elevation*
Scale: $\frac{1}{4}$ FS
Insc: As above, *Kelham Hall, No.29* & labelled
s: *G. G. Scott* ... | *20 Spring Ga* ... | *London* (parts lost)
Pen with blue & red washes on tracing paper, backed with cartridge & linen (485×685)

30 *Plan, elevations & details of lower window(s) to principal (S) staircase on W front*
Scale: $\frac{1}{2}$ in to 1ft, $\frac{1}{4}$ FS
Insc: As above, *Kelham Hall, No.31* & labelled
Pen & coloured washes on tracing paper, backed with cartridge & linen (470×675)

31 *Plan, elevations & details of chapel windows on W front*
Scale: $\frac{1}{2}$ in to 1ft, $\frac{1}{4}$ FS
Insc: As above, *Kelham Hall, No.32* & labelled
s: *Geo. G. Scott* | *Archt* | *20 Spring Gardens* | *London*
Pen & coloured washes on tracing paper, backed with cartridge & linen (475×665)

32 *Elevation(s) of 3 light 1st floor windows on W elevation*
Scale: 1in to 1ft
Insc: As above, *Kelham Hall, No.33* & labelled, with dimensions given
s: *G. G. Scott* | *20 Spri* ... | *Lon* ... (parts lost)
Pen with pink, cream & blue washes on tracing paper, backed with cartridge & linen (510×675)

33 *Plan & elevation of 3-light window to business room on W elevation*
Scale: $\frac{1}{2}$ in to 1ft
Insc: As above, *Kelham Hall & No.34*
Pen & coloured washes on tracing paper, backed with cartridge & linen (490×365)

34 *Plan, elevation(s) & details of window(s) to music room on E front*
Scale: $\frac{1}{2}$ in to 1ft, $\frac{1}{4}$ FS
Insc: As above, *Kelham Hall, No.35* & labelled
s: *G. G. Scott, Archt* | *20 Spring Gardens* | *London*
Pen & coloured washes on tracing paper, backed with cartridge & linen (495×665), holed

35 *Elevation(s), section & details of arcading outside dining-room on E elevation*
Scale: $\frac{1}{2}$ in to 1ft, $\frac{1}{4}$ FS
Insc: As above, *Kelham Hall, No.36* & labelled, with dimensions given
s: *G. G. Scott Archt* | *20 Spring Gardens* | *London*
Pen & coloured washes on tracing paper, backed with cartridge & linen (530×945)

36 *Elevation(s) & details of window to ante room on E front*
Scale: $\frac{1}{2}$ in to 1ft, $\frac{1}{4}$ FS
Insc: As above, *Kelham Hall, No.37* & labelled
s: *G. G. Scott* | *Archt* | *20 Spring Gardens* | *London*
Pen & coloured washes on tracing paper, backed with cartridge & linen (495×750)

37 *Elevations of head of 1st-floor windows over dining room on E front & details of coping to dormers & coping to main gable*
Scale: 1in to 1ft, $\frac{1}{2}$ FS
Insc: As above, *Kelham Hall, No.39* & labelled
s: *G. G. Scott, Archt* | *20 Spring Gardens* | *London*
Pen & coloured washes on tracing paper, backed with cartridge & linen (465×635)

38 *Plan(s), elevations & details of windows to drawing room & 1st floor rooms over on E elevation*
Scale: $\frac{1}{2}$ in to 1ft, $\frac{1}{4}$ FS
Insc: As above, *Kelham Hall, No.40* & labelled
s: *G. G. Scott Archt* | *20 Spring Gardens* | *London*
Pen & coloured washes on tracing paper, backed with cartridge & linen (495×660)

39 *Detail(s) of parapet to main building & tower*
Scale: $\frac{1}{4}$ FS
Insc: As above, *Kelham Hall, No.41* & labelled
s: *G. G. Scott Archt* | *20 Spring Gardens* | *London*
Pen with cream, pink & blue washes on tracing paper, backed with cartridge & linen (510×650)

40 *Elevation & details of chimney shafts from music room*
Scale: $\frac{1}{2}$ in to 1ft, $\frac{1}{2}$ FS
Insc: As above, *Kelham Hall, No.42* & labelled
s: *G. G. Scott, Archt* | *20 Spring Gardens* | *London*
Pen with cream, pink & grey-blue washes on tracing paper, backed with cartridge & linen (500×685), part of left edge lost & holed

41 *Details of 2nd & 3rd floor windows in SE tower*
Scale: $\frac{1}{4}$ FS
Insc: As above, *Kelham Hall, No.43* & labelled
Pen & coloured washes on tracing paper, backed with cartridge & linen (470×665)

42 *Elevation(s) of bay windows at S end of W front*
Scale: $\frac{1}{2}$ in to 1ft
Insc: As above, *Kelham Hall, No.44* & labelled
Pen & coloured washes on tracing paper, backed with cartridge & linen (630×430)

43 *Detail of bay window to library on W front*
Scale: $\frac{1}{8}$ FS
Insc: As above, *Kelham Hall, No.45* & labelled
s: *G. G. Scott Archt* | *20 Spring Gardens* | *London*
Pen with cream, blue & red washes on tracing paper, backed with cartridge & linen (485×660), part of upper edge lost

44 *Plan & elevation(s) of bay window to ground floor bedroom on W front*
Scale: $\frac{1}{2}$ in to 1ft
Insc: As above, *Kelham Hall, No.46* & labelled
s: *G. G. Scott, Architect* | *London*
Pen on tracing paper, backed with cartridge & linen (650×490)

- 45 *Plan, elevation(s), section & details of 1st floor bay window on S front*
Scale: $\frac{1}{2}$ in to 1ft, $\frac{1}{8}$ FS, $\frac{1}{4}$ FS
Insc: As above, *Kelham Hall, No.47* & labelled, with dimensions given
Pen & coloured washes on tracing paper, backed with cartridge & linen (735×580), lower left corner & parts of upper & left edges lost & holed
- 46 *Detail(s) of corbel to 1st floor bay window on S front*
Scale: $\frac{1}{8}$ FS
Insc: As above, *Kelham Hall, No.48* & labelled
s: *G. G. Scott Archt | 20 Spring Gardens | London*
Pen with blue, buff & pink washes on tracing paper, backed with cartridge & linen (475×665), lower right corner lost
- 47 *Elevation & detail(s) of staircase window on N front*
Scale: $\frac{1}{2}$ in to 1ft, $\frac{1}{4}$ FS
Insc: As above, *Kelham Hall, No.50* & labelled, with dimensions given
s: *G. G. Scott Archt ... | 20 Spring Gar ... | London* (parts lost)
Pen & coloured washes on tracing paper, backed with cartridge & linen (495×680)
- 48 *Elevation(s) & section of principal entrance on N front*
Scale: $\frac{1}{2}$ in to 1ft
Insc: As above, *Kelb ... (lost) Hall, No.51* & labelled, with dimensions given & notes
s: *Geo. Gilbert Scott | Architect | 20 Spring Gardens | London*
Pen & wash with cream & brown washes on tracing paper, backed with cartridge & linen (495×735), lower left corner & parts of upper & lower edges lost
- 49 *Elevation, transverse section & details of arcading in music room, elevation looking from principal (S) staircase into music room & elevation of 1st-floor window on N side of staircase*
Scale: $\frac{1}{2}$ in to 1ft, $\frac{1}{8}$ FS
Insc: As above, *Kelham Hall, No.53* & labelled, with dimensions given & notes
s: *G. G. Scott Archt | 20 Spring Gardens | London*
Pen & coloured washes on tracing paper, backed with cartridge & linen (645×995), lower right corner & parts of lower edge lost
- 50 *Plan, elevation, section & details of arch to bay window in dining-room*
Scale: $\frac{1}{2}$ in to 1ft, $\frac{1}{2}$ FS
Insc: As above, *Kelham Hall, No.54* & labelled, with dimensions given & notes
s: *G. G. Scott Archt | 20 Spring Gardens | London*
Pen & coloured washes on tracing paper, backed with cartridge & linen (495×660)
- 51 *Plan, elevation, section & details of part of carriage court*
Scale: $\frac{1}{2}$ in to 1ft, $\frac{1}{4}$ FS
Insc: As above, *Kelham Hall, No.55* & labelled, with dimensions given & a note
Pen & pink wash on tracing paper, backed with cartridge & linen (530×665)
- 52 *Details of principal entrance doorway on N front & of windows in S side of cloister (carriage court) lighting passages of main building*
Scale: $\frac{1}{4}$ FS
Insc: As above, *Kelham Hall | No.56* & labelled, with a note
s: *Geo. Gilbert Scott | Architect | 20 Spring Gardens | London*
Pen with blue & pink washes on tracing paper, backed with cartridge & linen (545×635)
- 53 *Rough detail(s) of fire-proof floor(s)*
Insc: As above, *Kelham Hall, No.57* & labelled, with dimensions given & a note
Pen on tracing paper, backed with cartridge & linen (670×520)
- 54-166 Working drawings for foundations & ground floor of house, numbered between 58 & 187 (except Nos.54-56)
- 54 *Section(s) through foundations to external walls & foundations under arcade to entrance cloister (carriage court) & inset, rough section through foundations*
Scale: 1in to 1ft
Insc: As above, *Kelham Hall, Newark. - | J. H. Manners Sutton Esq. & labelled, with dimensions given*
s: *Geo. Gilbert Scott. A.R.A. | 20. Spring Gardens | London*
Pen (535×660)
- 55 *FS detail of plinth & inset, rough details*
Insc: (partly in pen) As above, *Kelham Hall* & labelled, with dimensions given
s: (in pen) *G. G. Scott | Architect | 20 Spring Gardens*
Pencil with pink & buff washes (1285×535), split into 2 pieces
- 56 *Plan of foundations to music hall, showing pier(s), beam(s) & c below floor*
Scale: $\frac{1}{2}$ in to 1ft
Insc: (partly in pen) As above & labelled, with dimensions given
w/m: J. Whatman 1859
Sepia pen, pencil & brown & pink washes (560×685), upper right corner lost
- 57 *Elevation(s) of windows to drawing room on E elevation*
Scale: $\frac{1}{2}$ in to 1ft
Insc: (in pencil) As above, *Kelham Hall, Detail No.1 or 58th drawing* & labelled, with dimensions given
s: (in pencil) *G. G. Scott Archt. | 20 Spring Gardens | London*
Pen & coloured washes (530×655), upper left corner lost
- 58 *Details of windows to drawing room & of cill mould to ground floor windows generally*
Scale: $\frac{1}{4}$ FS
Insc: As above, *Kelham Hall, No.2 or 59* & labelled, with dimensions given & notes
s: *G. G. Scott Archt | 20 Spring Gardens | London*
Pen, coloured washes & pencil (530×655)
- 59 *FS details of drawing room windows*
Insc: As above, *Kelham Hall, No.3 or 60* & labelled, with dimensions given
s: *G. G. Scott Archt. | 20 Spring Gardens | London*
Pencil & coloured washes, 6 sheets pasted together, (680×1300, irregular), upper left corner & part of lower edge lost
- 60 *FS details of window to ante room on E front*
Insc: As above, *Kelham Hall, No.62* & labelled, with dimensions given & a note
s: *G. G. Scott Archt. | 20 Spring Garden ... (lost) | London*
Pencil with grey-green, buff & blue-grey washes, 3 sheets pasted together (655×1190, irregular), lower right corner lost
- 61 *FS detail(s) of angle shaft to buttresses on side flank to music room on E front*
Insc: As above, *Kelham Hall, No.64* & labelled
s: *G. G. Scott Archt | 20 Spring Gardens | London*
Pencil with blue, grey & orange washes (530×655)
- 62 *Detail of bay window to dining room on E front*
Scale: $\frac{1}{4}$ FS
Insc: (partly in pen) As above, *Kelham Hall, No.65* & labelled, with dimensions given & a note
s: *G. G. Scott Archt | 20 Spring Gardens | London*
Pencil with buff, blue & pink washes (530×655)
- 63 *FS details of principal entrance doorway & side doorway to waiting room on N front*
Insc: As above, *Kelham Hall, No.65* & labelled, with dimensions given
Pencil, 4 sheets pasted together (1285×1040)
- 64 *FS detail(s) of music hall windows on E front*
Insc: As above, *Kelham Hall No.66* & labelled
s: *G. G. Scott Archt | 20 Spring Gardens | London*
Pencil with blue, pink & grey washes, 2 sheets pasted together (535×970), upper right corner lost
Verso: FS details
Insc: Labelled
Pencil & coloured washes
- 65 *Details of music hall window(s) on E front*
Scale: $\frac{1}{4}$ FS
Insc: As above, *Kelham Hall No.67* & labelled
s: *G. G. Scott Archt | 20 Spring Gardens | London*
Pencil & coloured washes (530×650)
- 66 *Elevation(s) & details of music hall windows & flanking buttress(es) on E front*
Scale: $\frac{1}{2}$ in to 1ft, $\frac{1}{4}$ FS, FS
Insc: As above, *Kelham Hall No.68* & labelled
s: *G. G. Scott Archt | 20 Spring Gardens | London*
Pencil & coloured washes (530×655)
- 67 *Details of window to ante-room on E front*
Scale: $\frac{1}{4}$ FS
Insc: As above, *Kelham Hall No.69* & labelled, with dimensions given & a note
s: *G. G. Scott Archt | 20 Spring Gardens | London*
Pencil & coloured washes, 3 sheets pasted together (535×1030, irregular)
- 68 *Elevation(s) of ante room window on E front & of inner arch to same & plan & section of steps to same*
Scale: $\frac{1}{2}$ in to 1ft
Insc: As above, *Kelham Hall No.71* & labelled, with dimensions given
s: *G. G. Scott Archt | 20 Spring Gardens | London*
Pencil & coloured washes (530×655)
- 69 *FS details of ante room window on E front*
Insc: As above, *Kelham Hall No.72* & labelled
s: *G. G. ... | 20 Sp ...* (parts lost)
Pencil with blue & pink washes (530×655), lower right corner lost
Verso: FS details
Insc: Labelled, with dimensions given
Pencil with blue & pink washes
- 70 *Elevation(s) & details of dining room window(s) on E front*
Scale: 1in to 1ft, FS
Insc: As above, *Kelham Hall No.73* & labelled
s: *G. G. Scott Archt. | 20 Spring Gardens | London*
Pencil & coloured washes (530×655)
- 71 *Elevation(s) of dining room window(s) on E front*
Scale: $\frac{1}{2}$ in to 1ft
Insc: As above, *Kelham Hall No.74* & labelled, with notes
s: *Geo. Gilbert. Scott Archt. | 20 Spring Gardens | London*
Pencil & coloured washes (530×660)

72 *Plan, elevation & detail of archway to bay window of dining room*

Scale: $\frac{1}{2}$ in to 1ft, $\frac{1}{8}$ FS

Insc: As above, *Kelham Hall No.75* & (partly in pen) labelled

s: G. G. Scott Archt. | 20 Spring Gardens | London
Pencil & coloured washes (530×660)

73 *FS detail(s) of archway to bay window of dining-room*

Insc: As above, *Kelham Hall No.76* & labelled, with dimensions given

s: G. G. Scott Archt. | 20 Spring Gardens | London
Pencil with pink, green & blue washes (530×660)

74 *FS detail(s) of dining room windows on E front*

Insc: As above, *Kelham Hall No.77* & labelled, with dimensions given

s: G. G. Scott Archt | 20 Spring Gardens | London
Pencil with mauve & green washes (530×655), lower left corner lost

Verso: FS details

Insc: Labelled

Pencil with blue-grey, pink & grey-pink washes

75 *Elevation(s) & details of billiard room windows on W front*

Scale: $\frac{1}{2}$ in to 1ft, $\frac{1}{8}$ FS

Insc: As above, *Kelham Hall No.78* & labelled, with dimensions given

s: G. G. Scott Archt. | 20 Spring Gardens | London
Pencil & coloured washes, 2 sheets pasted together (630×660), lower left corner lost

76 *FS details of billiard room windows on W front*

Insc: As above, *Kelham Hall No.79* & labelled, with dimensions given & notes

s: G. G. Scott Archt. | 20 Spring Gardens | London
Pencil & coloured washes, 7 sheets pasted together (1070×975, irregular)

77 *FS detail(s) of billiard room windows on W front*

Insc: As above, *Kelham Hall No.80* & labelled

s: G. G. Scott Archt. | 20 Spring Gardens | London
Pencil with pink & mauve washes (530×660)

78 *Detail of bay window to library on W front*

Scale: $\frac{1}{8}$ FS

Insc: As above, *Kelham Hall No.81* & labelled, with dimensions given

s: G. G. Scott Archt | 20 Spring Gardens | London
Pencil & coloured washes (530×655)

79 *Elevation(s) & detail of bay window to library on W front*

Scale: $\frac{1}{2}$ in to 1ft, $\frac{1}{4}$ FS

Insc: As above, *Kelham Hall No.82* & labelled, with a note

s: G. G. Scott Archt | 20 Spring Gardens | London
Pencil & coloured washes (530×655)

80 *FS detail(s) of library bay window on W front*

Insc: As above, *Kelham Hall No.83* & labelled

s: G. G. Scott Archt. | 20 Spring Gardens | London
Pencil with blue, pink & cream washes (535×655)

81 *FS detail(s) of bay window to library on W front*

&, inset, rough details

Insc: As above, *Kelham Hall, No.84* & labelled

s: G. G. Scott Archt | 20 Spring Gardens | London
Pencil, coloured washes & pen, 3 sheets pasted together (810×1010, irregular), split into 2 pieces

82 *FS detail(s) of bay window to bedroom on W front*

&, inset, rough details

Insc: As above, *Kelham Hall, No.85* & labelled, with notes

s: G. G. Scott Archt | 20 Spring Gardens | London
Pencil & coloured washes, 7 sheets pasted together (910×1975, irregular)

83 *Plan, elevation(s), detail & rough details of bay window to bedroom on W front*

Scale: $\frac{1}{2}$ in to 1ft, $\frac{1}{8}$ FS

Insc: As above, *Kelham Hall No.86* & labelled, with dimensions given

s: G. G. Scott Archt. | 20 Spring Gardens | London
Pencil, coloured washes, red pen & pen (530×635)

84 *Elevations & details of doorways from corridor to dining-room & bedroom*

Scale: $\frac{1}{2}$ in to 1ft, $\frac{1}{4}$ FS

Insc: *Kelham Hall No.89* & labelled, with dimensions given

s: G. G. Scott Archt. | 20 Spring Gardens | London
Pencil & coloured washes (530×660)

85 *Plan of corridor between N staircase & music hall*

Scale: $\frac{1}{2}$ in to 1ft

Insc: As above, (lost) ... *am Hall No.90* & (partly in pen) labelled, with dimensions given; verso, addressed (in pen) to Mr Bignall (sic) | 20 Spring Gardens | London / SW & franked Newark | C | Ja 27 | 59

s: G. G. Scott Archt. | 20 Spring Gardens | London
Pencil with pink, cream & blue washes, 2 sheets pasted together (530×970, irregular), upper left corner lost & lower left corner cut

86 *FS detail(s) of interior doorways to principal rooms*

Insc: As above, *Kelham Hall No.91* & labelled

s: G. G. Scott Archt. | 20 Spring Gardens | London
Pencil & coloured washes, 3 sheets pasted together (1130×655)

87 *Elevation(s) & detail(s) of doorway from kitchen passage to principal (N) staircase*

Scale: 1in to 1ft, FS

Insc: As above, *Kelham Hall No.92* & labelled; verso, addressed (in pen) to Mr Bignall (sic) | 20 Spring Gardens | London, stamped & franked Newark | Ap 6 | 1859 | C & EU | London | Ap 7 | 59

s: G. G. Scott Archt | 20 Spring Gardens | London
Pencil, coloured washes & pen (530×660)

88 *Detail of doorway to kitchen passage from principal entrance (N) staircase*

Scale: $\frac{1}{4}$ FS

Insc: As above, *Kelham Hall No.93* & labelled, with dimensions given

s: G. G. Scott Archt. | 20 Spring Gardens | London
Pencil with pink, cream & blue washes (535×660)

89 *FS details of archway from corridor to principal entrance (N) staircase*

Insc: As above, *Kelham Hall No.94* & labelled, with dimensions given

s: G. G. Scott Archt. | 20 Spring Gardens | London
Pencil & coloured washes, 3 sheets pasted together (535×1130)

90 *Details of doorway from music hall to ante room & of groining shafts for ante room*

Scale: $\frac{1}{4}$ FS, FS

Insc: As above, *Kelham Hall No.95* & labelled, with dimensions given

s: G. G. Scott Archt. | 20 Spring Gardens | London
Pencil with pink, blue-grey & buff washes, 3 sheets pasted together (535×1280)

91 *Elevation(s) of archway from corridor to principal entrance (N) staircase*

Scale: $\frac{1}{2}$ in to 1ft

Insc: (partly in pen) As above, *Kelham Hall No.96* & labelled

s: G. G. Scott Archt. | 20 Spring Gardens | London
Pencil & coloured washes (530×655), part of upper edge lost

92 *Elevation of doorway(s) from drawing room to library & from ante room to dining room &, inset, plan of drawing-room*

Scale: 1in to 1ft, inset $\frac{3}{16}$ in to 1ft

Insc: As above, *Kelham Hall No.96a* & labelled, with dimensions given; verso, addressed (in pen) to Mr Sheffield | Clerk of works | Kelham Hall | near Newark & stamped

s: G. G. Scott Archt | 20 Spring Gardens | London
Pencil with buff, pink & blue washes (535×660); inset pen & blue wash on tracing paper pasted to sheet (220×220)

93 *Elevation & details of chapel doorway*

Scale: $\frac{1}{2}$ in to 1ft, FS

Insc: (partly in pen) As above, *Kelham Hall No.96B* & labelled

s: G. G. Scott Archt. | 20 Spring Gardens | London
Pencil with pink, blue & cream washes (535×660)

94 *Detail of doorway from principal (S) staircase to billiard room &, inset, rough detail*

Scale: $\frac{1}{4}$ FS

Insc: As above, *Kelham Hall No.97* & labelled, with dimensions given

s: G. G. Scott Archt | 20 Spring Gardens | London
Pencil, blue, cream & pink washes & pen, 2 sheets pasted together (535×965)

Verso: FS details of angle & centre shaft(s) to principal (S) staircase

Insc: As above & labelled

Pencil with pink & blue washes

95 *Elevation & details of doorway from drawing room to music hall*

Scale: $\frac{1}{2}$ in to 1ft, FS

Insc: As above, *Kelham Hall No.97* & labelled

s: G. G. Scott Archt | 20 Spring Gardens | London
Pencil & coloured washes, 3 sheets pasted together (530×845, irregular)

96 *Elevation(s) & detail of lower window(s) to principal (S) staircase on W front*

Scale: $\frac{1}{2}$ in to 1ft, $\frac{1}{4}$ FS

Insc: (partly in pen) As above, *Kelham Hall No.98* & labelled, with dimensions given

s: G. G. Scott Archt. | 20 Spring Gardens | London
Pencil & coloured washes (530×660)

97 *FS detail(s) of lower windows to principal (S) staircase on W front*

Insc: As above, *Kelham Hall No.99* & labelled

s: G. G. Scott Archt | 20 Spring Gardens | London
Pencil & coloured washes, 3 sheets pasted together (530×915)

98 *Elevation(s) of windows to chapel*

Scale: $\frac{1}{8}$ FS

Insc: As above, *Kelham Hall No.100* & labelled

s: G. G. Scott Archt. | 20 Spring Gardens | London
Pencil with cream, green & pink washes (535×660)

99 *Elevation(s) of 3 light window to business room facing W*

Scale: $\frac{1}{2}$ in to 1ft

Insc: As above, *Kelham Hall No.103* & labelled

s: G. G. Scott | Architect | 20 Spring Gardens | London
Pencil & coloured washes (530×660)

100 *Detail of 3-light window to business room facing W*

Scale: $\frac{1}{4}$ FS

Insc: As above, *Kelham Hall No.104* & labelled

s: G. G. Scott. Architect | 20 Spring Gardens | London
Pencil with cream, blue & pink washes (530×660)

Verso: FS detail

Pencil

101 Detail(s) of 3 light window to business room facing W
Scale: $\frac{1}{8}$ FS
Insc: (partly in pen) As above, *Kelham Hall No.105* & labelled, with a note
s: G. G. Scott Archt | 20 Spring Gardens | London
Pencil & coloured washes (530×655)

102 FS detail(s) of 3 light window to business room facing W
Insc: (partly in pen) As above, *Kelham Hall 106* & labelled
s: G. G. Scott Archt | 20 Spring Gardens | London
Pencil with pink & blue washes (530×655)

103 Plan, elevation(s) & detail of 3-light window to library & steps to same on S front
Scale: $\frac{1}{2}$ in to 1ft, FS
Insc: (partly in pen) As above, *Kelham Hall No.107* & labelled
s: G. G. Scott Archt | 20 Spring Gardens | London
Pencil & coloured washes (530×660)

104 Details of 3 light window to library on S front
Scale: $\frac{1}{8}$ FS
Insc: As above, *Kelham Hall No.108* & labelled
s: G. G. Scott Archt | 20 Spring Gardens | London
Pencil & coloured washes (530×655), upper left corner & part of upper edge lost

105 Detail of 3-light window to library on S front
Scale: $\frac{1}{4}$ FS
Insc: As above, *Kelham Hall No.109* & labelled
s: G. G. Scott Archt | 20 Spring Gardens | London
Pencil & coloured washes (530×655)

106 FS detail(s) of 3-light window to library on S front
Insc: As above, *Kelham Hall No.109* & labelled
s: G. G. Scott Archt | 20 Spring Gardens | London
Pencil & coloured washes, 4 sheets pasted together (925×1210, irregular), upper & lower left corners lost

107 Details of 2 light window(s) to library on S front
Scale: $\frac{1}{8}$ FS
Insc: As above, *Kelham Hall No.112* & labelled
s: G. G. Scott Archt | 20 Spring Gardens | London
Pencil & coloured washes (530×660)

108 FS detail(s) of 2 light windows to library on S front
Insc: As above, *Kelham Hall No.114* & labelled
s: G. G. Scott Archt | 20 Spring Gardens | London
Pencil with blue, orange & pink washes, 3 sheets pasted together (820×1050, irregular)

109 Detail of doorway from principal (S) staircase to lobby
Scale: $\frac{1}{4}$ FS
Insc: As above, *Kelham Hall No.116* & labelled, with dimensions given
s: G. G. Scott Archt | 20 Spring Gardens | London
Pencil & coloured washes, 2 sheets pasted together (530×965), lower left corner lost

110 FS detail(s) of doorway from library to principal (S) staircase
Insc: As above, *Kelham Hall No.117* & labelled, with dimensions given & a note
s: G. G. Scott Archt | 20 Spring Gardens | London
Pencil & coloured washes, 3 sheets pasted together (955×890, irregular)

111 Plan, elevation(s), section & details of doorway from dining room to lobby
Scale: $\frac{1}{2}$ in to 1ft, FS
Insc: As above, *Kelham Hall No.118* & labelled, with dimensions given; verso, addressed (in pen) to Mr Sheffield | Clerk of works | Kelham Hall | nr Newark | Notts & stamped
s: G. G. Scott Archt | 20 Spring Gardens | London
Pencil & coloured washes (530×660)

112 FS detail(s) of archway from entrance doorway to principal (N) staircase
Insc: As above, *Kelham Hall No.120* & labelled, with dimensions given
s: G. G. Scott Archt | 20 Spring Gardens | London
Pencil & coloured washes (535×660)

113 FS detail(s) of doorway from N staircase hall to business room
Insc: As above, *Kelham Hall No.121* & labelled
s: G. G. Scott Archt | 20 Spring Gardens | London
Pencil with buff, pink & blue-grey washes (530×660)

114 Plan of library, with plan, elevation(s) & section(s) of vaulting added
Scale: $\frac{1}{2}$ in to 1ft
Insc: As above, *Kelham Hall No.122* & labelled, with dimensions given; verso, addressed (in pen) to Mr Bignall (sic) | 20 Spring Gardens | London & franked Newark | C | Ap 12 | 59 & EE | London | Ap 13 | 59
s: G. G. Scott Archt | 20 Spring Gardens | London
Pencil & coloured washes with pen, sepia pen & coloured washes added, 2 sheets pasted together (530×810, irregular), parts of right edge lost

115 Elevation(s) of archway to bay window & arcade in library
Scale: $\frac{1}{2}$ in to 1ft
Insc: As above, *Kelham Hall No.123* & labelled, with dimensions given
s: G. G. Scott Archt | 20 Spring Gardens | London
Pencil with grey, cream & pink washes (530×660)

116 Detail of archways in library
Scale: $\frac{1}{4}$ FS
Insc: As above, *Kelham Hall No.124* & labelled, with dimensions given
s: G. G. Scott Archt | 20 Spring Gardens | London
Pencil with grey & blue washes, 2 sheets pasted together (650×660, irregular), upper right corner lost

117 FS detail(s) of archways in library
Insc: As above, *Kelham Hall No.125* & labelled, with dimensions given
s: G. G. Scott Archt | 20 Spring Gardens | London
Pencil & coloured washes, 4 sheets pasted together (755×785, irregular), part of lower edge lost

118 FS details of archways in library
Insc: As above, *Kelham Hall No.126* & labelled
s: G. G. Scott Archt | 20 Spring Gardens | London
Pencil & coloured washes, 5 sheets pasted together (1030×1150, irregular), part of lower edge lost

119 Elevation(s) & detail of doorway from cloister (carriage court) to waiting room on N front
Scale: 1in to 1ft, FS
Insc: As above, *Kelham Hall No.127* & labelled
s: G. G. Scott Archt | 20 Spring Gardens | London
Pencil with pink, cream & grey washes (530×660)

120 Detail of 2-light window to business room facing S
Scale: $\frac{1}{4}$ FS
Insc: As above, *Kelham Hall No.130* & labelled, with dimensions given
s: Geo Gilbert Scott | Archt | 20 Spring Gardens | London
Pen & wash with pink wash on tracing paper, cartridge-backed (480×520); part pen & pink wash (275×115), pasted to sheet

121 Plan, elevation(s) & section(s) of arcading outside dining room on E front, part on a flier
Scale: $\frac{1}{2}$ in to 1ft
Insc: As above, *Kelham Hall No.132* & labelled, with dimensions given
s: G. G. Scott Archt | 20 Spring Gardens | London
Pencil & coloured washes (535×660, flier 205×140)

122 FS details of arcading outside dining room on E front
Insc: As above, *Kelham Hall No.133* & labelled
s: G. G. Scott Archt | 20 Spring Gardens | London
Pencil with blue & pink washes (535×660), upper right corner lost

123 FS detail of arcad(ing) outside dining room on E front
Insc: As above, *Kelham Hall No.134* & labelled
s: G. G. Scott Archt | 20 Spring Gardens | London
Pencil & pink wash (530×660)

124 FS detail(s) of arcad(ing) outside dining room on E front
Insc: As above, *Kelham Hall No.135* & labelled
s: G. G. Scott Archt | 20 Spring Gardens | London
Pencil & coloured washes, 2 sheets pasted together (980×530)

125 FS detail(s) of recess in dining room
Insc: As above, *Kelham Hall No.137* & labelled
s: G. G. Scott Archt | 20 Spring Gardens | London
Pencil, coloured washes & pen, 2 sheets pasted together (775×660, irregular), upper left corner & part of left edge lost

126 Plan, elevation(s) & details of doorway from entrance hall to water closet
Scale: 1in to 1ft, FS
Insc: As above, *Kelham Hall No.137* & labelled
s: G. G. Scott Archt | 20 Spring Gardens | London
Pencil & coloured washes (530×655)

127 Detail of music hall arcading
Scale: $\frac{1}{8}$ FS
Insc: As above, *Kelham Hall No.140* & labelled, with dimensions given
s: G. G. Scott Archt | 20 Spring Gardens | London
Pencil with blue & grey washes (530×655), part of lower edge lost

128 Elevation & transverse section of arcading in music hall & elevation of archway from corridor to music hall
Scale: $\frac{1}{2}$ in to 1ft
Insc: As above, *Kelham Hall No.141* & labelled, with dimensions given
s: G. G. Scott Archt | 20 Spring Gardens | London
Pencil & coloured washes (530×660), lower left corner lost

129 Elevation(s) of archway(s) from music hall to principal (S) staircase
Scale: $\frac{1}{2}$ in to 1ft
Insc: As above, *Kelham Hall No.142* & (partly in pen) labelled, with dimensions given
s: G. G. Scott Archt | 20 Spring Gardens | London
Pencil & coloured washes (530×655), parts of upper edge lost

130 FS detail(s) of archway(s) from music hall to S staircase
Insc: As above, *Kelham Hall No.143* & labelled, with dimensions given
s: G. G. Scott Archt | 20 Spring Gardens | London
Pencil with blue, mauve & cream washes, 2 sheets pasted together (655×1045), upper right corner lost, split into 2 pieces

131 FS detail(s) of archway(s) from corridor to music hall
Insc: As above, *Kelham Hall No.144* & labelled, with dimensions given & a note
s: G. G. Scott Archt | 20 Spring Gardens | London
Pencil with blue & mauve washes, 3 sheets pasted together (655×1360, irregular), parts of left & lower edges lost

132 Plan of part of music hall & archways to principal (S) staircase

Scale: 1in to 1ft

Insc: As above, Kelham Hall No.145 & labelled, with dimensions given & a note

s: G. G. Scott Archt | 20 Spring Gardens | London

Pencil with pink & blue washes (530×665)

133 Plan, elevation(s) & detail of window to WC of business room on W front

Scale: 1/2in to 1ft, FS

Insc: As above, Kelham Hall No.146 & labelled

s: G. G. Scott Archt | 20 Spring Gardens | London

Pencil, coloured washes & pen (535×660)

134 Elevation(s) & details of tower window at NW angle of building

Scale: 1/2in to 1ft, 1/4FS, FS

Insc: As above, Kelham Hall No.147 & labelled, with dimensions given

s: G. G. Scott Archt | 20 Spring Gardens | London

Pencil, coloured washes & pen (530×660)

Verso: FS details

Insc: Labelled, with dimensions given

Pencil

135 Plan & elevation of arcading between corridor & chapel

Scale: 1in to 1ft

Insc: (partly in pen) As above, Kelham Hall No.146 & labelled, with dimensions given

s: G. G. Scott Archt | 20 Spring Gardens | London

Pencil & coloured washes (535×660)

136 FS detail(s) of arcading between corridor & chapel & inset, rough detail

Insc: (partly in pen) As above, Kelham Hall No.147

& labelled

s: G. G. Scott Archt | 20 Spring Gardens | London

Pencil, coloured washes & pen, 2 sheets pasted together (535×970)

137 FS detail(s) of corbel shafts to dining room

Insc: As above, Kelham Hall No.149 & labelled, with dimensions given

s: G. G. Scott Archt | 20 Spring Gardens | London

Pencil with blue, pink & brown washes, 2 sheets pasted together (535×975)

138 FS detail(s) of shaft(s) in ante room

Insc: As above, Kelham Hall No.150 & labelled, with dimensions given

s: G. G. Scott Archt | 20 Spring Gardens | London

Pencil & coloured washes (535×660)

139 Plan(s), elevation, section & detail(s) of buttress at SW angle of business room

Scale: 1in to 1ft, FS

Insc: As above, Kelham Hall No.150 & (partly in pen) labelled, with dimensions given

s: Geo. Gilbert, Scott, Archt | 20 Spring Gardens | London

Pencil & coloured washes (535×660)

Verso: FS details

Insc: (in pen) Labelled

Pencil & pink wash

140 Plan & elevation of 3rd flight of principal (S) staircase & doorway to billiard room below

Scale: 1/2in to 1ft

Insc: As above, Kelham Hall No.151 & labelled, with dimensions given; verso, addressed (in pen) to Mr

Sheffield | Kelham Hall | near Newark & stamped

(stamps cut off)

s: G. G. Scott Archt | 20 Spring Gardens | London

Pencil with mauve, buff & blue washes (535×660), holed

141 Detail(s) of corbel(s) to drawing room

Scale: 1/4FS, FS

Insc: As above, Kelham Hall No.151 & labelled

s: G. G. Scott Archt | 20 Spring Gardens | London

Pencil & coloured washes, 4 sheets pasted together (905×870, irregular), part of lower edge lost, holed, split into 2 pieces

Verso: FS details of centre shaft in drawing-room & inset, rough details

Insc: As above & labelled, with dimensions given

Pencil with brown, blue & pink washes

142 Plan, sections & detail of groining to drawing room

Scale: 1/2in to 1ft, 1/8FS, FS

Insc: As above, Kelham Hall No.153 & labelled, with dimensions given & notes

s: G. G. Scott Archt | 20 Spring Gardens | London

Pen, pencil & coloured washes, 3 sheets pasted together (535×1020)

143 Plan, elevations & section of groining to ante room

Scale: 1/2in to 1ft

Insc: As above, Kelham Hall No.154 & labelled, with dimensions given & a note

s: G. G. Scott Archt | 20 Spring Gardens | London

Pen, pencil & coloured washes, 2 sheets pasted together (665×660, irregular)

144 Details of corbel shaft(s) to billiard room, bedroom & business room

Scale: 1/4FS

Insc: As above, Kelham Hall No.155 & labelled

s: G. G. Scott Archt | 20 Spring Gardens | London

Pencil & coloured washes (535×660)

145 FS detail(s) of corbel shaft(s) to billiard room, bedroom & business room

Insc: As above, Kelham Hall No.156 & labelled

s: G. G. Scott Archt | 20 Spring Gardens | London

Pencil with blue, grey & pink washes, 2 sheets pasted together (1310×535), part of lower edge lost

146 Details of archway to bay window in bedroom

Scale: 1/8FS, FS

Insc: As above, Kelham Hall No.156 & labelled

s: G. G. Scott Archt | 20 Spring Gardens | London

Pencil, blue, cream & pink washes & pen (485×530)

147 Elevation(s) & details of upper windows to S

staircase on W front

Scale: 1/2in to 1ft, 1/8FS, 1/4FS

Insc: As above, Kelham Hall No.157 & (partly in pen) labelled, with dimensions given

s: G. G. Scott Archt | 20 Spring Gardens | London

Pencil & coloured washes (535×660)

148 FS detail(s) of upper window(s) to principal (S) staircase on W front

Insc: As above, Kelham Hall No.158 & labelled

s: G. G. Scott Archt | 20 Spring Gardens | London

Pencil & coloured washes, 4 sheets pasted together, (985×1055), part of upper edge lost

149 Plan of part of billiard room & detail of frieze mould

Scale: 1in to 1ft, FS

Insc: As above, Kelham Hall No.159 & labelled

s: G. G. Scott Archt | 20 Spring Gardens | London

Pencil & pink wash (535×660)

150 Detail(s) of corbel shaft in angle of bay window to bedroom

Scale: 1/4FS

Insc: As above, Kelham Hall No.160 & labelled

s: G. G. Scott Archt | 20 Spring Gardens | London

Pencil & blue wash, 2 sheets pasted together (645×660, irregular)

151 FS detail of capital(s) to buttress

Insc: As above, Kelham Hall No.161 & labelled, with dimensions given

s: G. G. Scott Archt | 20 Spring Gardens | London

Pencil & blue wash (535×660)

152 FS detail(s) of capitals to shafts in chapel

Insc: As above, Kelham Hall No.162 & labelled

s: G. G. Scott Archt | 20 Spring Gardens | London

Pencil, blue & pink washes & pen, 2 sheets pasted together (655×660, irregular)

153 Details of capitals to groining shaft(s), corbels &c to chapel

Scale: 1/4FS

Insc: As above, Kelham Hall No.163 & labelled

s: G. G. Scott Archt | 20 Spring Gardens | London

Pencil & coloured washes (535×660)

154 FS detail(s) of capital(s) to groining shaft(s) & corbel(s) of chapel

Insc: As above, Kelham Hall No.164 & labelled

s: G. G. Scott Archt | 20 Spring Gardens | London

Pencil with pink, lilac & violet washes (535×660), upper left corner lost

155 Elevation of doorway from principal entrance (N) staircase to kitchen passage

Scale: 1in to 1ft

Insc: As above, Kelham Hall No.172 & labelled

s: G. G. Scott Archt | 20 Spring Gardens | London

Pencil, buff & blue washes & pen (535×660)

156 Plan, elevation(s) & section of groining to dining room

Scale: 1/2in to 1ft

Insc: As above, Kelham Hall No.173 & labelled, with dimensions given & notes

s: G. G. Scott Archt | 20 Spring Gardens | London

Pen, sepia pen & coloured washes, 4 sheets pasted together (770×815, irregular)

157 Plan, elevation(s) & section of groining to billiard room

Scale: 1/2in to 1ft

Insc: As above, Kelham Hall No.174 & labelled, with a note

s: G. G. Scott Archt | 20 Spring Gardens | London

Pen, sepia pen & coloured washes, 2 sheets pasted together (650×660, irregular)

158 Plan, elevation(s) & section of groining to business room

Scale: 1/2in to 1ft

Insc: As above, Kelham Hall No.176 & labelled, with a note

s: G. G. Scott Archt | 20 Spring Gardens | London

Pen, sepia pen & coloured washes, 2 sheets pasted together (660×660, irregular)

159 Plan of groining to chapel

Scale: 1/2in to 1ft

Insc: (partly in pencil) Kelham Hall No.178 & labelled, with a note

s: (in pencil) G. G. Scott Archt | 20 Spring Gardens | London

Pen & blue-grey wash (535×660)

160 Elevation(s) & sections of groining to chapel

Scale: 1/2in to 1ft

Insc: As above, Kelham Hall No.179 & labelled, with dimensions given

s: G. G. Scott Archt | 20 Spring Gardens | London

Pencil, pen & coloured washes (535×660)

161 Elevation of groining to chapel

Scale: 1/2in to 1ft

Insc: As above, Kelham Hall No.180 & labelled, with dimensions given & a note

s: G. G. Scott Archt | 20 Spring Gardens | London

Pencil, pen & coloured washes (530×655)

162 Elevation(s) & detail of window over doorway between entrance hall & kitchen passage

Scale: 1in to 1ft, FS

Insc: As above, Kelham Hall No.181 & labelled, with dimensions given; verso, addressed (in pen) to Mr Bignall (sic) | 20 Spring Gardens | London | S.W., stamped (stamps partly removed) & franked Newark | C | Oc 3 | 59 & FV | London | Oc 4 | 59

s: G. G. Scott Arch. (partly lost)

Pencil with blue, buff & pink washes (490×660)

163 FS detail(s) of window over doorway between entrance hall & kitchen passage

Insc: As above, Kelham Hall No.182 & labelled
s: G. G. Scott Arch. | 20 Spring Gardens | London
Pencil, coloured washes & pen (530×660)

164 FS details of ribs to chapel groining

Insc: As above, Kelham Hall No.184 & (partly in pen) labelled

s: G. G. Scott Arch. | 20 Spring Gardens | London

Pencil & coloured washes (535×660)

165 FS detail(s) of arch mould to arches in music hall

Insc: As above, Kelham Hall No.185 & labelled, with notes

s: G. G. Scott Arch. | 20 Spring Gardens | London
Pencil & blue wash (530×660)

166 FS detail(s) of corbelling to gutter for conservatory roof on S front

Insc: As above, Kelham Hall No.187 & (partly in pen) labelled, with dimensions given

s: G. G. Scott Arch. | 20 Spring Gardens | London
Pencil with blue & mauve washes (530×660)

167-252 Working drawings for upper parts of house (except Nos.250, 251), numbered between 188 & 320 (except Nos.189, 243)

167 Plan, elevation & section of oriel window on S front

Scale: 1/8FS

Insc: As above, Kelham Hall No.188 & labelled, with dimensions given

s: G. G. Scott Arch. | 20 Spring Gardens | London
Pencil, coloured washes, sepia pen & pen (530×660)

168 FS detail(s) of oriel window on S front

Insc: As above, Kelham Hall No.189 & (partly in pen) labelled

s: G. G. Scott Arch. | 20 Spring Gardens | London
Pencil & coloured washes (530×660)

169 FS details of oriel window on S front

Insc: As above, Kelham Hall No.190 & (partly in pen) labelled, with dimensions given

s: G. G. Scott Arch. | 20 Spring Gardens | London
Pencil & coloured washes, 5 sheets pasted together (740×795, irregular)

170 Plan & section of corbel(ing) to oriel window on S front

Scale: 1/8FS

Insc: As above, Kelham Hall No.192 & labelled, with dimensions given

s: G. G. Scott Arch. | 20 Spring Gardens | London
Pencil, coloured washes, pen & sepia pen (530×660)

171 Plan & elevation(s) of 2 light 1st floor window to dressing room & water closet on S front

Scale: 1/2in to 1ft, 1/8FS

Insc: As above, Kelham Hall No.193 & labelled
s: G. G. Scott Arch. | 20 Spring Gardens | London
Pencil, coloured washes & sepia pen (535×660)

172 FS detail(s) of 2 light 1st-floor window to dressing room & water closet on S front

Insc: As above, Kelham Hall No.194 & (partly in pen) labelled

s: G. G. Scott Arch. | 20 Spring Gardens | London
Pencil & coloured washes, 2 sheets pasted together (535×930), part of upper edge lost

173 Plan & elevation(s) of 1st-floor windows over drawing room on E front

Scale: 1/2in to 1ft, 1/8FS

Insc: As above, Kelham Hall No.195 & labelled
s: G. G. Scott Arch. | 20 Spring Gardens | London
Pencil & coloured washes (535×660)

174 FS detail(s) of 1st-floor window(s) over drawing room on E front

Insc: As above, Kelham Hall No.196 & (partly in pen) labelled, with a note

s: G. G. Scott Arch. | 20 Spring Gardens | London
Pencil & coloured washes, 2 sheets pasted together (530×970)

Verso: FS detail

Insc: (partly in pen) Labelled, with dimensions given
Pencil & blue wash

175 Plan of 1st floor rooms over business room showing arrangement of windows

Scale: 1/2in to 1ft

Insc: As above, Kelham Hall No.197 & labelled, with dimensions given & notes; verso, addressed (in pen) to Mr Bignall (sic) | 20 Spring Gardens | London | S.W., stamped (stamps cut off) & franked Newark | C | Ju 17 | 59 & 2D | London | Ju 18 | 59
s: G. G. Scott Arch. | 20 Spring Gardens | London
Pencil, mauve wash & sepia pen (530×665), part of right edge cut

176 Elevation(s) & detail of 3 light 1st-floor bedroom windows on W front

Scale: 1/2in to 1ft, FS

Insc: As above, Kelham Hall No.200 & (partly in pen) labelled, with a note

s: G. G. Scott Arch. | 20 Spring Gardens | London
Pencil & coloured washes (535×660)

177 Details of 3 light 1st floor bedroom windows on W front

Scale: 1/4FS

Insc: Kelham Hall No.201 & labelled
s: Geo. Gilbert Scott Archt | 20 Spring Gardens | London
Pencil with mauve & pink washes (535×660)

178 Plan & elevation(s) of 1st-floor windows over dining room on E front

Scale: 1/2in to 1ft, 1/8FS

Insc: As above, Kelham Hall No.203 & (partly in pen) labelled, with dimensions given
s: G. G. Scott Archt | 20 Spring Gardens | London
Pencil & coloured washes (535×660)

179 FS detail(s) of 1st-floor windows over dining room on E front

Insc: As above, Kelham Hall No.204 & (partly in pen) labelled, with dimensions given & a note

s: G. G. Scott Arch. | 20 Spring Gardens | London
Pencil with grey, blue & pink washes, 4 sheets pasted together (970×1035, irregular)

180 FS detail(s) of corbels to 1st floor balconys (sic)

Insc: As above, Kelham Hall No.207 & labelled

s: G. G. Scott | Arch. | 20 Spring Gardens | London
Pencil, buff & grey washes & sepia pen, 2 sheets pasted together (1045×660)

181 FS detail(s) of main corbel(s) to 1st floor balcony (sic) labelled, with dimensions given

s: G. G. Scott Archt | 20 Spring Gardens | London
Pencil with blue & pink washes, 3 sheets pasted together (1045×975, irregular)

182 FS detail(s) of angle rib to 1st floor balcony on W front

Insc: As above, Kelham Hall No.209 & labelled
s: G. G. Scott Arch. | 20 Spring Gardens | London
Pencil with grey & pink washes (530×660)

183 FS detail(s) of 1st-floor window over ante room on E front

Insc: As above, Kelham Hall No.210 & (partly in pen) labelled, with notes
s: G. G. Scott Arch. | 20 Spring Gardens | London
Pencil & coloured washes, 2 sheets pasted together (655×1035)

184 Plan, elevation(s) & detail of 1st-floor window over ante room on E front

Scale: 1/2in to 1ft, 1/8FS, 1/4FS

Insc: As above, Kelham Hall No.211 & (partly in pen) labelled, with dimensions given & a note
s: G. G. Scott Archt | 20 Spring Gardens | London
Pencil & coloured washes, 2 sheets pasted together (530×850, irregular)

185 Plan & elevation(s) of 3 light 1st-floor window on S front

Scale: 1/2in to 1ft, 1/8FS

Insc: As above, Kelham Hall No.212 & (partly in pen) labelled, with dimensions given & a note
s: G. G. Scott Arch. | 20 Spring Gardens | London
Pencil & coloured washes (530×655)

186 Plan & elevation(s) of 2-light 1st-floor window over principal entrance on N front

Scale: 1/2in to 1ft, 1/8FS

Insc: As above, Kelham Hall No.213 & labelled
s: G. G. Scott Archt | 20 Spring Gardens | London
Pencil & coloured washes (530×660)

187 FS detail(s) of 2-light 1st floor window over entrance door on N front

Insc: As above, Kelham Hall No.214 & labelled
s: G. G. Scott Arch. | 20 Spring Gardens | London
Pencil with pink & brown washes (535×660)

188 Plan, elevation & section of arcading to music hall gallery

Scale: 1/8FS

Insc: As above, Kelham Hall No.218 & labelled, with dimensions given
s: G. G. Scott Arch. | 20 Spring Gardens | London
Pencil & coloured washes (530×660)

189 FS detail(s) of arcading to music hall gallery & inset, rough plan & perspective of capitals

Insc: As above, Kelham Hall No. ... (blank) & labelled, with a note

s: G. G. Scott Arch. | 20 Spring Gardens | London
Pencil, coloured washes & pen, 3 sheets pasted together (530×795, irregular)

Verso: FS detail of arches to music hall gallery

Insc: As above

Pencil & grey wash

190 FS detail(s) of arcading on S side of principal (S) staircase

Insc: As above, Kelham Hall No.221 & (partly in pen) labelled, with dimensions given

s: G. G. Scott Arch. | 20 Spring Gardens | London
Pencil & coloured washes (530×655)

Verso: FS detail

Insc: Labelled

Pencil with pink & blue washes

191 *Plan, elevation(s) & detail of doorway from principal (S) staircase to music ball gallery*
Scale: 1in to 1ft, FS
Insc: As above, *Kelham Hall No.222* & (partly in pen) labelled, with dimensions given
s: G. G. Scott Arch. | 20 Spring Gardens | London
Pencil & coloured washes (535×655)

192 *FS detail(s) of doorway from principal (S) staircase to music ball gallery*
Insc: As above, *Kelham Hall No.223* & labelled, with dimensions given
s: G. G. Scott Arch. | 20 Spring Gardens | London
Pencil & coloured washes, 2 sheets pasted together (535×980)

193 *Plan & elevations of doorways from principal (S) staircase to 1st floor bedrooms*
Scale: 1in to 1ft
Insc: As above, *Kelham Hall No.224* & (partly in pen) labelled, with dimensions given
s: G. G. Scott Archt | 20 Spring Gardens | London
Pencil with cream, mauve & blue washes (535×655)

194 *FS detail(s) of doorway(s) from principal (S) staircase to 1st floor bedrooms*
Insc: As above, *Kelham Hall No.225* & (partly in pen) labelled
s: G. G. Scott Archt | 20 Spring Gardens | London
Pencil & coloured washes, 2 sheets pasted together (535×970), part of lower edge lost

195 *Plan of 1st floor corridor between N staircase & music ball gallery, showing position of doorways*
Scale: 1/2in to 1ft
Insc: As above, *Kelham Hall No.226* & (partly in pen) labelled, with dimensions given & a note
s: G. G. Scott Arch. | 20 Spring Gardens | London
Pencil & blue wash, 2 sheets pasted together (535×970)

196 *Elevation & details of archway from entrance (N) staircase to 1st-floor corridor*
Scale: 1in to 1ft, FS
Insc: As above, *Kelham Hall No.227* & (partly in pen) labelled, with dimensions given
s: G. G. Scott Arch. | 20 Spring Gardens | London
Pencil & coloured washes (530×660)

197 *Elevation(s) of doorway from music ball gallery to 1st floor corridor & elevation of arceding to music ball gallery showing groining to same*
Scale: 1in to 1ft
Insc: (partly in pen) As above, *Kelham Hall No.229* & labelled, with dimensions given
s: G. G. Scott Archt | 20 Spring Gardens | London
Pencil & coloured washes, 2 sheets pasted together (530×965)

198 *FS detail(s) of doorway from music ball gallery to 1st floor corridor*
Insc: As above, *Kelham Hall No.230* & (partly in pen) labelled, with a note
s: G. G. Scott Arch. | 20 Spring Gardens | London
Pencil & coloured washes, 3 sheets pasted together (650×965, irregular), part of right edge lost

199 *Detail(s) of groining to music ball gallery*
Scale: 1/4FS, FS
Insc: As above, *Kelham Hall No.231* & (partly in pen) labelled
s: G. G. Scott Arch. | 20 Spring Gardens | London
Pencil & coloured washes (530×660)

200 *Plan of principal (S) staircase*
Scale: 1/2in to 1ft
Insc: As above, *Kelham Hall No.232* & labelled, with dimensions given
s: G. G. Scott Arch. | 20 Spring Gardens | London
Pencil, blue, buff & pink washes & pen (530×655), part of lower edge lost

201 *Plan & detail of shaft(ing) on W side of S staircase*
Scale: 1/8FS, FS
Insc: As above, *Kelham Hall No.235* & (partly in pen) labelled
s: G. G. Scott Arch. | 20 Spring Gardens | London
Pencil with pink, mauve & grey washes (535×660)

202 *Elevations of groining to S staircase*
Scale: 1/8FS
Insc: *Kelham Hall No.236* & (partly in pen) labelled, with dimensions given & a note
s: G. G. Scott Arch. | 20 Spring Gardens | London
Pencil & coloured washes (535×655)

203 *FS detail of transom to principal (S) staircase window on W front & inset, rough detail*
Insc: As above, *Kelham Hall No.237* & labelled
s: G. G. Scott Arch. | 20 Spring Gardens | London
Pencil, blue wash & sepia pen (530×660)

204 *Plan & elevation(s) of window(s) to entrance (N) staircase on N front*
Scale: 1/2in to 1ft
Insc: (partly in pencil) As above, *Kelham Hall No.238* & labelled, with dimensions given
s: (in pencil) G. G. Scott Arch. | 20 Spring Gardens | London
Pen & coloured washes (655×530), part of right edge & lower right corner lost

205 *Plan & elevation(s) of groining to music ball*
Scale: 1/2in to 1ft
Insc: (partly in pencil) As above, *Kelham Hall No.243* & labelled
s: (in pencil) G. G. Scott Arch. | 20 Spring Gardens | London
Pen & coloured washes, 4 sheets pasted together (885×1160, irregular)

206 *FS detail(s) of groining to music ball*
Insc: (partly in pen) As above, *Kelham Hall, No.245* & labelled
s: (in pen) G. G. Scott | Archt | 20 Spring Gardens | London
Pencil with blue & pink washes (530×655), lower right corner lost

207 *Detail(s) of groining to music ball*
Scale: 1/4FS
Insc: As above, *Kelham Hall, No.246* & labelled
s: G. G. Scott | Archt | 20 Spring Gardens | London
Pencil, coloured washes & pen (530×660)

208 *Section through roof over library wing (i.e. SW wing)*
Scale: 1/2in to 1ft
Insc: As above, *Kelham Hall No.247* & labelled, with dimensions given
s: G. G. Scott | Archt | 20 Spring Gardens | London
Pen & coloured washes (510×390)

209 *Plan & section(s) of roof over NW tower*
Scale: 1/4in to 1ft, 1/2in to 1ft
Insc: As above, *Kelham Hall, No.248* & labelled, with dimensions given & a note
s: G. G. Scott | Architect | 20 Spring Gardens | London
Pen & coloured washes (510×685)

210 *Section through roof over main building & inset, section thro' skylight*
Scale: 1/2in to 1ft
Insc: As above, *Kelham Hall, No.252* & labelled, with dimensions given
s: G. G. Scott | Archt | 20 Spring Gardens | London
Pen & coloured washes (505×685)

211 *Elevation(s) of 2nd & 3rd floor windows over business room in NW tower*
Scale: 1/2in to 1ft, 1/8FS
Insc: As above, *Kelham Hall No.255* & (partly in pen) labelled, with dimensions given & a note
s: G. G. Scott Arch. | 20 Spring Gardens | London
Pencil & coloured washes (530×660)

212 *FS detail(s) of 2nd & 3rd floor windows over business room in NW tower*
Insc: As above, *Kelham Hall No.256* & (partly in pen) labelled, with a note
s: G. G. Scott | Archt. 20 Spring Gardens | London
Pencil & coloured washes, 2 sheets pasted together (530×965)
Verso: FS details
Insc: Labelled
Pencil, blue & grey-pink washes & sepia pen

213 *Elevation(s) & detail of 2nd & 3rd floor windows in SE tower*
Scale: 1/2in to 1ft, FS
Insc: As above *Kelham Hall No.257* & (partly in pen) labelled, with dimensions given
s: G. G. Scott Arch. | 20 Spring Gardens | London
Pencil & coloured washes (530×655)

214 *FS detail(s) of 2nd & 3rd floor windows in SE tower*
Insc: (in pen) As above, *Kelham Hall No.258* & labelled, with dimensions given & a note
s: (in pen) G. G. Scott Arch. | 20 Spring Gardens | London
Pencil with blue, pink & grey-brown washes, 3 sheets pasted together (790×790, irregular), split into 2 pieces
Verso: FS details
Insc: Labelled
Pencil, pink, grey & blue washes & sepia pen

215 *Elevation(s) of 2nd floor window in centre gable on S front*
Scale: 1/2in to 1ft
Insc: As above, *Kelham Hall No.259* & (partly in pen) labelled, with dimensions given
s: G. G. Scott Arch. | 20 Spring Gardens | London
Pencil & coloured washes (530×660)

216 *FS detail(s) of 2nd floor window in centre gable on S front*
Insc: (partly in pen) As above, *Kelham Hall No.260* & labelled
s: (in pen) G. G. Scott Arch. | 20 Spring Gardens | London
Pencil & coloured washes, 2 sheets pasted together (535×1100)

217 *Elevation(s) of 2nd floor window in gable over library on W front*
Scale: 1/2in to 1ft
Insc: As above, *Kelham Hall No.261* & (partly in pen) labelled, with dimensions given
s: G. G. Scott Arch. | 20 Spring Gardens | London
Pencil & coloured washes (530×660)

218 *FS details of 2nd floor window in gable over library on W front*
Insc: (partly in pen) As above, *Kelham Hall No.262* & labelled
s: (in pen) G. G. Scott Arch. | 20 Spring Gardens | London
Pencil & coloured washes, 2 sheets pasted together (870×925, irregular)

219 *Plan & elevation(s) of 1st floor corridor between N staircase & music hall gallery, showing groining*
Scale: $\frac{1}{2}$ in to 1ft
Insc: As above, *Kelham Hall No.263* & (partly in pen) labelled
Pencil with mauve & blue washes, 2 sheets pasted together (560×825)

220 *FS detail(s) of groining to 1st floor corridor*
Insc: As above, *Kelham Hall No.264* & labelled
s: G. G. Scott *Arch.* | *20 Spring Gardens* | London
Pencil & coloured washes (535×660)

221 *Details of corbels to groining to 1st floor corridor*
Scale: $\frac{1}{4}$ FS, FS
Insc: As above, *Kelham Hall No.265* & (partly in pen) labelled
s: G. G. Scott | *Arch.* | *20 Spring Gardens* | London
Pencil with buff & blue washes, 2 sheets pasted together (635×660, irregular)
Verso: FS details
Insc: Labelled
Pencil, coloured washes & sepia pen

222 *Detail of cornice & parapet to main building, with modified detail of part on a flier*
Scale: $\frac{1}{4}$ FS
Insc: As above, *Kelham Hall No.266* & (partly in pen) labelled, with dimensions given & a note
s: G. G. Scott *Arch.* | *20 Spring Gardens* | London
Pencil with buff, pink & grey washes (535×655, flier 535×295), lower left corner lost

223 *FS detail(s) of cornice to main building*
Insc: As above, *Kelham Hall No.268* & (partly in pen) labelled, with dimensions given & a note
s: G. G. Scott *Arch.* | *20 Spring Gardens* | London
Pencil with blue, mauve & buff washes, 4 sheets pasted together (1380×535, irregular), lower right corner lost

224 *Details of coping for gables*
Scale: $\frac{1}{4}$ FS, FS
Insc: As above, *Kelham Hall, No.276* & (partly in pen) labelled
s: G. G. Scott | *Arch.* | *20 Spring Gardens* | London
Pencil, coloured washes & sepia pen, 2 sheets pasted together (535×975)

225 *Elevation(s) of 1st-floor bay window over library on W front showing girder & relieving arch to carry gable & (on flier) rere arch; section through girder & relieving arch*
Scale: 1in to 1ft
Insc: (partly in pen) As above, *Kelham Hall No.277* & labelled, with dimensions given & a note
s: G. G. Scott *Arch.* | *20 Spring Gardens* | London
Pencil & coloured washes (535×660, flier 400×330)

226 *Plan, elevation & details of doorways on 2nd-floor landing of entrance (N) staircase*
Scale: 1in to 1ft, FS
Insc: (partly in pen) As above, *Kelham Hall No.278* & labelled, with dimensions given & a note
s: G. G. Scott | *Architect* | *20 Spring Gardens* | London
Pencil & coloured washes (535×660), lower right corner lost

227 *Plan, elevation & section of archways to 2nd-floor passage*
Scale: 1in to 1ft
Insc: (partly in pen) As above, *Kelham Hall No.279* & labelled, with dimensions given
s: G. G. Scott | *Architect* | *20 Spring Gardens* | London
Pencil with blue, buff & grey washes (660×535)

228 *FS details of archway to 2nd-floor passage*
Insc: (partly in pen) As above, *Kelham Hall No.280* & labelled
s: G. G. Scott | *Arch.* | *20 Spring Gardens* | London
Pencil with buff & blue washes (535×655)

229 *Plan(s), elevations & detail of archways on 2nd-floor landing of N staircase*
Scale: 1in to 1ft, FS
Insc: As above, *Kelham Hall No.283* & (partly in pen) labelled, with dimensions given & a note
s: G. G. Scott | *Architect* | *20 Spring Gardens* | London
Pencil with pink, buff & cream washes, 2 sheets pasted together (535×830)

230 *Elevation & section(s) of 2nd floor dormer windows on E & W fronts*
Scale: 1in to 1ft
Insc: (partly in pen) As above, *Kelham Hall No.289* & labelled, with dimensions given & notes
s: G. G. Scott *Arch.* | *20 Spring Gardens* | London
Pencil & coloured washes, 2 sheets pasted together (655×785)

231 *FS detail(s) of 2nd floor dormer windows on E & W fronts*
Insc: (partly in pen) As above, *Kelham Hall No.290* & labelled
s: G. G. Scott *Arch.* | *20 Spring Gardens* | London
Pencil with blue, grey & pink washes (535×655), lower left corner lost

232 *FS detail(s) of 2nd floor dormer windows on E & W fronts*
Insc: (partly in pen) As above, *Kelham Hall No.291* & labelled
s: G. G. Scott *Arch.* | *20 Spring Gardens* | London
Pencil with grey, orange & blue washes (535×660)

233 *FS detail(s) of roof valleys & ridges*
Insc: (partly in pen) As above, *Kelham Hall No.292* & labelled, with notes
s: G. G. Scott *Arch.* | *20 Spring Gardens* | London
Pencil with brown & blue washes (535×655)

234 *Plan & elevation(s) of 2nd floor dormer window on S front*
Scale: 1in to 1ft
Insc: (partly in pen) As above, *Kelham Hall No.293* & labelled, with dimensions given & a note
s: G. G. Scott *Arch.* | *20 Spring Gardens* | London
Pencil & coloured washes, 2 sheets pasted together (555×655, irregular)

235 *FS details of 2nd floor dormer window on S front*
Insc: As above, *Kelham Hall No.294* & labelled, with dimensions given
s: G. G. Scott *Arch.* | *20 Spring Gardens* | London
Pencil, blue, grey-pink & buff washes & sepia pen, 3 sheets pasted together (735×655, irregular), part of lower edge lost

236 *Plan, elevation & details of archway towards main lobby on 2nd floor, showing doorway to closet*
Scale: 1in to 1ft, FS
Insc: (partly in pen) As above, *Kelham Hall No.297* & labelled, with a note
s: G. G. Scott *Arch.* | *20 Spring Gardens* | London
Pencil & coloured washes (535×655)

237 *Elevation(s) of archway leading from 2nd to 3rd floor, NW, altered to SE tower staircase*
Scale: 1in to 1ft
Insc: (partly in pen) As above, *Kelham Hall No.298* & labelled, with dimensions given
s: G. G. Scott | *Architect* | *20 Spring Gardens* | London
Pencil with buff, blue & grey-pink washes (535×655), upper right corner lost

238 *FS details of archway leading from 2nd to 3rd floor, NW tower staircase*
Insc: As above, *Kelham Hall, No.299* & (partly in pen) labelled, with dimensions given & notes
s: G. G. Scott | *Architect* | *20 Spring Gardens* | London
Pencil & coloured washes, 2 sheets pasted together (535×1300), upper & lower left corners lost
Verso: FS detail
Insc: Labelled
Pencil

239 *FS detail(s) of wood gable(s) to 'tabernacle' top of clock tower*
Insc: As above, *Kelham Hall No.302* & labelled
s: G. G. Scott *Arch.* | *20 Spring Gardens* | London
Pencil, blue, brown & buff washes & pen (535×660)

240 *FS detail(s) of upper stage of clock tower*
Insc: (partly in pen) As above, *Kelham Hall No.306* & labelled
s: G. G. Scott *Arch.* | *20 Spring Gardens* | London
Pencil with blue-grey & buff washes (535×655)

241 *FS detail of horizontal portion of cornice to clock tower*
Insc: (partly in pen) As above, *Kelham Hall No.307* & labelled, with a note
s: G. G. Scott *Arch.* | *20 Spring Gardens* | London
Pencil & coloured washes, 2 sheets pasted together (1010×655)
Verso: FS detail of raking portion of cornice to clock tower
Insc: As above & (partly in pen) labelled
Pencil & blue wash

242 *FS details of corbelling to upper stage of clock tower & inset, rough detail*
Insc: As above, *Kelham Hall No.308* & labelled, with dimensions given & a note
s: G. G. Scott *Arch.* | *20 Spring Gardens* | London
Pencil, grey-green & buff washes & pen, 2 sheets pasted together (1280×535), part of right edge lost

243 *FS detail of vane to clock tower & inset, rough detail*
Insc: As above, *Kelham Hall, No. ...* (blank) & labelled, with dimensions given & a note
s: G. G. Scott *Arch.* | *20 Spring Gardens* | London
Pencil, blue & buff washes & sepia pen, 5 sheets pasted together (2590×655, irregular), part of right edge lost

244 *FS detail of cresting to NW tower*
Insc: As above, *Kelham Hall No.309* & labelled
Pen, blue wash & pencil, 2 sheets pasted together (1055×660)

245 *FS detail of cresting to NW tower*
Insc: (in pen) As above, *Kelham Hall No.310* & labelled
s: (in pen) G. G. Scott *Arch.* | *20 Spring Gardens* | London
Pencil & blue wash (660×535), part of upper edge lost

246 *Elevation(s) of 3rd floor windows on N & W side of SE tower*
Scale: $\frac{1}{2}$ in to 1ft
Insc: (partly in pen) As above, *Kelham Hall No.311* & labelled, with dimensions given
s: G. G. Scott *Arch.* | *20 Spring Gardens* | London
Pencil & coloured washes (535×655)

247 Plan of staircase in SE tower & sections through upper floors of SE tower, showing *internal elevation(s)* of 3rd floor windows on N & W sides

Scale: $\frac{1}{2}$ in to 1ft
Insc: (partly in pen) As above, Kelham Hall No.312 & labelled, with notes
s: G. G. Scott Arch. | 20 Spring Gardens | London
Pencil with mauve, blue & buff washes, 2 sheets pasted together (780×660), upper & lower left corners lost

248 FS details of 3rd floor windows on N & W sides of SE tower

Insc: (partly in pen) As above, Kelham Hall No.313 & labelled, with a note
s: G. G. Scott Arch. | 20 Spring Gardens | London
Pencil & coloured washes, 2 sheets pasted together (655×785), lower left corner lost

249 FS detail(s) of external angle shafts to (SE?) tower

Insc: As above, Kelham Hall No.314 & labelled, with a note; verso, addressed (in pen) to Mr Sheffield | Clerk of works | Kelham Hall | Newark | Notts, stamped & franked
s: G. G. Scott Arch. | 20 Spring Gardens | London
Pencil, blue wash & sepia pen (535×660), upper left corner lost

250 Plan of part of groining to drawing-room, showing altered centre line of ridge(s) owing to reduced width of ribs

Scale: 1in to 1ft
Insc: (partly in pen) As above, Kelham Hall No.316 & labelled, with dimensions given
s: G. G. Scott Arch. | 20 Spring Gardens | London
Pencil with buff, mauve & blue washes (535×660)

251 FS detail(s) of rib(s) to drawing room groining

Insc: (partly in pen) As above, Kelham Hall No.319 & labelled
s: G. G. Scott Arch. | 20 Spring Gardens | London
Pencil with pink & blue washes (535×655)

252 Plan, elevation(s) & details of doorway on 1st landing to entrance (N) staircase

Scale: 1in to 1ft, FS
Insc: (partly in pen) As above, Kelham Hall No.320 & labelled, with dimensions given
s: G. G. Scott Arch. | 20 Spring Gardens | London
Pencil with blue, buff & grey washes (535×660)

253-347 Working drawings for house, fittings & works outside house numbered between 398 & 778 (except Nos.255-257, 287, 316)

253 Plan of quadrangle (carriage court) &, inset, plan of room over wcs on N side

Scale: $\frac{1}{2}$ in to 1ft
Insc: As above, Kelham Hall No.398 & labelled, with dimensions given
s: G. G. ... (lost)
Pen & coloured washes, part cartridge-backed (890×865), lower left & upper & lower right corners & parts of right edge lost

254 W elevation of cloisters (carriage court) &, inset, rough detail

Scale: $\frac{1}{2}$ in to 1ft
Insc: As above, Kelham Hall No.401 & labelled, with dimensions given
s: G. G. Scott Arch. | 20 Spring Gardens | London
Pencil, coloured washes & pen (470×870), lower left corner & part of right edge lost

255 Elevation & detail(s) of parapet to carriage court

Scale: $\frac{1}{8}$ FS, $\frac{1}{4}$ FS, FS
Insc: As above, Kelham Hall & labelled
s: G. G. Scott Arch. | 20 Spring Gardens | London
Pencil with pink, buff & blue-grey washes (535×660)

256 FS details of parapet to quadrangle (carriage court)

Insc: As above, Kelham Hall & labelled
s: G. G. Scott Arch. | 20 Spring Gardens | London
Pencil with blue-grey & pink washes (530×660)

257 FS detail of vane to quadrangle (carriage court) roof

Insc: As above, Kelham Hall & labelled, with dimensions given
s: G. G. Scott Arch. | 20 Spring Gardens | London
Pencil, grey & cream washes & pen, 7 sheets pasted together (2530×870, irregular), lower left corner & part of left edge lost

258 Plan, elevation & section of skylight to bathroom on 2nd floor

Scale: 1in to 1ft
Insc: (partly in pen) As above, Kelham Hall No.416 & labelled, with notes
s: (in pen) G. G. Scott Arch. | 20 Spring Gardens | London
Pencil with buff, blue & grey washes, 2 sheets pasted together (535×755)

259 Ground-floor plan of entrance (N) staircase

Scale: $\frac{1}{2}$ in to 1ft
Insc: As above, Kelham Hall No.418 & labelled, with dimensions given & a note
s: G. G. Scott Arch. | 20 Spring Gardens | London
Pen, blue & mauve washes & pencil (370×535)

260 Plan of N staircase between 1st-2nd floor(s)

Scale: $\frac{1}{2}$ in to 1ft
Insc: As above, Kelham Hall No.419 & labelled, with a note
s: G. G. Scott Arch. | 20 Spring Gardens | London
Pen, pencil & mauve & grey washes (530×660)

261 FS detail of steps to N staircase

Insc: (partly in pen) As above, Kelham Hall No.421 & labelled, with a note
s: G. G. Scott Arch. | 20 Spring Gardens | London
Pencil & blue wash (535×660), lower right corner lost

262 Section through N staircase looking W

Scale: $\frac{1}{2}$ in to 1ft
Insc: As above, Kelham Hall No.423 & labelled, with dimensions given & a note
s: G. G. Scott Arch. | 20 Spring Gardens | London
Pen, coloured washes & pencil, 2 sheets pasted together (640×530), part of right edge lost

263 FS detail of step(s) to N staircase

Insc: (partly in pen) as above, Kelham Hall No.424 & labelled
s: G. G. Scott Arch. | 20 Spring Gardens | London
Pencil with buff & blue washes (530×660), lower left corner lost

264 FS detail(s) of step(s) to N staircase

Insc: (partly in pen) As above, Kelham Hall No.426 & labelled, with dimensions given
s: G. G. Scott Arch. | 20 Spring Gardens | London
Pencil with buff & blue washes, 4 sheets pasted together (535×1550, irregular), parts of upper & lower edges lost

265 FS detail(s) of skylight to staircase in SE tower

Insc: As above, Kelham Hall No.427 & (partly in pen) labelled, with dimensions given
s: G. G. Scott Arch. | 20 Spring Gardens | London
Pencil with buff, orange & grey washes (530×655)

266 FS detail of stone corbel under truss of entrance (N) staircase

Insc: (partly in pen) As above, Kelham Hall No.430 & labelled, with a note
s: (in pen) G. G. Scott Arch. | 20 Spring Gardens | London
Pencil with buff & grey washes (535×665)

267 Plan(s) & elevation(s) of entrance gateway

Scale: $\frac{1}{8}$ in to 1ft, $\frac{1}{2}$ in to 1ft
Insc: As above, Kelham Hall No.433 & labelled, with dimensions given & a note
s: G. G. Scott Arch. | 20 Spring Garden ... | Londo ... (parts lost)
w/m: J. Whatman 1859
Pen, coloured washes & pencil (690×950), upper right corner & part of left edge lost

268 FS details of entrance gateway

Insc: As above, Kelham Hall No.434 & labelled, with dimensions given
s: G. G. Scott Arch. | 20 Spring Garden ... | Londo ... (parts lost)
Pencil, pink, blue & buff-pink washes & pen, 2 sheets pasted together (655×1045), lower left corner, upper & lower right corners & parts of upper & right edges lost, lower left part detached

269 FS details of entrance gateway

Insc: As above, Kelham Hall No.435 & labelled, with dimensions given
s: G. G. Scott Arch. | 20 Spring Garden (sic) | London
Pencil, pink, blue & buff-pink washes & pen (655×535)

270 Plan & elevation(s) of lodge

Scale: $\frac{1}{4}$ in to 1ft
Insc: As above, Kelham Hall - Newark Notts | J H Manners Sutton Esqr. No.437 & labelled
s: G. G. Scott Arch. | 20 Spring Gardens | London
Pen & coloured washes (505×665)

271 Elevation(s) & detail(s) of porch to lodge

Scale: 1in to 1ft, $\frac{1}{4}$ FS
Insc: (in pen) As above, Kelham Hall - Newark Notts. No.439 & labelled
s: (in pen) G. G. Scott Arch. | 20 Spring Gardens | London
Pencil & coloured washes (535×655)

272 Elev(ations) & detail(s) of 2 light window to lodge

Scale: 1in to 1ft, $\frac{1}{4}$ FS, FS
Insc: (in pen) As above, Kelham Hall - Newark No.440 & labelled, with a note
s: (in pen) Geo. Gilbert Scott | Archt | 20 Spring Gardens | London
Pencil & coloured washes (535×660)

273 Elevation(s) & details of bay window to lodge &, inset, rough detail

Scale: 1in to 1ft, $\frac{1}{4}$ FS
Insc: As above, Kelham Hall - Newark No.441 & labelled
s: G. G. Scott Arch. | 20 Spring Gardens | London
Pencil, coloured washes & pen (535×660), part of lower edge lost

274 FS detail(s) of bulkhead on roof over drawing room (i.e. roof of SE tower)

Insc: As above, Kelham Hall No.443 & (partly in pen) labelled, with dimensions given
s: G. G. Scott Arch. | 20 Spring Gardens | London
Pencil & coloured washes (535×660)

275 FS detail(s) of bulkhead on roof over drawing room (i.e. roof of SE tower)

Insc: As above, Kelham Hall No.444 & (partly in pen) labelled
s: G. G. Scott Arch. | London
Pencil & coloured washes (535×655)

- 276 FS detail(s) of dining room chimneypiece
nsc: As above, No.446 & labelled
s: G. G. Scott Arch. | 20 Spring Gardens | London
Pencil, coloured washes & sepia pen, 2 sheets pasted together (535×975), lower right corner lost
Verso: FS details
Insc: Labelled
Pencil with blue & buff washes
- 277 FS detail(s) of chimneypiece in ground-floor bedroom
Insc: As above, Kelham Hall No.448 & labelled
s: G. G. Scott Arch. | 20 Spring Gardens | London
Pencil with mauve, cream & blue washes, 2 sheets pasted together (535×970)
- 278 Plan, elevation(s) & section of ante room chimneypiece
Scale: $\frac{1}{8}$ FS
Insc: As above, Kelham Hall No.449 & (partly in pen) labelled, with dimensions given
s: G. G. Scott Arch. | 20 Spring Gardens | London
Pencil & coloured washes (535×660)
- 279 FS detail(s) of ante room chimneypiece
Insc: As above, Kelham Hall No.450 & (partly in pen) labelled, with dimensions given & a note
Pencil & coloured washes, 2 sheets pasted together (535×970), lower right corner lost
- 280 FS detail(s) of business room chimneypiece
Insc: As above, Kelham Hall No.451 & (partly in pen) labelled
s: G. G. Scott Arch. | 20 Spring Gardens | London
Pencil & coloured washes, 2 sheets pasted together (535×975), upper left corner lost
- 281 Plan & elevation(s) of business room chimneypiece
Scale: $\frac{1}{8}$ FS
Insc: As above, Kelham Hall No.452 & (partly in pen) labelled, with dimensions given
s: G. G. Scott Arch. | 20 Spring Gardens | London
Pencil with cream, grey & pink washes (535×660)
- 282 Elevation shewing finial to main gable(s)
Scale: 1in to 1ft
Insc: As above, Kelham Hall No.475 & (in pen) labelled
s: G. G. Scott Arch. | 20 Spring Gardens | London
Pencil with pink & buff washes (660×535)
- 283 FS detail of finial to main gable(s)
Insc: As above, Kelham Hall No.476 & (partly in pen) labelled, with dimensions given
s: G. G. Scott Arch. | 20 Spring Gardens | London
Pencil with buff & blue washes, 2 sheets pasted together (1295×535)
- 284 Elevation of gable to clock tower shewing finial
Scale: 1in to 1ft
Insc: (partly in pen) As above & Kelham Hall No.489
s: G. G. Scott Arch. | 20 Spring Gardens | London
Pencil with pink & cream washes (660×535)
- 285 FS detail of finial to gable(s) of clock tower & inset, rough detail
Insc: As above, Kelham Hall No.490 & labelled, with dimensions given
s: G. G. Scott Arch. | 20 Spring Gardens | London
Pencil, buff wash & sepia pen, 3 sheets pasted together (1305×535), part of upper edge lost
- 286 FS detail of finial on pilasters to parapet of main (SE) tower & inset, rough details
Insc: As above, Kelham Hall No.523 & labelled, with dimensions given
s: G. G. Scott Arch. | 20 Spring Gardens | London
Pencil, buff & blue washes & sepia pen, 5 sheets pasted together (1660×535), part of lower edge lost
- 287 FS details of finger plate & door knob to ground floor (?) doors
Insc: Title erased, labelled, with a note & (added later) First floor | East Woodbay, with notes
s: (erased)
Pencil & coloured washes, linen-backed (535×655)
- 288 FS detail(s) of finger plate & door knobs to 1st-floor doors, with alternative detail of part on a flier
Insc: As above, Kelham Hall No.525 & labelled, & (added later) Ground floor doors | East Woodbay, with notes
s: G. G. Scott Arch. | 20 Spring Gardens | London
Pencil, coloured washes & pen, linen-backed (525×655, flier 120×105)
- 289 Plan & elevation(s) of type B chimneypiece(s) in 1st-floor bedrooms
Scale: $\frac{1}{8}$ FS
Insc: (partly in pen) As above, Kelham Hall No.534 & labelled, with dimensions given & notes
s: G. G. Scott Arch. | 20 Spring Gardens | London
Pencil & coloured washes (535×660)
- 290 FS detail(s) of type B chimneypiece(s) in 1st-floor bedroom(s)
Insc: (partly in pen) As above, Kelham Hall No.535 & labelled
s: G. G. Scott Arch. | London
Pencil & coloured washes (535×660)
- 291 FS detail(s) of type B chimneypiece(s) in 1st floor bedroom(s)
Insc: (partly in pen) As above, Kelham Hall No.536 & labelled
s: G. G. Scott Arch. | 20 Spring Gardens | London
Pencil with cream, turquoise & brown washes (535×660)
- 292 Plan & elevation(s) of type A chimneypiece(s) in 1st-floor bedrooms
Scale: $\frac{1}{8}$ FS
Insc: (partly in pen) As above, Kelham Hall No.537 & labelled, with dimensions given & notes
s: G. G. Scott Arch. | 20 Spring Gardens | London
Pencil & coloured washes (535×660)
- 293 FS detail(s) of type A chimneypiece(s) in 1st floor bedroom(s)
Insc: (partly in pen) As above, Kelham Hall No.538 & labelled
s: G. G. Scott Arch. | 20 Spring Gardens | London
Pencil & coloured washes (535×660)
- 294 FS detail(s) of type A chimneypieces in 1st floor bedroom(s)
Insc: (partly in pen) As above, Kelham Hall No.539 & labelled
s: G. G. Scott Arch. | 20 Spring Gardens | London
Pencil with buff & blue washes (535×660)
- 295 FS detail of cresting on top of architrave to bedroom windows over dining room
Insc: As above, Kelham Hall No.574 & labelled, with dimensions given & a note; verso, addressed (in pen) to Mr Sheffield | Clerk of works | Kelham Hall | near Newark | Notts, stamped & franked B | Newark | Fe 6 | 61
s: G. G. Scott Arch. | 20 Spring Gardens | London
Pencil, buff & pink washes & pen (530×525)
- 296 FS details of a chimneypiece
Insc: As above, Kelham Hall No.580 & labelled
s: Geo. G. Scott, R.A. | 20 Spring Gardens | London
Pencil with grey-green & buff washes (535×660)
- 297 FS detail(s) of a chimneypiece
Insc: As above, Kelham Hall No.582 & labelled
s: G. G. Scott Arch. | 20 Spring Gard (sic) | London
Pencil & coloured washes (535×660)
- 298 Plan, elevation(s) & sections of bookcases in business room
Scale: $\frac{1}{2}$ in to 1ft
Insc: As above, Kelham Hall No.583 & labelled, with dimensions given & a note
s: G. G. Scott Arch. | 20 Spring Gard ... (lost) | London
Pencil, coloured washes & pen (515×640) lower right corner & part of right edge lost
- 299 Plan & elevation(s) of bedroom chimney(piece)
Scale: $\frac{1}{8}$ FS
Insc: As above, Kelham Hall No.585 & (partly in pen) labelled, with dimensions given & notes
s: G. G. Scott Arch. | 20 Spring Gardens | London
Pencil & coloured washes (535×655)
- 300 FS detail(s) of bedroom chimneypiece
Insc: As above, Kelham Hall No.586 & labelled
s: G. G. Scott | Arch.
Pencil & coloured washes (530×660), lower right corner & part of left edge lost
- 301 FS details of bedroom chimneypiece
Insc: As above, Kelham Hall No.587 & labelled
s: G. G. Scott | Arch.
Pencil with buff & blue-grey washes (535×660)
- 302 Elevation, section & details of bookcase(s) in business room
Scale: 1in to 1ft, FS
Insc: As above, Kelham Hall No.588 & labelled, with dimensions given
s: G. G. Scott Arch. | 20 Spring Gardens | London
Pencil & coloured washes (530×645), upper right corner & part of upper edge lost
- 303 FS details of bookcase(s) in business room
Insc: As above, Kelham Hall No.589 & labelled, with dimensions given
s: G. G. Scott Arch. | 20 Spring Gardens | London
Pencil with cream, turquoise & grey washes (635×530), lower left corner lost
- 304 Plan of music hall (S) staircase
Scale: $\frac{1}{2}$ in to 1ft
Insc: As above, Kelham Hall No.597 & labelled, with a note
s: G. G. Scott Arch. | 20 Spring Gardens | London
Pencil, coloured washes & red pen (535×660), upper right corner lost
- 305 Plan & details of ceiling to bay window of library & inset, rough detail
Scale: $\frac{1}{8}$ FS, FS
Insc: As above, Kelham Hall Newark, No.599 & labelled, with notes
s: G. G. Scott Archt | 20 Spring Gardens | London
Pencil, blue, pink & grey washes & pen (530×660)
- 306 Plan & elevation(s) of boudoir chimneypiece
Scale: $\frac{1}{8}$ FS
Insc: As above, Kelham Hall No.601 & (partly in pen) labelled, with dimensions given & a note; verso, addressed (in pen) to Mr Sheffield | Clerk of works | Kelham Hall | Near Newark | Notts & stamped (stamp removed)
s: Geo. Gilbert Scott Architect R.A. | 20 Spring Gardens | London
Pencil with grey, blue & pink washes (535×655)
- 307 Alternative plans & detail of fenders in bedrooms of inferior rooms on 1st floor & all 2nd- & 3rd-floor rooms
Scale: $\frac{1}{8}$ FS, FS
Insc: As above, Kelham Hall No.603 & labelled
s: G. G. Scott Arch. | 20 Spring Gardens | London
Pencil with blue, grey & pink washes (535×660), upper right corner lost

308 FS details of boudoir chimneypiece

Insc: As above, *Kelham Hall No.604* & (partly in pen) labelled
 s: *Geo. G. Scott Archt | 20 Spring Gardens | London | SW*
 Pencil & coloured washes (535×660)

309 FS detail of boudoir chimneypiece

Insc: As above, *Kelham Hall No.605* & (partly in pen) labelled
 s: *G. G. Scott Archt. | 20 Spring Gardens | London*
 Pencil with blue, grey & pink washes, 2 sheets pasted together (535×855), lower left corner & part of left edge lost

310 FS detail of boudoir chimneypiece

Insc: As above, *Kelham Hall No.606* & (partly in pen) labelled, with a note
 s: *G. G. Scott | Archt. | London*
 Pencil with blue, grey & pink washes, 2 sheets pasted together (670×535)

311 FS details of boundary wall &, inset, rough detail

Insc: (partly in pen) As above, *Kelham Hall No.608* & labelled, with dimensions given
 s: (in pen) *Geo. G. Scott | Archt | 20 Spring Gardens | London*
 Pencil & blue wash (535×660)

312 FS detail of termination to gatepiers

Insc: (in pen) As above, *Kelham Hall No.610* & labelled, with dimensions given
 s: (in pen) *G. G. Scott Archt. | 20 Spring Gard (sic) | London*
 Pencil with buff & mauve washes, 3 sheets pasted together (1385×535), lower left corner lost

313 Plan & elevation(s) of wall, doorway to quadrangle in same & gatepier

Scale: $\frac{1}{2}$ in to 1ft
 Insc: (partly in pen) As above, *Kelham Hall No.611* & labelled, with dimensions given & a note
 s: (in pen) *G. G. Scott Archt | 20 Spring Gardens | London*
 Pencil & coloured washes (535×660)

314 FS details of large gatepiers

Insc: (in pen) As above, *Kelham Hall No.613* & labelled
 s: (in pen) *G. G. Scott Archt | 20 Spring Gardens | London*
 Pencil & coloured washes (535×660)

315 Details of doorway to quadrangle

Scale: $\frac{1}{4}$ FS, FS
 Insc: (in pen) As above, *Kelham Hall No.614* & labelled
 s: (in pen) *G. G. Scott Archt. | 20 Spring Gardens | London*
 Pencil & coloured washes (535×660)

316 Plan of music hall chimneypiece

Scale: 1in to 1ft
 Insc: As above, *Kelham Hall - Newark* & (in pencil) labelled, with dimensions given
 s: *Geo. Gilbert Scott Archt | 20 Spring Gardens | London*
 Pen & blue wash (510×535)

317 Front elevation of music hall chimneypiece

Scale: 1in to 1ft
 Insc: As above, *Kelham Hall No.596* altered to 617 & labelled, with dimensions given
 s: *G. G. Scott Archt. | 20 Spring Gardens | London*
 Pencil, coloured washes & pen (530×655), lower right corner lost

318 Side elevation & transverse section of music hall chimneypiece

Scale: 1in to 1ft
 Insc: (partly in pen) As above, *Kelham Hall No.595* altered to 618 & labelled, with notes
 s: *G. G. Scott Archt. | 20 Spring Gardens | London*
 Pencil & coloured washes (530×665), lower left corner lost

319 Details of music hall chimneypiece

Scale: $\frac{1}{4}$ FS, FS
 Insc: (partly in pen) *Kelham Hall No.620* & labelled, with dimensions given
 s: (in pen) *G. G. Scott Archt | 20 Spring Gardens | London*
 Pencil & coloured washes, 2 sheets pasted together (535×840), lower left & upper right corners & parts of left edge lost

320 FS detail(s) of music hall chimneypiece

Insc: (partly in pen) As above, *Kelham Hall No.597* altered to 621 & labelled, with dimensions given
 s: *G. G. Scott Archt. | 20 Spring Gardens | London*
 Pencil & coloured washes (535×655)

321 FS details of music hall chimneypiece

Insc: (partly in pen) As above, *Kelham Hall No.623* & labelled
 Pencil & coloured washes, 3 sheets pasted together (1155×535), lower part lost

322 Elevation(s) & section of engine house adjoining stable block

Scale: $\frac{1}{8}$ in to 1ft
 Insc: (in pen) As above, *Kelham Hall No.636* & labelled
 s: (in pen) *G. G. Scott Archt | 20 Spring Gardens | London*
 Pencil & coloured washes (535×655)

323 Details of termination to gatepier(s)

Scale: $\frac{1}{4}$ FS, FS
 Insc: (partly in pen) As above, *Kelham Hall No.641* & labelled, with a note
 s: *G. G. Scott Archt. | 20 Spring Gardens | London*
 Pencil & coloured washes (535×655)

324 Elevation of boundary wall to garden terrace on W front, showing gate (piers)

Scale: $\frac{1}{2}$ in to 1ft
 Insc: As above, *Kelham Hall No.643* & (partly in pen) labelled, with notes
 s: *G. G. Scott Archt. | 20 Spring Gardens | London*
 Pencil with pink, cream & blue washes (535×660), lower left corner lost

325 FS detail(s) of termination to gatepier(s) in boundary wall to garden terrace on W front

Insc: As above, *Kelham Hall No.644* & labelled, with dimensions given
 s: *G. G. Scott Archt | 20 Spring Gardens | London*
 Pencil, coloured washes & pen, 2 sheets pasted together (1050×660)

326 Plan, elevation(s) & details of a bath

Scale: 1in to 1ft, FS
 Insc: (partly in pen) As above, *Kelham Hall No.646* & labelled, with dimensions given & a note; verso, addressed (in pen) to *Mr Ruddle | New Town | Peterborough*, stamped & franked *C | Newark | Oc 16 | 61*
 s: *G. G. Scott Archt. | 20 Spring Gardens | London*
 Pencil & coloured washes (530×660)

327 Plan & elevation(s) showing bricks to chimneypieces

Scale: $\frac{1}{8}$ FS
 Insc: (in pen) As above, *Kelham Hall No.647* & labelled, with a note; verso, addressed (in pen) to *Mr J. Sheffield | Clerk of works | Kelham Hall | Newark | Notts*, stamped & franked *Stoke upon Trent | B | No 23 | 61*
 s: (in pen) *G. G. Scott Archt | 20 Spring Gardens | London*
 Pencil & coloured washes (535×660)

328 Plan of paved terraces &c on E & part of S front(s)

Scale: $\frac{3}{16}$ in to 1ft
 Insc: (partly in pen) As above, *Kelham Hall No.658* & labelled
 s: *G. G. Scott Archt. | 20 Spring Gardens | London*
 Pencil & coloured washes, 2 sheets pasted together (535×950), upper left corner & part of lower edge lost

329 Elevation(s) & details of writing table for bedroom

Scale: $\frac{1}{8}$ FS, FS
 Insc: As above, *Kelham Hall No.665* & labelled
 s: *Geo. Gilbert Scott | Archt | 20 Spring Gardens | London*
 Pencil (535×660), part of upper edge lost

330 Detail of a table top showing inlaid work

Scale: $\frac{1}{4}$ FS
 Insc: As above, *Kelham Hall Nr Newark No.675* & (in pen) labelled
 s: *G. G. Scott Archt. | 20 Spring Gardens | London*
 Pencil & coloured washes (535×660)

331 FS detail(s) of a table

Insc: As above, *Kelham Hall No.677* & (partly in pen) labelled, with dimensions given
 s: *G. G. Scott Archt. | 20 Spring Gardens | London*
 Pencil & coloured washes, 2 sheets pasted together (860×535), upper left corner lost

332 Elevation(s) showing window(s), & details of main lodge

Scale: $\frac{1}{2}$ in to 1ft, FS
 Insc: (in pen) As above, *Kelham Hall No.701* & labelled, with dimensions given
 s: (in pen) *G. G. Scott Archt. | 20 Spring Gardens | London*
 Pencil & coloured washes (535×655)

333 FS detail(s) of gable to main lodge

Insc: (in pen) As above, *Kelham Hall No.702* & labelled
 s: (in pen) *G. G. Scott Archt. | 20 Spring Gardens | London*
 Pencil with pink, buff & grey washes (535×655)

334 FS details of windows to main lodge

Insc: (in pen) As above, *Kelham Hall No.703* & labelled
 s: (in pen) *G. G. Scott Archt. | 20 Spring Gardens | London*
 Pencil & coloured washes (535×655)

335 FS detail(s) of wood stair(case)

Insc: As above, *Kelham Hall No.726* & (partly in pen) labelled, with dimensions given
 s: *G. G. Scott Archt. | 20 Spring Gardens | London*
 Pencil with cream, green & grey washes (535×660)

336 FS detail(s) of wood stair(case)

Insc: As above, *Kelham Hall No.727* & labelled, with notes
 s: *G. G. Scott | Archt. 20 Spring Gardens | London*
 Pencil, cream, grey & green washes & pen (655×530), lower left & upper right corners & part of right edge lost

337 *Elevation(s) of stair(case) in angle of SE tower*
Scale: $\frac{1}{2}$ in to 1ft
Insc: (partly in pen) As above, *Kelham Hall No.725* altered to 730 & labelled
s: *G. G. Scott Archt. | 20 Spring Gardens | London*
Pencil & coloured washes (535×665), part of left edge lost

338 *Plan(s) & elevation of staircase in angle of SE tower*
Scale: $\frac{1}{2}$ in to 1ft
Insc: As above, *Kelham Hall No.724* altered to 731 & (partly in pen) labelled
s: *G. G. Scott Archt. | 20 Spring Gardens | London*
Pencil & coloured washes (535×665)

339 *FS details of staircase in angle of SE tower*
Insc: As above, *Kelham Hall No.732* (partly in pen) labelled, with dimensions given
s: *Geo. Gilbert Scott Archt. | 20 Spring Gardens | London*
Pencil & coloured washes (530×665), part of upper edge lost

340 *FS detail(s) of staircase in angle of SE tower*
Insc: As above, *Kelham Hall No.733* & (partly in pen) labelled
s: *Geo. Gilbert Scott Archt. | 20 Spring Gardens | London*
Pencil & coloured washes (535×665)

341 *Details of girder supporting 2nd floor landing to staircase in angle of SE tower*
Scale: $\frac{1}{4}$ FS, FS
Insc: (in pen) As above, *Kelham Hall No.736* & labelled
s: (in pen) *G. G. Scott Archt. | 20 Spring Gardens | London*
Pencil & coloured washes (535×660), part of right edge lost

342 *FS detail(s) of music hall chimneypiece*
Insc: (in pen) As above, *Kelham Hall No.743* & labelled
s: (in pen) *Geo. Gilbert Scott Archt. | 20 Spring Gardens | London*
Pencil with buff & violet washes (535×660)

343 *FS detail(s) of cresting to entrance gateway*
Insc: (partly in pen) As above, *Kelham Hall No.749* & labelled, with dimensions given
s: (in pen) *G. G. Scott Archt. | 20 Spring Gardens | London*
Pencil with cream & blue washes, 3 sheets pasted together (590×1120, irregular), lower left corner lost

344 *FS detail(s) of cresting to entrance gateway*
Insc: (partly in pen) As above, *Kelham Hall No.750* & labelled
s: (in pen) *G. G. Scott Archt. | 20 Spring Gardens | London*
Pencil with cream & blue washes (535×660)

345 *FS details of orchard house*
Insc: (partly in pen) As above, *Kelham Hall No.776* & labelled, with dimensions given
s: (in pen) *Geo. Gilbert Scott Archt. | 20 Spring Gardens | London*
Pencil & coloured washes (560×760)

346 *FS detail(s) of orchard house*
Insc: As above, *Kelham Hall No.777* & labelled, with dimensions given
s: *Geo. Gilbert Scott Archt. | 20 Spring Gardens | London*
Pencil, coloured washes & pen (560×755)

347 *FS detail(s) of orchard house*
Insc: (in pen) As above, *Kelham Hall No.778* & labelled, with a note
s: (in pen) *Geo. Gilbert Scott Archt. | 20 Spring Gardens | London*
Pencil & coloured washes (560×760), upper & lower right corners lost

348-369 Working drawings for house, fittings & works outside house; unnumbered (except Nos. 365-369)
348 *FS detail(s) of coping to dwarf wall flanking steps leading from entrance to N staircase*
Insc: As above, *Kelham Hall No. ...* (blank) & labelled, with dimensions given
s: *G. G. Scott Archt. | 20 Spring Gardens | London*
Pencil with buff, blue & pink washes (530×655)

349 *Elevation & details of corbel(ing) to chimney stack on S front*
Scale: $\frac{1}{2}$ in to 1ft, FS
Insc: As above, *Kelham Hall* & (partly in pencil) labelled, with dimensions given & a note
s: *G. G. Scott Archt. | 20 Spring Gardens*
Pen & buff wash (530×660)

350 *FS detail of cap to chimney shaft on SE tower*
Insc: As above, *Kelham Hall* & labelled
s: *G. G. Scott Archt. | 20 Spring Gardens | London*
Pencil with buff & blue washes (665×535)

351 *Plan(s) of floor under billiard table*
Scale: $\frac{1}{2}$ in to 1ft
Insc: As above, *Kelham Hall No. ...* (blank) & (partly in pen) labelled, with dimensions given & a note
s: *G. G. Scott Archt. | 20 Spring Gardens | London*
Pencil & coloured washes (535×665)

352 *Plan, elevation & details of boundary wall*
Scale: $\frac{1}{8}$ in to 1ft, $\frac{1}{2}$ in to 1ft, FS
Insc: As above, *Kelham Hall No. ...* (blank) & (partly in pen) labelled, with dimensions given & a note
s: *G. G. Scott Archt. | 20 Spring Gardens | London*
Pencil with mauve, grey & blue washes (535×660), lower left corner lost

353 *Elevation, section & detail of boundary wall*
Scale: $\frac{1}{2}$ in to 1ft, $\frac{1}{4}$ FS
Insc: As above, *Kelham Hall No. ...* (blank) & (partly in pen) labelled, with dimensions given
s: *G. G. Scott Archt. | 20 Spring Gardens | London*
Pencil & coloured washes (530×660), upper right corner lost

354 *Elevations of barns, showing proposed alteration, & inset, rough details*
Scale: $\frac{1}{8}$ in to 1ft
Insc: As above, *Kelham Hall No. ...* (blank) & labelled, with dimensions given
s: *G. G. Scott Archt. | 20 Spring Gardens | London*
Pen & pencil (535×655), upper right corner & part of upper edge lost

355 *Elevations of stable buildings, showing proposed remodeling, & inset, rough perspective & detail*
Scale: $\frac{1}{8}$ in to 1ft
Insc: As above, *Kelham Hall No. ...* (blank) & labelled
s: *G. G. Scott Archt. | 20 Spring Gardens | London*
Pen, pencil & buff wash (535×655), upper left corner & part of lower edge lost

356 *Elevation & details of window over gateway next clock tower between barns & stables*
Scale: 1in to 1ft, FS
Insc: As above, *Kelham Hall No. ...* (blank) & labelled, with dimensions given
s: *G. G. Scott Archt. | 20 Spring Gardens | London*
Pencil & coloured washes (530×660), lower left corner lost

357 *Elevation & section of upper stage of clock tower between barns & stables*
Scale: 1in to 1ft
Insc: As above & *Kelham Hall*, with dimensions given
s: *G. G. Scott Archt. | 20 Spring Gardens | London | SW*
Pencil & coloured washes (535×655)

358 *FS details of upper stage of clock tower between barns & stables & inset, rough detail*
Insc: As above, *Kelham Hall* & labelled, with dimensions given
s: *G. G. Scott Archt. | 20 Spring Gardens | London*
Pencil, buff, blue & pink washes & pen (535×655)

359 *Elevation(s) & detail(s) of ventilators in roof over stable*
Scale: 1in to 1ft, FS
Insc: As above, *Kelham Hall No. ...* (blank) & labelled
s: *G. G. Scott Archt. | 20 Spring Gardens | London*
Pencil with orange, grey & red washes (535×660)

360 *FS details of windows to stables*
Insc: As above, *Kelham Hall* & labelled, with dimensions given
Pencil with blue & buff washes (535×655), lower left corner lost

361 *FS details of door to terrace walls*
Insc: As above, *Kelham Hall* & labelled, with dimensions given
s: *Geo. Gilbert Scott | Archt. | 20 Spring Gardens | London*
Pen, buff & blue washes & pencil (535×655)

362 *FS details of door to terrace walls*
Insc: As above, *Kelham Hall* & labelled, with dimensions given
s: *G. G. Scott | Archt. | 20 Spring Gardens | London*
Pencil, grey, brown & pink washes & pen (535×655), part of lower edge lost

363 *Plan & transverse section of conservatory (adjoining library on S front)*
Scale: $\frac{1}{2}$ in to 1ft
Insc: As above, *Kelham Hall No. ...* (blank) & labelled, with dimensions given
s: *G. G. Scott Archt. | 20 Spring Gardens | London* altered to *G. G. Scott R.A. Archt. | 31 Spring Gardens | London*
Pencil & pink wash (560×765), part of upper edge lost

364 *S elevation & half longitudinal section of conservatory*
Scale: $\frac{1}{2}$ in to 1ft
Insc: As above, *Kelham Hall No. ...* (blank) & labelled
s: *G. G. Scott Archt. | 20 Spring Gard. | London*
Pencil & pink wash (560×770), upper & lower right corners lost

365 *Elevation(s), section & detail(s) of corbel(s) & girder support(ing) 1st-floor landing to principal (S) staircase*
Scale: $\frac{1}{2}$ in to 1ft, $\frac{1}{8}$ FS, FS
Insc: (partly in pen) As above, *Kelham Hall No.601* (sic) & labelled, with dimensions given
s: (in pen) *Geo. Gilbert Scott Archt. | 31 Spring Gardens | London*
Pencil & coloured washes (560×765)

366 *Detail(s) of principal (S) staircase*
Scale: $\frac{1}{4}$ FS
Insc: (partly in pen) As above, *Kelham Hall No.602* (sic) & labelled, with dimensions given
s: *Geo. Gilbert Scott Archt. | 31 Spring Gardens | London*
Pencil (560×770)

367 FS details of arcade supporting landings to S staircase
Insc: (in pen) As above, No.603 (sic) | *Kelham Hall Newark* & labelled
s: (in pen) *Geo. Gilbert Scott | Archt | London*
Pencil (765×560)

368 FS details of arcade supporting landings to S staircase
Insc: (in pen) As above, No.604 (sic) | *Kelham Hall Newark Notts* & labelled
s: (in pen) *Geo. G. Scott | Archt | London*
Pencil (560×765), lower right corner lost

369 FS details of principal (S) staircase
Insc: (partly in pen) As above, *Kelham Hall No.605* (sic) & labelled
s: *Geo. Gilbert Scott Archt. | 31 Spring Gardens | Charing +*
Pencil (560×765)

370-371 Working drawings for garden alcove
370 Plan & front elevation
Scale: $\frac{1}{2}$ in to 1ft
Insc: As above, *J. H. Manners Sutton Esq. | Design for garden alcove, No.3*, labelled, with dimensions given & (in pencil) *Kelham* (sic) *Hall | Notts*
Pen on tracing paper (520×640), upper right corner lost

371 FS details
Insc: (partly in pen) *J. H. Manners Sutton Esq. - Kelham Hall | Details for alcove in garden, No.5* & labelled, with dimensions given
Pencil & coloured washes, 2 sheets pasted together (335×1045), lower part lost

372 Design for pavilion in grounds
Section & details
Scale: $\frac{1}{3}$ in to 1ft approx., $\frac{1}{8}$ FS
Insc: (in pen) *Pavillion* (sic) *in grounds of | J. H. M. Sutton Esqr. Kelham Hall* & labelled
Pencil (560×770), each corner cut

1-372 Prov: Pres. on permanent loan by Newark District Council, Kelham Hall, 1976; except Nos.4, 287, 288, 370, G. G. Scott Jnr & J. O. Scott, 1975
Lit: BN, IV, 1858, p.1172; *Builder*, XVIII, 1860, p.205; BN, VII, 1861, pp.542-543; *ASR*, VI, 1861-62, pp.cvi-cviii; *Builder*, XXI, 1863, p.237; Eastlake, appendix, No.156; *Recollections*, p.212; F. O. Morris (ed.), *A Series of picturesque views of seats ...*, Vol.4, n.d., p.43; Pevsner, *Notts*, 1951, p.87; M. Girouard, 'Kelham Hall, Nottinghamshire', *CL*, CXLI, 1967, pp.1230-1233, 1302-1305; M. Girouard, *The Victorian country house*, Oxford 1971, pp.108-111 & pls.209-217
Scott had, in 1857, carried out minor alterations to the previous house, which, with the exception of the service wing, was destroyed by fire in the same year. The new house was built 1859-61. The contractor was William Cubitt & Co., the clerk of works was Mr Sheffield and stone carving was executed by Farmer. A contract for 'interior fittings and finishings' was concluded with Ruddle of Peterborough in 1860 (see No.4). Scott exhibited drawings and photographs of the house at the AE 1863, Nos.143, 144 & 147.

[63] KING'S LYNN (Norfolk): Church of St Margaret
Rough design for lantern to crossing tower, unexecuted; contract drawings for restoration, c.1873 (6):
1 Rough design for lantern to crossing tower
Perspective
Insc: *S Margarets | Lynn | Central tower* & labelled
Pencil on tracing paper, backed with tracing paper (580×375)

2-6 Contract drawings for restoration
2 Plan

Insc: Labelled, including date *Oct 10/73*, with dimensions given, *Examined and approved | A. M. Hopper | Archdeacon of Norwich | 8 Feby 1873 & Approved | March 17. 1873 | John E Norwich* (Bishop Pelham)
Pen & coloured washes, cartridge-backed (650×985)

3 S elevation, with modified elevation of crossing tower & chancel roof pasted over
Pen & wash with brown wash, cartridge-backed (660×985); modification pencil, 2 sheets pasted together (120×370)

4 W elevation
Pen & wash with brown wash, cartridge-backed (825×645)

5 E elevation, N elevation & section of porch & transverse section through chancel looking E
Pen with blue-grey & brown washes, cartridge-backed (645×870)

6 Longitudinal section looking N
Pen with blue-grey & brown washes, cartridge-backed (650×880)

2-6 Scale: $\frac{1}{8}$ in to 1ft
Insc: As above, *St Margarets Church | Lynn, No.1* to *No.5* respectively, (except No.4, in red pen) *The chancel not to be estimated* or similar (partly lost from No.3), (against SW tower on Nos.3 & 4, in red pen) *The spire &c not to be estimated* or similar & (Nos.2-6) *Wm Bell & Sons*
s: *Sir G Gilbert Scott R.A | 31 Spring Gardens | London*

1-6 Prov: C. M. O. Scott, 1953
Lit: *Builder*, XXV, 1867, p.338; XXXIII, 1875, p.410; BN, XXXII, 1877, p.378
Scott was consulted in 1867. Between 1873 and 1875 he restored the church with the exception of the chancel, which was restored by Ewan Christian, architect to the ECE. Neither the lantern shown on No.1 nor the spire to the SW tower shown on Nos.3 & 4 was executed.

KINGSTON-UPON-HULL (Yorks)
See HULL [60]

[64] KIRBY HILL (Yorks): Church of All Saints
Working drawing for weathercock
FS detail
Insc: *Kirby Hill Church | Weather cock*, with notes
s: *G G Scott R.A. Archt | 31 Spring Gardens*
Pencil & orange wash on linen (430×570)
Prov: G. G. Scott Jnr & J. O. Scott, 1975
Lit: *Builder*, XXVII, 1869, p.591; *Architect*, III, 1870, p.240; *Builder*, XXVIII, 1870, p.391
Restoration, enlargement and refitting were in progress in 1869, and the church was reopened around May 1870. The contractor was Shaftoe & Barry of York, and the clerk of works Alfred Roome.

[65] KIRTLINGTON (Oxon): Church of St Mary the Virgin
Contract drawings for restoring chancel, c.1875 (7):
1 Plan
Insc: As above & labelled, with dimensions given
Pen & coloured washes (350×515)

2 Longitudinal section looking N
Pen & wash with brown wash (350×515)

3 Longitudinal section looking S
w/m: J. Whatman 1875
Pen & wash with brown wash (350×515)

4 Transverse section(s) looking W & E
Pen & wash with brown wash (355×515)

5 N elevation
Pen & wash with pink wash (355×515)

6 S elevation
w/m: J. Whatman 1875
Pen & wash with pink & brown washes (355×520)

7 E elevation
Pen (520×355)

1-7 Scale: $\frac{3}{16}$ in to 1ft
Insc: As above, *St Mary the Virgin, Kirtlington | Proposed restoration, No.1* to *No.7* respectively & *Franklin & Sons*
s: *Sir G. Gilbert Scott, R.A. | Spring Gardens, London*
Prov: C. M. O. Scott, 1975
MSS: Ledger I, p.18
Lit: *VCH: Oxon*, Vol.6, 1959, p.230
Chancel restoration was carried out in 1877 at the expense of Sir Henry Dashwood of Kirtlington Park.

[66] LEEDS (Yorks): Church of All Souls, Blackman Lane
Preliminary design, c.1875; contract drawings, 1877; design (18):
1-9 Preliminary design (with central tower)
1 Ground plan

2 Foundation plan

1-2 w/m: J. Whatman 1875
Pen & wash (495×660)

3 N elevation

4 S elevation

3-4 w/m: J. Whatman 1875
Pen (495×660)

5 W elevation & transverse section thro' nave looking E
Pen & wash (495×660)

6 E elevation & transverse section through chancel looking E
Pen & wash (495×665)

7 Transverse section(s) thro' nave looking W & thro' tower looking E
Pen & wash (490×660)

8 Longitudinal section looking S
w/m: J. Whatman 1875
Pen & wash (470×665)

1-8 Scale: $\frac{1}{8}$ in to 1ft
Insc: As above, 'Hook Memorial Church' Leeds, (except No.8) *No.1* to *No.7* respectively & labelled, with (except Nos.3, 4, 7) dimensions given
s: *Sir G. Gilbert Scott R.A. Architect | 31 Spring Gardens, London. S.W.* or similar

9 Perspective from SW [Fig.10]
Insc: As above & 'Hook Memorial Church'. Leeds
s: *Sir Gilbert Scott R.A. Architect | London*
Pen (450×440)

10-17 Contract drawings

10 Ground plan
Insc: With table of accommodation & (in pencil) *To be on double page | with the two views already in hand | as you can arrange best*
Pen with blue & red pen (495×665)

11 Foundation plan
Pen with red & blue pen (495×660)

12 S elevation
w/m: J. Whatman 1876
Pen & red pen (495×665)

3 *W* elevation & transverse section thro' nave looking E
Pen (495×660)

14 Longitudinal section looking S
w/m: J. Whatman 1876
Pen & red pen (495×665)

10-14 Insc: As above & (stamp) *Accepted* /
22 Jun 1877

15 Transverse section through nave looking *W*
Pen (490×665)

16 *E* elevation & transverse section through chancel
looking E
w/m: J. Whatman 1877
Pen (495×665)

17 *N* elevation
Pen & red pen (495×655)

10-17 Scale: $\frac{1}{8}$ in to 1ft
Insc: As above, "Hook Memorial Church" Leeds, No.1,
No.2 & No.4 to No.9 respectively, (Nos.10, 11, 16)
labelled, with (Nos.10, 11) dimensions given & *This is*
one of the drawings referred to in the agreement dated this
... day of ... (No.17) 1877 | Thomas Whiteley
s: Sir G. Gilbert Scott R.A. Architect | 31, Spring
Gardens, London or similar

18 Design (with NW tower, shown in outline on
No.10)
Perspective of church, pasted to sheet, & tower from
SW
Insc: (in pencil) *All Souls' Leeds*
s: WSW (William Samuel Weatherley)
Pen (330×470, perspective of church 225×285, cut
to shape of design)

1-18 Prov: C. M. O. Scott, 1953 (Nos.1, 3, 5, 6, 8-14)
& 1975 (Nos.2, 4, 7, 15-18)
MSS: Ledger I, p.67; Ledger II, pp.51-52
Lit & reprd: *British Architect*, VI, 1876, p.124;
Builder, XXXIV, 1876, p.890; BN, XXXI, 1876,
p.248; *British Architect*, IX, 1878, p.65; XIII, 1880,
p.58; *Builder*, XXXVIII, 1880, pp.160 (interior
perspective looking E illus.), 167; BN, XXXVIII,
1880, pp.177, 276, 286-287 (plan & interior
perspective looking E illus., No.18 reprd); Pevsner,
Yorks WR, 1967, pp.323, 637; D. Linstrum, *Historic*
architecture of Leeds, Newcastle upon Tyne 1969, p.87
The church was built as a memorial to the Rev.
Walter Farquhar Hook, Vicar of Leeds 1837-59
and Dean of Chichester 1859-75. The foundation
stone was laid 2 September 1876 and the church was
consecrated 29 January 1880. The clerk of works
was G. W. Wood. The pulpit was executed by Hill
and the reredos by Farmer & Brindley. The
tower was built 1890-1908. See also Scott, George
Gilbert Jnr & Scott, John Oldrid [4]; Scott, John
Oldrid [38]; Scott, John Oldrid & Scott, Charles
Marriott Oldrid [13].

LEEDS (Yorks): Church of St Andrew, Cavendish
Street, Burley
See Scott, George Gilbert Snr & Moffatt, William
Bonython [2]

[67] LEEDS (Yorks): Church of St John the
Evangelist, Sweet Street, Little Holbeck
Design, c.1848 (9):
1 Plan
Insc: Labelled
Pencil (495×660)

2 Transverse section through nave &c looking E
Insc: As above, with dimensions given
Pen & wash with buff & cream washes, cartridge-
backed (510×710)

3 Longitudinal section looking N
Pen, coloured washes & red pen, cartridge-backed
(505×705)

4 *E* elevation
Pen & wash with buff wash (520×730), lower left
corner lost

5 *S* elevation
Pen & wash with buff & olive washes (515×730),
lower right corner lost

6 *W* elevation
Pen & coloured washes, cartridge-backed (520×725),
lower right corner lost

7 *N* elevation
Pen & wash with buff & olive washes (520×735)

2-7 Insc: As above, *Design for the new church* | Leeds &
No.2 to No.7 respectively
s: (partly lost from Nos.2 & 6) Geo: Gilbert Scott |
Architect | 20 Spring Gardens | London
w/m: J. Whatman Turkey Mill 1848

8 Unfinished longitudinal section looking N
Insc: (in pencil) *Jas Marshalls church* | Leeds
Pen & wash with brown wash, cartridge-backed
(540×685)

1-8 Scale: $\frac{3}{16}$ in to 1ft

9 Interior perspective from NW
Pencil & watercolour, backed with cartridge & linen
(755×540)
Exhib: RA 1851, No.264

1-9 Prov: C. M. O. Scott, 1953 (Nos.1-6, 8, 9); G. G.
Scott Jnr & J. O. Scott, 1975 (No.7)
Lit: *Builder*, VIII, 1850, p.531; *Ecclesiologist*, XII, 1851,
p.192; R. V. Taylor, *The Ecclesiae leodienses ...*, London
& Leeds 1875, pp.381-385
The church was built at the expense of the brothers
James Garth Marshall MP and Henry Cowper
Marshall. The foundation stone was laid
7 November 1847 and the church was consecrated
2 November 1850. The contractor was William
Cooper of Derby. The church was dem. 1938.

[68] LEOMINSTER (Herefs): Priory church of St
Peter & St Paul
Contract drawings for restoration, showing also
proposed apse, 1876 (3):
1 Plan
Insc: As above, labelled & (in red pen) *Arch and* | *apse*
not included in estimate
w/m: J. Whatman 1874
Pen & coloured washes, cartridge-backed (590×875)

2 *W* elevation
Insc: As above & (in pencil) *No copy of this required* |
... (illegible signature)
Pen & wash with brown wash (580×850)

3 Longitudinal section looking S
Insc: As above & (in red pen) *Arch and apse* | *not*
included in estimate
Pen & coloured washes, cartridge-backed (575×870)

1-3 Scale: $\frac{1}{8}$ in to 1ft
Insc: As above, *S.S. Peter and Paul Leominster* |
Proposed restoration, No.1, No.2 & No.6 respectively &
Charles Edwards
s: Sir G. Gilbert Scott R.A. | *Spring Gardens* | London
or similar
Prov: C. M. O. Scott, 1953
MSS: Ledger I, pp.8, 69; Ledger II, p.53

Lit: BN, XI, 1864, p.539; *Builder*, XXIV, 1866,
p.547; BN, XIII, 1866, p.470; XXXV, 1878, p.252;
Sir G. G. Scott, *An Appeal to the county and diocese*
of Hereford, for help in carrying out the extensive
restoration of the priory church of Leominster, Leominster
n.d. [c.1878]; BN, XXXVI, 1879, p.646
Scott reported on the church in 1863. He restored
the Norman nave 1864-66, and the S nave and
S aisle 1876-79. Ledger II records that a contract
was concluded with Edwards in June 1876. The
church was reopened 27 May 1879.

[69] LICHFIELD (Staffs): Cathedral church of the
Blessed Virgin Mary & St Chad
Design for rearranging & refitting choir &
sanctuary, c.1857-59; design & contract & working
drawings for restoring W front, c.1874-77 (7):
1 Design for rearranging & refitting choir &
sanctuary
Ground plan of proposed arrangements of choir
Scale: $\frac{1}{4}$ in to 1ft
Insc: As above, *Lichfield Cathedral* & labelled, with
dimensions given; verso, addressed to Mr Barliss
(sic) | 20, Spring Gardens | Charing Cross | London &
franked ZE | London | MR 15 | 59
s: G. G. Scott, A.R.A. | XX, Spring, Gardens | London,
S.W.
w/m: J. Whatman 1857
Pen & wash with blue & brown washes (640×980),
split into 2 pieces, part of left edge lost, affecting plan

2-7 Design & contract & working drawings for
restoring W front
2 Outline plan
Scale: $\frac{1}{8}$ in to 1ft
Insc: As above, *Lichfield Cathedral* | *Restoration of west*
front, No.2 & (in red pen) labelled
s: Sir G. Gilbert Scott, R.A. | *Spring Gardens* | London
Pen & wash on tracing paper, backed with
Japanese paper (505×695), part of right edge lost

3 *W* elevation
Scale: $\frac{1}{8}$ in to 1ft
Insc: As above, *Lichfield Cathedral* | *Restoration of west*
front, No.1, labelled & (stamp) John Thompson | No.43 |
Wood Street | *Peterborough* | 28 Mar 77
Pen with buff, blue & brown washes on tracing paper
(720×520)

4 *E* elevation of NW tower & *N* elevation of 2 bays of N
aisle & part of NW tower
Scale: $\frac{1}{4}$ in to 1ft
Insc: As above, *Lichfield Cathedral, No.5 & John*
Thompson
s: Sir G. Gilbert Scott, R.A. | *Spring Gardens* | London
w/m: (backing sheet) J. Whatman 1874
Pen on tracing paper, backed with cartridge & linen
(545×635)

5-6 Details of mouldings
Scale: $\frac{1}{8}$ FS
Insc: As above, *Lichfield Cathedral* | *Restoration of west*
front, No.3 & No.4 respectively, labelled & (stamp)
John Thompson | No.43 | *Wood Street* | *Peterborough* | 28
Mar 77
Pen with red & blue washes on tracing paper,
backed with Japanese paper (545×715), upper right
corner & part of right edge lost, (530×725), upper
left & right corners & parts of left & right edges lost

7 FS (?) detail of ashlar face on lower stage of west front,
showing old & new face(s)
Insc: As above, *Lichfield Cathedral*, labelled, *Signed by*
Sir Gilbert Scott, Copy 17 & (stamp) John Thompson |
No.43 | *Wood Street* | *Peterborough* | 25 Jul 77
Pencil with blue & red crayon on tracing paper
(245×220)
1-7 Prov: Thompson, 1974 (Nos.2, 3, 5-7); C. M. O.
Scott, 1975 (Nos.1, 4)

MSS: Letter from G. F. Watts to Scott, d. 7 July 1868; letter from Dean Bickersteth to Scott, d. 1 September 1875; MS of *Recollections*, Vol.3, pp.289-296: specification of works for restoration of W front, d. (addenda sheet) 20 March 1877; copy of the above stamped 'John Thompson / No.43 / Wood Street / Peterborough / 15 Jun 1877'; Ledger I, p.78; Ledger II, pp.55-56, 73

Lit: *Builder*, XVII, 1859, p.796; *Ecclesiologist*, XX, 1859, pp.400-402 (perspectives of choir & sanctuary looking E & W illus. pls opp. p.401); *Builder*, XVIII, 1860, p.584; *BN*, VI, 1860, p.684; *CEAJ*, XXIII, 1860, 2 pls opp. p.29 (perspectives of choir & sanctuary looking E & W illus.) & pp.29-30; *BN*, VII, 1861, pp.769, 889-890, 928-931 (choir screen illus.); *CEAJ*, XXIV, 1861, pl. opp. p.1 (perspective of Lady chapel from N chancel aisle illus.) & pp.4, 315-317; *Ecclesiologist*, XXII, 1861, pp.390-393; G. G. Scott, *A Sketch of the restorations completed and in progress in Lichfield cathedral*, Lichfield 1861; *Builder*, XXII, 1864, pp.864-866 (recedos illus. p.865); *XXVI*, 1868, p.810; *Architect*, II, 1869, p.159; *Builder*, XXVII, 1869, p.273; *Architect*, VII, 1872, p.29; *Builder*, XXX, 1872, pp.14-15; *XXXIV*, 1876, p.1225; *XXXV*, 1877, p.671; *BN*, XXXII, 1877, p.685; *Recollections*, pp.291-298; E. Christian, *Report ... on the state of the fabric of the cathedral church of Lichfield*, Lichfield 1880 [report dated March 1872]; *BN*, XLI, 1881, pp.42, 866; *XLIV*, 1883, p.848; *XLVI*, 1884, p.861; J. G. Lonsdale, *Recollections of the internal restoration of Lichfield cathedral*, Lichfield 1884; J. G. Lonsdale, *Recollections of work done in and upon Lichfield cathedral from 1856 to 1894*, Lichfield 1895; *VCH: Staffs*, Vol.3, 1970, pp.194-195; Pevsner, *Staffs*, 1974, pp.177-186 *passim*

In 1855 a report on how the choir and sanctuary might be restored and refitted was produced by a committee comprising Benjamin Ferrey, A. J. B. Beresford-Hope, the Rev. J. L. Petit, Scott and Sydney Smirke, who had restored the S aisle of the nave 1842-46. Preliminary work was carried out by Smirke in 1856, but in 1857 plans which Scott had prepared were accepted in preference to Smirke's, and it was under Scott's direction that work was resumed in October 1857. Scott removed James Wyatt's work and erected a new altar screen, choir screen, choir stalls and throne. Woodwork was executed by William Evans of Ellastone, metalwork by Skidmore of Coventry and sculpture on the altar screen by John Birnie Philip. When work on the choir and sanctuary was sufficiently advanced, Scott turned his attention to the restoration of the interior of the nave. The cathedral was reopened 22 October 1861. Scott urged the restoration of the W front, which had been cemented in the 1820s, as early as 1864, when he was instructed to produce drawings. He was instructed to prepare a design for a new W window in 1866; his design was approved in 1867 and carried out in 1869. Ewan Christian urged the restoration of the remainder of the front in a report in 1872. Scott's designs were finalized in 1876-77, and the principal contract for the execution of this work was concluded with John Thompson of Peterborough 30 May 1877. The restored W front was dedicated 29 May 1884. Work on the crossing tower was carried out by Thompson in 1879. Scott was also responsible for the design of a new nave pulpit (c.1868), of the monuments to Bishop Lonsdale (1872), Dean Howard (1872) and Archdeacon Moore (1878-79), and of the memorial chapel to Bishop Selwyn (1879-82). The successive clerks of works at the cathedral were George Clark, Mr Vickers and J. T. Irvine. (Information partly from Mr R. B. Lockett.)

A lithograph of the choir and sanctuary by J. D. Wyatt was exhibited at the AE 1861, No.11, and a drawing of the choir and sanctuary by J. D. Wyatt at the RA 1862, No.904. Further drawings are in the Lichfield Joint Record Office and the V & A; a MS report is in the Department of Manuscripts, British Library.

See also Scott, George Gilbert Jnr & Scott, John Oldrid [5]; Scott, John Oldrid [39].

[70] LINCOLN: Cathedral church of the Blessed Virgin Mary

Design & preliminary working drawing for choir pulpit (2):

1 Perspective of a hexagonal pulpit with single-shaft support & canopy, as executed, with perspective of alternative support, consisting of 1 central & 6 outer columns, not as executed, on a flier
Sepia pen, linen-backed (450 × 305, flier 95 × 120, irregular)

2 Plan & elevations of shafts supporting pulpit, showing a support consisting of 7 shafts, as does flier on No.1, though capitals & bases of the outer shafts differ
Scale: 1/4 FS

Insc: As above, *Pulpit Lincoln Cathedral* & labelled s: G G Scott R.A. / *Architect* / 31 Spring Gardens
Pencil (650 × 390, irregular)

1-2 Prov: Pur., 1969 (No.1); Thompson, 1974 (No.2)
Lit: *AASR*, VI, 1861-62, p.xciv; *Builder*, XXIV, 1866, pp.892-893, 962

Scott was elected an honorary member of the Lincoln Diocesan Architectural Society around 1861 after he had supplied a design and working drawings for the pulpit, which was given by the society in recognition of the services of the Rev. Edward Trollope, Prebendary of Lincoln, later Archdeacon of Stow and Bishop of Nottingham. It was executed by Ruddle & Thompson of Peterborough, with carving by Jay, and erected in 1866. See also Nicholson, Sir Charles Archibald [30]

[71] LITTLEPORT (Cambs): Church of St George
Design for restoration, enlargement & refitting

Plan

Scale: 3/16 in to 1 ft

Insc: Verso (in pencil) *Fellwill* (erased) / *Mr Canon Sparke's church*

Pen on tracing paper (655 × 1010)

Prov: G. G. Scott Jnr & J. O. Scott, 1975

According to Pevsner, *Cambs*, 1970, p.429, the church was enlarged to designs of S. S. Teulon in 1857.

See also Travers, Howard Martin Otho [86].

[72] LONDON: Albert memorial, Hyde Park (Kensington), Kensington & Chelsea
Design & working drawing (2):

1 Front elevation

Scale: 1/4 in to 1 ft

Insc: As above, *1/4 scale scale for proposed reduction & 1/5 scale prescribed scale*

Pen, backed with Japanese paper (1060 × 875, with lunette-shaped top)

2 Front elevation, omitting spire & sculpture

Scale: 1/2 in to 1 ft

Insc: As above, *The Prince Consort Memorial* / No.3, with dimensions given & notes on materials

s: Geo. Gilbert Scott R.A. / *Architect* / 20 Spring Gardens / London

Pen & coloured washes, cartridge-backed (1290 × 935)

1-2 Prov: C. M. O. Scott, 1953

MSS: Letter from Scott to the Dean of Windsor, d. 29 April 1862; letter from Sir Charles Eastlake to Scott, d. 10 May 1862; letter from Lt-Gen. Grey to Scott, d. 29 April 1863; part of letter to Scott, written from Osborne, d. 6 May 1863; letter from Lt-Gen. Grey to Scott, d. 7 May 1863; letter from Henry Cole to Scott d. 18 February 1864; letter from Sir Charles Eastlake to Scott, d. 6 March 1865; letter from Scott to Gen. Grey, d. 14 January 1868; letter from Gen. Grey to Scott, d. 10 December 1869; MS of *Recollections*, Vol.3, p. 220 (see Stamp, pp.65-66)

Lit: *Builder*, XX, 1862, pp.348, 422, 547-548, 568 (site plan illus.); *BN*, VIII, 1862, p.363; *Builder*,

XXI, 1863, pp.31, 80, 167, 233, 276-277, 312-313, 361, 370 (plan illus.), 371 (perspective illus.), 794; *BN*, IX, 1863, pp.110, 383; X, 1863, pp.249-250, 307-308, 328-329; *ILN*, XLIII, 1863, pp.48-49 (perspective illus.), 51; *Builder*, XXII, 1864, pp.911-912; *ILN*, XLVI, 1865, pp.49 (perspective during construction illus.), 50; *Art Journal*, n.s. V, 1866, pp.202-203; *Builder*, XXIV, 1866, pp.134, 341-342; *Art Journal*, n.s. VI, 1867, pp.13-15; *Builder*, XXV, 1867, pp.588, 590 (fêche & cross illus.); *Art Journal*, n.s. VII, 1868, pp.239-240; *Builder*, XXVI, 1868, p.908; *Architect*, VIII, 1872, pp.2-3; *Builder*, XXX, 1872, p.909; *BN*, XXIII, 1872, pp.1-2; Eastlake, appendix, No.241; *Handbook to the Prince Consort national memorial*, 1872 (& subsequent editions); *Architect*, X, 1873, pp.291, 304-305; *Builder*, XXXI, 1873, pp.917-918, 926 (details illus.); [D. C. Bell] & Sir G. G. Scott, *The National memorial to His Royal Highness the Prince Consort*, 1873; J. Dafforne, *The Albert memorial, Hyde Park: Its history and description*, n.d. [1877]; *Recollections*, pp.225, 262-270, 279; Mrs Esdaile, 'Battles royal: No.III - the Albert memorial', *A & BN*, CXXIX, 1932, pp.47-49; C. Handley-Read, 'The Albert memorial reassessed', *CL*, CXXX, 1961, pp.1514-1516; P. Ferriday, 'Syllabus in stone', *AR*, CXXXV, 1964, pp.422-428; J. Physick, *Designs for English sculpture 1680-1860*, 1969, pp.42-43, 190-193; J. Physick & M. Darby, 'Marble Hall', V & A exhibition catalogue, 1973, pp.213-214; Survey of London, XXXVIII, *The Museums area of South Kensington & Westminster*, 1975, pp.148-176, frontispiece & pls.40-47

The Prince Consort died on 14 December 1861, and in January 1862 the Lord Mayor of London, William Cubitt, convened a meeting at which it was resolved that a monument should be erected to his memory. Funds were provided by public subscription and by vote of Parliament. Hyde Park having been chosen as the site of the monument, a jury was appointed, comprising the Earl of Clarendon, William Cubitt, the Earl of Derby and Sir Charles Eastlake, and a panel of architects, comprising T. L. Donaldson, P. C. Hardwick, James Pennethorne, Scott, Sydney Smirke, William Tite and Matthew Digby Wyatt. Various solutions were suggested, including that of a monolithic obelisk, which was found to be impracticable. Designs for a hall of science and a monument were invited, and in December 1862 designs were submitted by Charles Barry Jnr, E. M. Barry, Donaldson, Hardwick, Pennethorne, Scott and Wyatt. Scott's design for the monument was chosen, as was announced on 22 April 1863. The principal contract for the execution of the monument was concluded with John Kelk on 18 April 1864. Work on the foundations was commenced 6 May 1864. The plinth was completed in December 1865 and the canopy in May 1867. The fêche was erected in August 1867 and the cross was fixed 12 June 1868. The memorial was inspected by Queen Victoria and opened to the public in July 1872. However, it remained incomplete until the statue of the prince was placed in position in 1876.

Scott recorded that George Gilbert Scott Jnr was responsible for the drawing submitted to the jury and that the working drawings were prepared by Richard Coad and John Oldrid Scott. Coad also acted as sub-architect. Carving was executed by Farmer & Brindley, the metalwork of the gables, fêche &c by Skidmore and enamel mosaics by Salvati, to designs of J. R. Clayton. Various artists were responsible for figure sculpture: three, H. H. Armistead, J. B. Philip and J. F. Redfern, were nominated by Scott. The statue of the prince was modelled by J. H. Foley. Further drawings are in the Public Record Office and the V & A. See also [159].15, 23, 27, 37, 61; Barry, Charles Jnr; Donaldson, Thomas Leverton; Hardwick, Philip Charles [13].

LONDON: Christ Church, Hampstead, Camden
See Scott, George Gilbert Jnr [43]. 3-4

[73] LONDON: Christ Church, Lee (Kent), Lewisham Working drawing
Plan & section(s) of foundation
 Scale: $\frac{1}{8}$ in to 1ft
 Insc: As above, *New church Lee* & labelled, with dimensions given
 s: G. G. Scott Archt... | 20 Spring Gard... | Lond... (parts lost)
 Pen & wash with blue-grey & pink washes on tracing paper (495×625), upper right corner lost
 Prov: G. G. Scott Jnr & J. O. Scott, 1975
 Lit: *Builder*, XI, 1853, p.583; M. H. Port, *Six hundred new churches*..., 1961, pp.146-147, 187
 A Commissioners' church. The foundation stone was laid 3 September 1853, and the church was consecrated in 1854. The contractor was Piper & Son. The tower and spire were built 1875-77 to designs of E. F. C. Clarke which were approved by Scott (BN, XXIX, 1875, pp.8, 15). The church is now demolished.

[74] LONDON: Church of St Andrew, Ashley Place, Westminster
 Working drawing
Plan & half exterior, half interior elevation(s) of W window
 Scale: 1in to 1ft
 Insc: As above & *New church Westminster*
 s: G. G. Scott Archt | 20 Spring Gardens | London
 Pen & wash with cream & blue-grey washes on tracing paper (700×485)
 Prov: G. G. Scott Jnr & J. O. Scott, 1975
 Lit: *ILN*, XXV, 1854, p.504 (exterior perspective from NW illus.); *Ecclesiologist*, XVII, 1856, p.422; M. H. Port, *Six hundred new churches*..., 1961, pp.156-157, 187
 A Commissioners' church. The foundation stone was laid 26 May 1854, and the church was consecrated 12 June 1855. The contractor was George Myers. The church was dem. c.1953.

[75] LONDON: Church of St John the Evangelist, Shirley (Surrey), Croydon
 Preliminary design; design; working drawings (10):
 1 Preliminary design
 S, E & W elevations of tower & spire
 Scale: $\frac{1}{8}$ in to 1ft
 Insc: (in red pen) *Shirley Church*
 Pen on tracing paper with pencil added (225×325)

2-7 Design
 2 *Plan*
 Insc: As above & *New church Shirley | Surrey | No.1*, with (partly added) dimensions given
 Pen on tracing paper with pencil added (395×655), much of right side lost, affecting plan

3 Outline plan; sections through ground, foundations & floor
 Insc: As above, *Plan of Shirley | New church No.1.A* & labelled, with dimensions given
 Pencil on tracing paper (400×665)

4 *Elevation & transverse section(s) through chancel & nave* looking E
 (415×635)
 Insc: As above, *S. Margaret's Church Westminster. No.6*, labelled & Geo Dobson

5 *W elevation & transverse section through nave* looking W
 (490×540), much of right side & lower right corner lost

6 Longitudinal section looking N
 (505×755), upper right corner lost

4-6 Insc: As above & *New church Shirley | Surrey (sic) | No.2 to No.4* respectively
 s: (except No.5) G. G. Scott Archt | 20 Spring Gardens | London
 Pen on tracing paper

7 *S elevation*
 Insc: As above & *New church Shirley | (in pencil) No.5*
 Pen on tracing paper, backed with Japanese paper (505×720), upper & lower right corners & parts of left & upper edges lost

2-7 Scale: $\frac{1}{8}$ in to 1ft

8-10 Working drawings
 8-9 Details of nave & aisles
 Scale: $\frac{1}{2}$ in to 1ft
 Insc: Labelled
 8 Pencil on tracing paper (530×760), upper left corner lost
 9 Pencil & pink wash on tracing paper (505×755)

10 Detail of *jamb of chancel arch*
 Scale: $\frac{1}{8}$ FS
 Insc: As above & *New church Shirley (sic)*, with dimensions given
 Pencil on tracing paper (490×460), lower left corner lost

1-10 Prov: G. G. Scott Jnr & J. O. Scott, 1975
 Lit: *Ecclesiologist*, XV, 1854, p.354; *Builder*, XIV, 1856, p.401; *CEAJ*, XIX, 1856, p.278; Nairn & Pevsner, *Surrey*, 1971, p.458
 The church was designed c.1854 and was consecrated in July 1856. The contractor was William Harris of Croydon. See also Travers, Howard Martin Otho [134].

[76] LONDON: Church of St Margaret, Westminster
 Design & contract drawings for restoration & refitting, c.1877 (4):
 1-2 Design
 1 Interior perspective looking E
 Insc: *Proposed alterations. S. Margaret. Westminster*
 s: Sir G. Gilbert Scott R.A.:
 Pen (670×520)

2 Elevation of reredos
 Scale: 1in to 1ft
 Insc: *Church of S. Margaret. Westminster - Design for reredos*, with (in pencil) notes
 s: Sir G. Gilbert Scott R.A.: London
 w/m: J. Whatman 1877
 Pen (450×645)

3-4 Contract drawings
 3 *Plan & inset, plan of gallery*
 Scale: $\frac{1}{8}$ in to 1ft
 Insc: As above, *S. Margaret's Church Westminster. No.1 | Proposed refitting*, labelled, with (in pencil) dimensions given, *Submitted to the Vestry this day | July 26. & approved. 1877 | F W Farrar DD | Rector & Chairman, Approved | J Londin (Bishop Jackson) & Geo Dobson s & d: Sir G. G. Scott. R.A. | Spring Gardens | London | Feb. 19. 1877*
 Pen & coloured washes, 2 sheets pasted together, cartridge-backed (540×740)

4 Part-plan, transverse section showing ordinary principals & details of nave & chancel ceilings
 Scale: $\frac{1}{2}$ in to 1ft, $\frac{1}{4}$ FS
 Insc: As above, *S. Margaret's Church. Westminster. No.6*, labelled & Geo Dobson
 s: Sir G. Gilbert Scott R.A. | Spring Gardens London
 Pencil & coloured washes (640×450)

1-4 Prov: C. M. O. Scott, 1953
 MSS: Ledger I, p.20
 Lit: *British Architect*, VI, 1876, p.141; *Builder*, XXXIV 1876, p.24; BN, XXXI, 1876, p.511; *Builder*, XXXVI, 1878, pp.720-721; BN, XXXV, 1878, p.23
 The church was reopened 30 June 1878 after restoration and refitting. A further drawing is in the Public Record Office. See also Seddon, John Pollard [18].

[77] LONDON: Church of St Mary Abbots, High Street (Kensington), Kensington & Chelsea
 Unexecuted design for pulpit; designs for reredos, c.1875 & c. (4):

1 Unexecuted design for pulpit
 $\frac{1}{2}$ *plan(s) & elevation*
 Scale: 1in to 1ft
 Insc: As above & *S. Mary Abbots. (sic) Kensington | Pulpit*
 s: G. G. Scott. R.A. | Architect
 Pen & blue wash (670×470)

2-4 Designs for reredos
 2 Elevation [Fig.22]
 Insc: *St Mary Abbots (sic) Church. Kensington | Design for reredos*
 s: Sir Gilbert Scott R.A. Architect
 Pen, pencil & gold paint (520×730)

3 Elevation
 Insc: *St Mary Abbots (sic) Church. Kensington | Sketch for reredos*
 s: Sir Gilbert Scott R.A. Architect
 w/m: J. Whatman 1875
 Pen & pencil (565×780)

4 Elevation, the 5 niches of the reredos left blank
 Insc: *S. Mary Abbots. Kensington | Sketch for reredos*
 s: Sir G. Gilbert Scott R.A. London
 Pen & wash (505×635)

2-4 Scale: $\frac{3}{4}$ in to 1ft

1-4 Prov: C. M. O. Scott, 1953 (Nos.1, 2, 4) & 1975 (No.3)
 MSS: Ledger I, p.39; Ledger II, pp.1-2
 Lit: *Builder*, XXVIII, 1870, pp.8 (plan illus.), 11 (exterior perspective illus.); BN, XVIII, 1870, pp.413, 417 (interior perspective looking E illus.); *Builder*, XXX, 1872, pp.393, 927 (interior perspective looking E illus.); 929; BN, XXXVII, 1879, p.612; XL, 1881, pp.176, 180 (plan & elevation illus.), 185 (details of W front illus.), 202, 210-211 (details of tower & spire illus.), 328, 334-335 (elevations & sections illus.); T. F. Bumpus, *London churches ancient and modern*, 2nd ser., n.d., pp.302-307; J. D. G. Scott, *The Story of St Mary Abbots, Kensington*, 1942, pp.53-60; Survey of London, XXXVII, *Northern Kensington*, 1973, pp.31-35 & pls. 7-9, 33b
 The church, which replaced an earlier building on the same site, was designed by Scott 1867-68. It was begun in 1869 and consecrated 14 May 1872. The upper part of the tower and the spire were built 1877-79. The contractor was Dove Brothers and the clerk of works Mr Sheffield. No new pulpit was executed, that from the old church being retained. The reredos, its decoration and other decoration in the sanctuary were executed by Farmer & Brindley and Clayton & Bell 1878-81. Scott exhibited a drawing of the church at the RA 1869, No.982. Further drawings are in the V & A. See also Scott, George Gilbert Jnr & Scott, John Oldrid [6]; Scott, John Oldrid [45]; Scott, Giles Gilbert [84].

LONDON: Church of St Mary the Virgin, Barnes (Surrey), Richmond-upon-Thames
 See Scott, George Gilbert Snr & Moffatt, William Bonython [3]

[78] LONDON: Church of St Mary the Virgin, Hayes (Kent), Bromley
Design for N aisle & refitting
Plan
Scale: $\frac{3}{16}$ in to 1ft
Insc: *Hayes Church near Bromley | Proposed new aisle and re-fitting No.1*, labelled, with table of accommodation & (in pencil) labelled, with dimensions given
s: G. G. Scott | *Architect* | 20 Spring Gardens... | Lond... (parts lost)
Pen & brown wash on tracing paper, linen-backed (400×480)
Prov: G. G. Scott Jnr & J. O. Scott, 1975
Lit: *Church Builder*, No.3, 1862, p.108; Newman, *W Kent*, 1969, pp.305-306
Work was carried out by Scott between c.1856 and 1862 in three stages: the restoration of the nave and chancel, the building of a new N aisle and the refitting of the church, and the restoration of the tower. See also Scott, George Gilbert Jnr & Scott, John Oldrid [7].

[79] LONDON: Church of St Matthew, Great Peter Street, Westminster
Design
S elevation
Scale: $\frac{1}{8}$ in to 1ft
Insc: As above
s: Geo Gilbert Scott *Archit* | 20 Spring Gardens | London
Pen & coloured washes, cartridge-backed (725×545), upper left & right corners & parts of right side lost, affecting elevation of top of spire
Prov: C. M. O. Scott, 1953
Lit/Note: See Scott, George Gilbert Snr & Moffatt, William Bonython [4]. See also Scott, George Gilbert Snr & Moffatt, William Bonython [4]; Travers, Howard Martin Otho [154].

[80] LONDON: Church of St Paul, High Road, New Southgate (Middx), Enfield
Design
Plan, outline of tower indicated by broken lines
Scale: $\frac{1}{8}$ in to 1ft
Insc: *S— Church | Colney Hatch | Plan of proposed church*, labelled & (in pencil, in G. G. Scott Snr's hand) *no stone dressing inside | stone dressing outside cut very small*
s: Geo. Gilbert Scott, R.A. | *Archit* | London
Pen & coloured washes (460×560)
Prov: G. G. Scott Jnr & J. O. Scott, 1975
The church was consecrated in 1873.

[81] LONDON: Church of St Peter, St Peter's Road, Croydon (Surrey)
Design, c.1848
Longitudinal section looking N
Scale: $\frac{1}{8}$ in to 1ft
Insc: As above & *Design for the new church | Croydon*
s: Geo Gilbert Scott | *Architect* | 20 Spring Gardens | London
w/m: J. Whatman Turkey Mill 1848
Sepia pen & wash with grey wash (515×735)
Prov: G. G. Scott Jnr & J. O. Scott, 1975
Lit: *Builder*, VII, 1849, p.454; *Ecclesiologist*, XI, 1850, p.63; *ASJR*, I, 1850-51, p.xii; *Builder*, XIV, 1856, p.372; Eastlake, appendix, No.181; M. H. Port, *Six hundred new churches...*, 1961, pp.162-163, 187; Nairn & Pevsner, *Surrey*, 1971, p.181
A Commissioners' church. The foundation stone was laid in September 1849, and the church was consecrated in 1852. The contractor was William Harris of Croydon. The tower and spire were built later. See also Scott, John Oldrid [47]; Scott, Charles Marriott Oldrid [30].

LONDON: Church of St Peter, London Road & Cambridge Road, Norbiton (Surrey), Kingston-upon-Thames
See Scott, George Gilbert Snr & Moffatt, William Bonython [5]

[82] LONDON: No.1 Dean's Yard, Westminster
Contract drawing, c.1860-61
2nd floor & attic plan(s)
Scale: $\frac{3}{16}$ in to 1ft
Insc: As above, *No.1 Deans Yard Westminster | (No.3)*, labelled, with dimensions given, R.C.T. (Richard Chenevix Trench, Dean of Westminster) | *Dec. 5/60*, (stamp with number added in pen) *No.3209 4/5 | 22 Feb 1861 & Jackson & Shaw*
s: Geo Gilbert Scott | *Archit* | 20 Spring Gardens | London
Pen & wash with cream & blue-grey washes (490×650)
Prov: G. G. Scott Jnr & J. O. Scott, 1942
The house is dated 1862 in Pevsner, *London I*, 1973, p.475.

[83] LONDON: House on the W side of Dean's Yard, Westminster
Design (unexecuted?), c.1864
S & front (E) elevation(s) & N/S & E/W section(s)
Scale: $\frac{1}{8}$ in to 1ft
Insc: As above, *Deans Yard Westminster | Elevations & sections of house | next the Precentor's*, with a note
s: Geo Gilbert Scott R.A. | *Architect* | London
w/m: J. Whatman 1864
Pencil & coloured washes (510×665)
Prov: C. M. O. Scott, 1953

[84] LONDON: Government offices, Charles Street, Downing Street, Parliament Street & St James's Park, Westminster
Rough & alternative competition designs for Foreign & War Offices in Gothic style, c.1856-57; revised design for Foreign & India Offices in Gothic style, with Matthew Digby Wyatt as joint architect for India Office, c.1859; design for Foreign & India Offices in Byzanto-Italian style, with Wyatt as joint architect for India Office, c.1859-60; site & block plans c.1856, c.1857 & c; preliminary designs for Foreign & India Offices in Italian style, possibly by Wyatt, c.1860-61; design, contract & working drawings for Foreign & India Offices in Italian style, with Wyatt as joint architect for India Office, c.1860-63; rough drawing for perspective of Foreign & India Offices rendered in Gothic style, c.1864; preliminary designs, design & working drawings for Home & Colonial Offices, c.1868-69 (142):
1-8 Rough & alternative competition designs for Foreign & War Offices in Gothic style
1 Rough perspective from NW; flier over bay windows lost
Insc: *Original sketch by G G Scott | for the new Foreign Office | R.J.J (R. J. Johnson?)*
Pencil (240×355)
Verso: Rough details of Gothic windows, vaulting & c
Pencil

2 Design A, with War Office backing on to Parliament Street
Perspective from NE
Insc: (in pencil) *116a | Design No.2 | Third premium; verso (on labels pasted on) Design for the New Government Offices, Design | A, War Office | (Parliament Street Front & "Nec Minimum Mernere Decus, Vestigia Graeca | Ausi deserere, et Celebrare Domestica Facta" | (Flor: De Arte Poet.)*
Pen, backed with buff cartridge & linen (720×1255)

3-8 Design B, with screened court of War Office to Parliament Street
3 Basement Plan
Pen & wash, backed with buff cartridge & linen (685×1210)

4 Ground plan
Pen & wash on buff cartridge, backed with buff cartridge & linen (735×1235)

5 One Pair, i.e. 1st floor, Plan, with 3 fliers showing *Mezzanine Floor*
Pen & wash, backed with buff cartridge & linen (685×1210; fliers 65×160, 150×175, 95×185, all irregular)

6 Two Pair, i.e. 2nd floor Plan

7 Attic Plan

6-7 Pen & wash, backed with buff cartridge & linen (685×1210)

3-7 Scale: $\frac{1}{16}$ in to 1ft
Insc: (partly in red pen) As above, labelled, (except No.7) with dimensions given, (on labels pasted to backing sheets of Nos.5 & 6) *Design for the New Government Offices* & (on label pasted to backing sheet of No.5) motto as on No.2

8 Perspective from NE
Insc: Verso (on labels pasted on) *Design for the New Government Offices, Design | B, Front facing Parliament Street* & motto as No.2
Pen & wash, backed with buff cartridge & linen (685×1210)

9-11 Revised design for Foreign Office & India Office (replacing War Office along Parliament Street) in Gothic style, with Matthew Digby Wyatt as joint architect for India Office
9 Elevation of Front in Parliament Street
Scale: $\frac{1}{8}$ in to 1ft
Insc: As above, with faint traces of deleted title
s: Faint traces of deleted signature
Pen, backed with green cartridge & linen (710×1165)

10 Perspective of court looking W towards Foreign Office [Fig.30]
Insc: Verso (on label pasted on) *New Foreign Office*
Pencil, pen, blue pen & watercolour (735×1285), lower corners lost

11 Perspective of Principal Entrance in Parliament Street
Insc: As above & (in pen, on label) *New India Office*
Sepia pen & wash, backed with green cartridge & linen (1100×895)

12-15 Design for Foreign & India Offices in Byzanto-Italian style, with Wyatt as joint architect for India Office
12 W elevation, including *Section of corridor leading to State Paper Office*
Scale: $\frac{1}{8}$ in to 1ft
Insc: (in pencil) As above
Pen on tracing paper, 3 sheets pasted together, backed with cartridge & linen (680×1060)

13 Perspective from NE
Insc: (in pencil, on backing sheet) *The New India Office as viewed from Parliament Street | Subject to corrections | N.B. The variety shown by this drawing in the central termination | is equally applicable to the Foreign Office*
w/m: J. Whatman 1859
Pen, backed with green cartridge & linen (595×975)

14 Perspective from NW [Fig.32]
Insc: (referring to Downing Street front) *The length of this side will not really be seen as shown here & The space between the State-Paper & the Foreign Offices will be double what is shown here*
Pencil, backed with green cartridge & linen (595×1200)

15 Perspective of courtyard
Pencil, backed with green cartridge & linen (455×815)

- 16-23 Site & block plans
 16 Map of Whitehall area printed for 1856 competition, entitled *New Government Offices, London. Plan No.1. Shewing the Existing Buildings & Thoroughfares & Site of Proposed Offices for the Foreign and War Departments*, with outline of Foreign & India Offices as built added
 Scale: $\frac{1}{4}$ in to 1ft
 Insc: As above, labelled & (added later) labelled, with dimensions given & notes
 Print & coloured washes with pencil added, 2 sheets pasted together, linen-backed (715 x 1005)
- 17 Map as No.16, with block plan of Foreign Office as built added
 Scale: $\frac{1}{4}$ in to 1ft
 Insc: Titled, labelled & (added later) *Mem. / This plan of new buildings / & concrete plan of Foreign Office / was put on June 2nd 1862 - / copied from that sent to the / Board of Works / RC (Richard Coad?)*, with dimensions given
 Print & coloured washes with pen, pencil & coloured washes added, 2 sheets pasted together, linen-backed (875 x 945)
- 18-20 Ordnance Survey maps of Whitehall area overprinted with alternative block plans of proposed arrangement of offices along Whitehall & with plans of Foreign & India Offices as built & of first design for Home & Colonial Offices added
 Scale: $\frac{1}{8}$ in to 1ft
 Insc: *London and its Environs, Skeleton Plan, Sheet 473*, labelled & (Nos 18 & 19, added later) labelled
 Prints, with pen, pencil & coloured washes added, 2 sheets pasted together, linen-backed (950 x 1260)
- 21 Plan of Whitehall area with block plan of offices, showing Foreign & India Offices as built & first design for Home & Colonial Offices
 Scale: $\frac{1}{8}$ in to 1ft
 Insc: *The First Commissioner's Plan / for the Concentration of the Public Offices* & labelled
 s: *Geo. Gilbert Scott R.A. / Architect*
 Pen & coloured washes on tracing paper, backed with Japanese paper (405 x 520), left side lost
- 22 Plan of Whitehall area by Lt-Col. Andrew Clarke, Director of Works, Admiralty, showing Foreign & India & Home & Colonial Offices as built
 Scale: $\frac{1}{8}$ in to 1ft
 Insc: Labelled, with notes
 s: *Director of Works / Admiralty*
 Pen, pencil & coloured washes on tracing paper, backed with cartridge & linen (660 x 990)
- 23 Block plans of existing buildings & proposed Foreign & India & Home & Colonial Offices
 Scale: $\frac{1}{16}$ in to 1ft
 Insc: (partly in red pen) Labelled, with dimensions given & notes
 w/m: J. Whatman Turkey Mill 1857
 Pen & pencil, 2 sheets pasted together, linen-backed (660 x 1290)
- 24-32 Preliminary designs for Foreign & India Offices in Italian style, possibly by Wyatt
 24-31 Elevations & detail elevation, all showing elements adopted in executed design, e.g. tower & curved bays to St James's Park front
 Insc: Some labelling
 Pencil, some with buff wash (340 x 160 smallest, 320 x 745 largest)
- 32 Perspective of India Office from NW, showing general configuration as executed but extra tower on corner of Charles Street
 Pencil & watercolour, 2 sheets pasted together (380 x 635)
- 33-37 Design, contract & working drawings for Foreign & India Offices in Italian style, with Wyatt as joint architect for India Office
 33-34 Design for Foreign & India Offices
 33 Perspective from NW [Fig.33]
 Insc: (on label) *New Foreign Office &c, W E Gladstone & E H Knatchbull Hugessen*
 Pen, linen-backed (590 x 1200)
- 34 Perspective from NNE [Fig.34]
 Insc: *E H Knatchbull Hugessen*
 Pen, linen-backed (590 x 1060)
- 35-52 Design for Foreign Office
 35 Block Plan
 Scale: $\frac{1}{16}$ in to 1ft
 Insc: As above, *New Foreign Office, No.1* & labelled, with dimensions given & a note, (stamp) *Received / Office of Works / Aug. 29 / 1863 & This plan belonging to the office / has been stamped by mistake*
 s: *G. G. Scott R.A. / 20 Spring Gardens*
 Pen, pink wash & red & blue pen on tracing paper, backed with cartridge & linen (915 x 1320)
- 36 Basement Plan
 Insc: As above & labelled, with dimensions given & notes; verso *Mr Hartshorn*
 Two sheets pasted together (955 x 1260)
- 37 Ground Plan
 Insc: As above & (partly in red pen) labelled, with dimensions given; verso *Mr Lee*
 Two sheets pasted together (960 x 1290), parts of upper & lower edges lost
- 38 Plan of 1st Floor
 Insc: As above & (partly in red pen) labelled, with dimensions given & notes; verso *Mr Edgar*
 Two sheets pasted together (960 x 1265), lower right corner & parts of upper & lower edges lost
- 36-38 w/m: J. Whatman 1858
- 39 Plan of 2nd Floor
 Insc: As above & (partly in red pen) labelled, with dimensions given; verso (in pencil) *Mr Kelly*
 Two sheets pasted together (965 x 1290)
- 40 Plan of 3rd Floor
 Insc: As above & (partly in red pen) labelled, with dimensions given & notes; verso (in pencil) *Mr Kelly*
 Two sheets pasted together (970 x 1300)
- 39-40 w/m: J. Whatman 1860
- 41 Plan of Roofs
 Insc: As above & labelled, with a note
 w/m: J. Whatman 1862
 Two sheets pasted together (1000 x 1300)
- 36-41 Insc: As above, *New Foreign Office & No.2* to *No.7* respectively, altered to *No.3* to *No.8* respectively
 Pen, coloured washes & (No.36) red pen, linen-backed (except Nos.37, 38, backed with Japanese paper)
- 42 Elevation and Section on IK looking W, showing E elevation of W range in large court & of arcade across Downing Street & transverse section through N range
 Insc: As above, *New Foreign Office* & labelled, with a note
 Pen & wash, blue-grey wash & red pen, linen-backed (525 x 960)
- 43 Section on line E.F. through small court looking E, section on line G.H. through range S of small court looking N & side elevation of pedimented projection in large court
 Insc: As above, *New Foreign Office & No.25* altered to 26, with dimensions given
 Pen, coloured washes & red pen, 2 sheets pasted together, linen-backed (665 x 1340)
- 36-43 Scale: $\frac{1}{8}$ in to 1ft
- 44 Detail S elevation of N range in large quadrangle, shewing porch
 Insc: As above, *New Foreign Office, No.34* altered to 35 & labelled, with dimensions given
 Pen & wash, pink wash & red pen, linen-backed (1280 x 680), lower corners & part of lower edge lost
- 45 Detail section through wall with continuous rustics (sic) next archway to quad. in Downing St, section through wall in part of Downing St and Park front & section of wall on N side of large quadrangle showing side elevation of porch
 Insc: As above, *New [Foreign]* altered (on label) to *India Office, No.35* altered to 36 (deleted), labelled, with dimensions given & (relating to India Office) 4th contract No. (in pencil) 18
 Pen & wash, pink & blue washes & red & blue pen, linen-backed (1360 x 700)
- 46 Detail elevation(s) of small quadrangle & sections through walls
 Insc: As above, *New Foreign Office, No.41* altered to 42 & labelled, with dimensions given
 Pen & wash with pink wash, linen-backed (1370 x 840), lower right corner lost
- 47 Detail external elevation of grand stairs in small quadrangle & sections through walls
 Insc: As above, *New Foreign Office, No.42* altered to 43 & labelled, with dimensions given
 Pen & wash with pink wash, linen-backed (1275 x 765), parts of left edge lost
- 48 Detail elevation of small quadrangle & section(s) through wall(s)
 Insc: As above, *New Foreign Office* & labelled, with dimensions given
 Pen & wash with pink wash, cartridge-backed (1300 x 660), upper right corner & parts of left & upper edges lost
- 49 Detail elevation and section of arcade across Downing Street
 Insc: Labelled, with dimensions given & (on label) as above & *New Foreign Office*
 Pen & wash with pink wash, cartridge-backed (1235 x 890), parts of upper & lower edges lost, holed & split into 2 pieces
- 50 Detail longitudinal & transverse sections through Cabines room
 Insc: As above, (partly lost) *New Foreign Office, No.68* altered to 69 & labelled, with dimensions given
 Pen & coloured washes, linen-backed (760 x 1340), parts of left, upper & right edges lost
- 51 Detail plan & transverse section of great staircase
 Insc: As above, *New Foreign Office* & labelled, with dimensions given
 Pen & coloured washes, linen-backed (995 x 1370)
- 52 Detail longitudinal section through great staircase
 Insc: Labelled, with dimensions given; verso *No.1 & Mr J. T. Irvine / Close / Litchfield (sic) / Staffordshire*
 Pen & coloured washes, linen-backed (1370 x 925), lower right corner & parts of lower edge lost
- 44-52 Scale: $\frac{1}{2}$ in to 1ft

53-57 Design & contract drawings for India Office

53 S elevation, to Charles Street

Insc: (in pencil) As above & *New India Office Charles Street*

w/m: J. Whatman 1861

Pen & wash with cream wash, 2 sheets pasted together, linen-backed (640×1355)

54 N elevation of S range in large court, side elevation of pedimented projection in large court & N elevation W of Foreign Office

w/m: J. Whatman 1861

Pen & coloured washes, 2 sheets pasted together, linen-backed (665×1325)

55 E elevation of W range in large court

w/m: J. Whatman 1860

Pen & wash, linen-backed (670×785)

53-55 Scale: $\frac{1}{8}$ in to 1ft

56 Detail N elevation of archway to Charles Street in large quad'le & section through wall
Scale: $\frac{1}{2}$ in to 1ft

Insc: As above, *New India Office, No.16(4)*, labelled, with dimensions given & *No.164 of contract No.3 | George Smith & Co.*

Pen, coloured washes & sepia & red pen, backed with Japanese paper (1240×485), upper left corner & part of right edge lost

57 Detail elevation of tower

Scale: $\frac{1}{2}$ in to 1ft

Insc: As above, *New India Office, No.177*, labelled, with dimensions given & notes, *No.177 of contract No.3 | George Smith & Co. & 4th contract No. (in pencil) 4*

Pen, coloured washes & sepia & red pen, 2 sheets pasted together, cartridge-backed (2000×700)

58-76 Working drawings for Foreign Office

58 Tracing from No.37: *Ground Plan*

Pen & coloured washes on linen (960×1300)

59 Tracing from No.38: *First Floor Plan*

Pen, coloured washes & red pen on linen (815×1300)

60 Tracing from No.39: *Plan of 2nd Floor*

Pen & coloured washes on linen, backed with cartridge & linen (780×1235)

58-60 Insc: As above, *New Foreign Office* & labelled, with dimensions given & notes

61 N elevation, next Downing Street

Insc: As above, *New Foreign Office* & labelled

Pen & wash with red & blue pen on tracing paper, cartridge-backed (485×855), right side, lower left corner & parts of upper, lower & left sides lost, holed

62 Longitudinal section on line C.D. through N range looking S

Insc: As above, *New Foreign Office* & labelled, with dimensions given

Pen & wash with red pen on linen, 2 sheets pasted together (660×1275)

63 Longitudinal section on line C.D. through N range looking S, as No.62

Insc: As above, *New Foreign Office* & labelled

Pen, blue wash & red pen on tracing paper, cartridge-backed (550×795), right side & part of upper edge lost

64 Tracing from No.43: *Section on line E.F. through small court looking E*

(680×670)

65 Tracing from No.43: *Section on line G.H. through range S of small court looking N*
(685×700)

64-65 Insc: As above & labelled, with dimensions given

Pen & wash with red pen on linen

58-65 Scale: $\frac{1}{8}$ in to 1ft

66 Detail elevation of N or W front adjoining tower at NW angle

Insc: *New Foreign Office | Elevation showing quoins &c* & labelled, with dimensions given

Pen on linen (1260×570)

67 Detail elevation of tower at NW angle & section through wall

Insc: Labelled, with dimensions given

Pen on linen (1550×555), lower right corner lost

68 Detail elevation & section of doorway to basement in tower at NW angle & plan of steps to same

Insc: As above, *Foreign Office* & labelled, with dimensions given

Pen with blue & pink washes on linen (595×765)

69 Tracing from No.44: detail elevation in large quadrangle showing porch

Insc: As above, *New Foreign Office, No.35* & labelled, with dimensions given

Pen & wash, pink wash & red pen on linen (1035×740)

70 Detail elevation in large quadrangle showing porch, a little different from Nos.44 & 69

Insc: *New Foreign | Office* & labelled, with dimensions given

Pen on linen (1360×690)

71 Detail sections through ground & 1st-floor corridors

Insc: As above, *New Foreign Office* & labelled, with dimensions given

Pen on linen (710×1105)

72 Tracing from No.52: detail longitudinal section through great staircase

Insc: *New Foreign Office* & labelled, with dimensions given

Pen & red pen on linen (940×1145)

73 Detail sections through roof over Downing Street & west front(s) & roof over library

Insc: (partly in pencil) As above & *New Foreign Office*

Pen on linen (685×1290)

66-73 Scale: $\frac{1}{2}$ in to 1ft

74 Detail of ground-floor order

Scale: 1in to 1ft

Insc: As above, *New Foreign Office* & labelled, with dimensions given

Pen on linen (955×635)

75 Detail of ground-floor window

Scale: 1in to 1ft

Insc: As above, *New Foreign Office* & labelled

d: *Traced | Sept. 29th 1862*

Pen on linen (1040×760)

76 Basement plan showing arrangement of water-supply pipes and hydraulic lifts

Scale: $\frac{1}{8}$ in to 1ft

Insc: As above, *New Foreign Office, No.87* altered to 91 & labelled, with dimensions given

d: *15th May 1863*

Pen & blue wash on tracing paper, backed with cartridge & linen (700×1160)

77-87 Working drawings for India Office

77 *Ground-floor plan* W of small court

Scale: $\frac{1}{8}$ in to 1ft

Insc: As above, *New India Office | No.52 of contract No.3* & labelled, with dimensions given & a note

Pen, coloured washes & red & blue pen on linen (760×545), split into 2 pieces

78 *W elevation*

Scale: $\frac{1}{8}$ in to 1ft

Insc: As above, *New India Office* & labelled

Pen & wash on linen (665×735)

79 Tracing from No.57: detail elevation of tower

Insc: As above, *New India Office 4th contract No.4* & labelled, with dimensions given & notes

Pen, coloured washes & red pen on linen (2035×765)

80 Detail elevation of ground floor & basement in S or Charles St front next Park

Insc: As above & labelled, with dimensions given & notes

Pen with sepia & red pen on linen (565×765)

81 Detail elevations of ground floor & basement in W front

Insc: Labelled, with dimensions given & notes

Pen, sepia pen & pink wash on linen (610×1215)

82 Detail longitudinal section through covered way between Charles Street & large court at basement level

Insc: As above & labelled, with dimensions given

Pen with sepia & red pen on linen (465×1240)

79-82 Scale: $\frac{1}{2}$ in to 1ft

83 Details of curved bays in W front

Scale: 1in to 1ft

Insc: Labelled, with dimensions given

Pen, sepia pen & pink wash on linen (1155×575)

84 Details of smaller doorway &c in centre of S or Charles Street front

Scale: 1in to 1ft

Insc: As above & *New India Office*, with dimensions given

Pen & sepia pen on linen (770×1000)

85 Details of 1st-floor window over archway to large court in S front

Scale: 1in to 1ft, $\frac{1}{4}$ FS, FS

Insc: As above, *India Office, No. ... (blank)* & labelled, with dimensions given

Pen with pink & blue washes on tracing paper, backed with cartridge & linen (985×1110), losses from upper & lower edges, holed

86 Details of balustrade (sic) &c to 1st-floor window in centre part of S or Charles St front

Scale: $\frac{1}{8}$ FS

Insc: As above, *New India Office* & labelled, with dimensions given

Pen & red wash on linen (615×730)

87 Details of balustrade &c to 1st-floor window in W part of S front, opposite Duke St

Scale: $\frac{1}{8}$ FS

Insc: As above, *New India Office* & labelled, with dimensions given

Pen & red wash on linen (725×1295)

88 Rough drawing for perspective of Foreign & India Offices rendered in Gothic style
Perspective from WNW

Insc: *Gout | Offices | Origl sketches & labelled, including (referring to E part of N front of Foreign Office) As last | India House | design &c (referring to turret on W front of India Office) This may be | like the first | turrets | of the War Office*

Pencil on tracing paper, 3 sheets pasted together, linen-backed (760×1560, irregular), lower right corner & parts of upper, lower & right edges lost

89-142 Preliminary designs, design & working drawings for Home & Colonial Offices

89-100 Preliminary designs
89-100 Design with centre of E side of large court recessed & with covered way running E-W to Parliament Street front

89 Rough internal elevation in large court looking E, developed at one side into a perspective, &c, inset, rough perspective & details

Insc: As above & labelled, including (referring to ground floor, N of recess) *as rest of | quadrangle | up to top of first-floor | storey, (referring to 2nd floor, N of recess) cornice of windows | to be made to gauge (?) | with that of attic storey, (referring to centre arch to covered way) not designed yet &c (referring to turret) not yet designed, with dimensions given*
Pencil on tracing paper, backed with Japanese paper (485×730)

90 Basement Plan, unfinished

Pen & wash, pink & cream washes & pencil, 3 sheets pasted together, linen-backed (995×1320)

91 Ground Floor Plan

Pen & coloured washes, 3 sheets pasted together, linen-backed (995×1325)

92 First Floor Plan

Pen & coloured washes, 3 sheets pasted together, linen-backed (995×1315)

93 Second Floor Plan

Pen & coloured washes, 3 sheets pasted together, linen-backed (995×1320)

90-93 Insc: As above, *New Home and Colonial Offices & labelled*

w/m: J. Whatman 1868

94 Basement Plan of New Colonial Office

Insc: (partly in pen) As above & labelled
Pencil & mauve wash on tracing paper, backed with cartridge & linen (630×860)

95 Ground Plan of New Colonial Office

Insc: (partly in pen) As above & labelled, with dimensions given & a note
Pencil, mauve, blue & pink washes & blue pen on tracing paper, backed with cartridge & linen (630×860)

96 First Floor Plan of New Colonial Office

Insc: (partly in pen) As above & labelled
Pencil & mauve wash on tracing paper, backed with cartridge & linen (630×860)

97 Second Floor Plan of New Colonial Office

Insc: As above & labelled
Pencil & mauve wash on tracing paper, backed with cartridge & linen (625×860)

98 Ground Plan of New Home Office

Insc: (partly in pen) As above & labelled, with dimensions given
Pencil & blue wash on tracing paper, backed with cartridge & linen (590×860)

99 First Floor Plan of New Home Office

Insc: (partly in pen) As above & labelled
Pencil & blue wash on tracing paper, 2 sheets pasted together, backed with cartridge & linen (640×865, irregular)

100 Second Floor Plan of New Home Office

Insc: As above & labelled
Pencil & blue wash on tracing paper, backed with cartridge & linen (630×860)

89-100 Scale: $\frac{1}{8}$ in to 1ft

101 Tender drawing for extension of foundations to include what is shown on Nos.89-100 as recessed centre of E side of large court, but not corresponding to executed design, in which, e.g., axis of range along Parliament Street is altered

Block plan of New Home and Colonial Offices shewing extension of concrete towards quadrangle

Scale: $\frac{1}{16}$ in to 1ft

Insc: As above & labelled, with dimensions given & notes, *This is the plan referred to in our | tender of the 13th February 1869 | George Smith & Co. & With 641 | 69*

s: G G Scott Architect | 31 Spring Gardens

Pen & wash with pink & blue washes on linen (670×980)

102-106 Design approximating to executed design

102 Basement Floor plan, with a modification pasted over & another modification on a flier

Insc: As above & labelled

Pencil with blue & red washes on tracing paper, backed with cartridge & linen (485×735); modifications pen on tracing paper (345×160, 190×65)

103 Ground Floor plan

Insc: As above & labelled

Pencil, blue & red washes & pen on tracing paper, backed with cartridge & linen (485×735)

104 First Floor plan

Insc: As above & labelled, with dimensions given & (in pen) *H.A.B. (? - possibly H.A.H., i.e. H. A. Hunt) Augt 7 1869 & G28/7*

Pencil with blue & red washes on tracing paper, backed with cartridge & linen (485×735)

105 Second Floor plan, with modifications pasted over

Insc: As above & labelled

Pen with blue & red washes on tracing paper, backed with cartridge & linen (485×735); modifications pen on tracing paper (195×85, 185×135, 340×170)

102-105 Scale: $\frac{1}{16}$ in to 1ft

106 E elevation to Parliament Street, with modified elevation of parapet sculpture over centre bay on a flier & perspective of same pasted to sheet as a flier

Scale: $\frac{1}{8}$ in to 1ft

Insc: (referring to porch) *Don't put in this, with dimensions given & (on same sheet as perspective, but apparently unconnected, in pen) Sept. 2nd 1868*

Pencil, 4 sheets pasted together, cartridge-backed (575×1070, irregular), lower corners & part of lower edge lost; flier pencil (105×90); perspective pencil on notepaper (225×185)

107-115 Design

107 First Floor Plan

Scale: $\frac{1}{16}$ in to 1ft

Insc: As above, (on label) *New Home and Colonial Offices | (in pencil) No.4 & labelled, with dimensions given*

Pen, coloured washes & red pen, 2 sheets pasted together, linen-backed (730×975)

108 N elevation, to Downing Street

Scale: $\frac{1}{8}$ in to 1ft

Insc: As above & (on label) *New Home and Colonial Offices | (in pencil) No.10*

Pen & coloured washes, 2 sheets pasted together, linen-backed (775×965)

109 Elevation & section on line A.B. through large court looking E

Scale: $\frac{1}{8}$ in to 1ft

Insc: As above & (on label) *New Home and Colonial Offices | (in pencil) No.12*

Pen & coloured washes, 3 sheets pasted together, linen-backed (740×1150)

107-109 Insc: As above & (stamp) *Received | Office of Works | Dec. 15 | 1869*

w/m: J. Whatman 1868

110 Detail elevation of portion of N or Downing Street front between tower & octagon

Insc: As above, (on label) *New Home and Colonial Offices & labelled*

w/m: J. Whatman 1869

Pen with blue-grey & buff washes, 2 sheets pasted together, linen-backed (1520×655)

111 Detail elevation of S or Charles Street front

Insc: As above & (on label) *New Home and Colonial Offices*

w/m: J. Whatman 1869

Pen & blue-grey wash, 3 sheets pasted together, linen-backed (1595×660)

112 Detail half elevation of centre projection in E or Parliament Street front & section through wall

Insc: As above, (on label) *New Home and Colonial Offices | (in pencil) No.15, labelled, with dimensions given, (stamp) Received | Office of Works | Dec. 15 | 1869 & With 5449 | 69*

w/m: J. Whatman 1869

Pen, blue-grey & pink washes & blue & red pen, 2 sheets pasted together, linen-backed (1540×665)

113 Detail elevation of tower

Insc: As above, (on label) *New Home and Colonial Offices & labelled, with dimensions given & a note*

w/m: J. Whatman 1868

Pen & wash, 2 sheets pasted together, linen-backed (1425×665)

114 Detail elevation of N & S sides of small courts & section through wall

Insc: Labelled, with dimensions given; verso *Mr J. T. Irvine | Close | Litchfield | Staffordshire (sic) & No.3 s: G. G. Scott R.A.*

w/m: J. Whatman 1868

Pen, coloured washes & red pen, 2 sheets pasted together, linen-backed (1160×665)

115 Detail elevation of E & W sides of small courts & section through wall

Insc: As above, (on label) *New Home and Colonial Offices & labelled, with dimensions given*

w/m: J. Whatman 1868

Pen & wash with cream & magenta washes, 3 sheets pasted together, linen-backed (1220×650)

110-115 Scale: $\frac{1}{2}$ in to 1ft

116-142 Working drawings

116 Basement Plan

(730×965), lower corners & parts of upper & lower edges lost

117 Ground Plan

(730×930), parts of upper edge lost

118 Tracing from No.107: First Floor Plan

(705×940), parts of upper & left edges lost

116-118 Pen, red wash & red pen on tracing paper, backed with cartridge & linen

119 Mezzanine Plan

Pen, blue-grey, pink & red washes & red pen on tracing paper, backed with cartridge & linen (730×925), parts of upper edge lost

120 Second Floor Plan

Pen, red wash & red pen on tracing paper, backed with cartridge & linen (725×960), parts of upper & lower edges lost

121 Third Floor Plan

Pen, blue-grey, grey-pink & red washes & red pen on tracing paper, backed with cartridge & linen (730×925)

116-121 Insc: As above, *New Home and Colonial Offices* & labelled, with dimensions given

122 Ground Floor plan showing Dennett's Arching (600×800), backed with cartridge & linen

123 First Floor plan showing Dennett's Arching Backed with cartridge & linen (615×805)

124 Second Floor plan showing Dennett's Arching Backed with cartridge & linen (595×800)

125 Third Floor plan showing Dennett's Arching &, inset, *Third Floor plan of that part of central block which is on a lower level than remainder* pasted to sheet Backed with cartridge & linen (570×800, inset 155×120)

126 Ground Floor Plan shewing Dennett's Arching Backed with cartridge & linen (540×740), lower corners & parts of lower & left edges lost

122-126 Pen, blue-grey wash, red pen & wash & blue pen on tracing paper

127 Plan showing fireproof ceilings and girders immediately under roofs

Pen, blue-grey wash, red pen & wash & blue pen on tracing paper, backed with cartridge & linen (490×585)

116-127 Scale: $\frac{1}{16}$ in to 1ft

122-127 Insc: As above, *Home and Colonial Offices* & labelled, with dimensions given

128 S elevation, to Charles Street

Insc: As above, *New Home and Colonial Offices* & labelled, with dimensions given & a note Pen with blue & buff washes on tracing paper, cartridge-backed (720×990), parts of left, right & lower edges lost, holed

129 E elevation, to Parliament Street

Insc: As above, (on label) *New Home and Colonial Offices* & (in pencil) labelled, with dimensions given Pen & blue-grey wash on tracing paper, 2 sheets pasted together, backed with cartridge & linen (715×1195), much of left edge lost

130 Tracing from No.109: *Elevation & section on line AB* through large court looking E

Insc: As above & (on label) *New Home and Colonial Offices* Pen & coloured washes on tracing paper, backed with cartridge & linen (630×1040), lower right corner & parts of left & lower edges lost

131 Elevation & section on line C.D. through N small court looking N

Insc: As above & (on label) *New Home and Colonial Offices* Pen with blue-grey & red washes on tracing paper, cartridge-backed (715×975), parts of each edge lost

132 Elevation & section on line E.F. through S small court looking S

Insc: As above Pen with blue-grey, blue & buff washes on tracing paper, cartridge-backed (625×980), lower corners & parts of left & lower edges lost

133 Elevation & section on line G.H. through small courts looking E

Insc: As above, *New Home and Colonial Offices* & labelled Pen & coloured washes on tracing paper, cartridge-backed (590×1040), lower left corner lost

134 Ground, 1st-floor & mezzanine plan(s) & longitudinal & transverse section(s) of range between small courts

Insc: As above, *Home and Colonial Offices* | *Alteration to centre building* & labelled, with dimensions given Pen, coloured washes & red pen on tracing paper, backed with cartridge & linen (735×980), parts of upper, lower & right edges lost

128-134 Scale: $\frac{1}{8}$ in to 1ft

135 Front & side elevation(s) & transverse section of portico in Parliament Street

Scale: $\frac{1}{4}$ in to 1ft Insc: As above, (on label) *New Home and Colonial Offices* & labelled s: G. G. Scott, R.A. | *Architect* | London Pen & wash with cream & red washes on tracing paper, backed with cartridge & linen (645×980)

136 External elevation of Home Office staircase towards small quadrangle [Fig.31]

Scale: $\frac{1}{4}$ in to 1ft Insc: As above & (on label) *New Home and Colonial Offices* Pen & turquoise wash on tracing paper, backed with cartridge & linen (980×700), lower corners & parts of left & right edges lost

137 Detail elevation of portion of N or Downing St front next archway

Insc: As above & labelled Pen on tracing paper, 2 sheets pasted together, backed with cartridge & linen (1220×695)

138 Detail elevation of upper portion of octagon in N or Downing Street front

Insc: As above & No.106 *New Home & Colonial Offices* s: G. G. Scott R.A. | *Architect* | London Pen with blue-grey & pink washes on tracing paper, cartridge-backed (930×720), parts of upper, lower & right edges lost

139 Detail elevation of E or Parliament Street front & section through wall

Insc: As above, (on label) *New Home and Colonial Offices* & labelled Pen, coloured washes & pencil on tracing paper, 2 sheets pasted together, backed with cartridge & linen (1440×705), holed

140 Detail elevation of E or Parliament Street front & section through wall, differing from No.139

Insc: As above, labelled & (in pencil) (*Corrected*) Pen & coloured washes on tracing paper, 2 sheets pasted together, backed with cartridge & linen (1405×715), parts of left & right edges lost

141 Tracing from part of No.113: *Detail elevation of tower*

Insc: As above, (on label) *New Home and Colonial Offices* & labelled, with a note Pen & turquoise wash on tracing paper, 2 sheets pasted together, backed with cartridge & linen (1110×705)

142 Detail section(s) through tower

Insc: As above & labelled, with dimensions given Pen on tracing paper, backed with cartridge & linen (735×980), parts of upper & lower edges lost

137-142 Scale: $\frac{1}{2}$ in to 1ft

1-142 Prov: Unknown - acquired in or before 1930, when included in MS catalogue of drawings (Nos.1, 15); pres. by C. M. O. Scott, 1933 (Nos.10, 33); pres. by T. Braddock, 1937 (Nos.24-32); G. G. Scott Jnr & J. O. Scott, 1942 (No.88); C. M. O. Scott, 1953 (Nos.2-8, 12, 14, 16-20, 22, 23, 34, 35, 42, 45, 47-51, 53, 56, 57, 59, 60, 62, 64-75, 77-87, 89, 101, 106, 114, 115, 127, 129, 134-136, 140); C. M. O. Scott, 1975 (Nos.9, 11, 13, 21, 36-41, 43, 44, 46, 52, 54, 55, 58, 61, 63, 76, 90-100, 102-105, 107-113, 116-126, 128, 130-133, 137-139, 141, 142)

MSS: Letter from J. L. Pearson to Scott, d. 29 November 1858; letter from William Burges to Scott, d. 29 November 1858; letter from C. R. Cockerell to Scott, d. 15 April 1861; MS of *Recollections*, Vol.2, pp.174-240 (see Stamp, pp.57-58); Ledger I, p.69 Lit & reprd: *Builder*, XIV, 1856, pp.208-209, 414, 427, 457, 468-469, 521-522, 577-578, 589-590; *Land & Building News*, II, 1856, pp.444, 673-674, 698-699, 721-722, 746-747; *Builder*, XV, 1857, pp.261-262, 269-272, 281-283, 285-287, 302-304, 313-317, 336-337, 346-347, 370-371, 382-383, 437, 465, 478, 494-495 (perspective of court, Scott's design A, illus.); BN, III, 1857, pp.445-447, 449, 473-475, 478-480, 501-503, 507-509, 541-543, 569-571, 597-598, 625-626, 705-706, 801, 851-852, 855 (perspective of Foreign Office from park, Scott's design A, illus.), 857; *CEAJ*, XX, 1857, pp.169-172, 273; *Ecclesiologist*, XVIII, 1857, pp.172-176, 236-237; [G. G. Scott], *Explanatory remarks upon the designs for the new Government offices* . . . , 1857; *ILN*, XXXI, 1857, pp.275-276 (perspective of court, Scott's design A, illus. p.276); *Builder*, XVI, 1858, pp.477-478, 506-507, 673-674, 818; BN, IV, 1858, pp.567-568, 904, 907-908, 1192; *Ecclesiologist*, XIX, 1858, p.396; *Builder*, XVII, 1859, pp.26, 125, 137-138, 158, 514-517, 535-537 (ground floor plan & elevation to park, revised Gothic design, illus.), 552, 562-563, 600-601 (elevation of entrance to Foreign Office in court, revised Gothic design, illus.), 754-755; BN, V, 1859, pp.209, 756-757 (ground floor plan & part-elevation of Downing Street front of Foreign Office, revised Gothic design, illus.); *CEAJ*, XXII, 1859, pp.75-76; *Ecclesiologist*, XX, 1859, pp.51-52, 120; *Builder*, XVIII, 1860, pp.145-147, 446, 515; G. G. Scott, *Explanatory remarks on the designs for the new Foreign Office now laid before the House of Commons*, n.d. [1860]; *Builder*, XIX, 1861, pp.210, 483-484; *Annual Retrospect of Engineering & Architecture*, 1862, pp.185-195; *Builder*, XX, 1862, p.321; XXII, 1864, p.392; XXIV, 1866, pp.525 (perspective of Foreign Office from park illus.), 527; XXV, 1867, pp.781-783; XXVI, 1868, pp.339, 675; XXVII, 1869, pp.180-182, 200-202; *Architect*, III, 1870, p.49; Eastlake, pp.309-312; *Builder*, XXXII, 1874, pp.523-525 (1st floor plan & elevation of centre portion of Parliament Street front of Home & Colonial Offices illus.); BN, XXVI, 1874, pp.390, 394-395, 397 (block plan, 1st floor plan & details of Parliament Street front of Home & Colonial Offices illus.); *Builder*, XXXV, 1877, pp.852-856; *Recollections*, pp.177-201, 273; W. H. White, *Architecture and public buildings* . . . , 1884, pp.149-155; K. Clark, *The Gothic Revival* . . . , 1928, pp.241-246; H. S. Goodhart-Rendel, *English architecture since the Regency* . . . , 1953, pp.115-118; C. Hussey, 'Foreign Office's threatened glory', *CL*, CXXXV, 1964, pp.272-275; Anon., 'The Indispensable F.O.', *AR*, CXXXIX, 1966, pp.448-450; L. Handley-Read, 'Whitehall sculpture', *AR*, CXLVIII, 1970, pp.276-279; L. Handley-Read, 'Legacy of a vanished empire', *CL*, CXLVIII, 1970, pp.110-112; J. Summerson, *Victorian architecture*.

Four studies in evaluation, New York & London 1970, pp.79-90 (Nos.2, 8 reprd p.80; No.4 reprd p.81); Pevsner, *London I*, 1973, pp.547-548; J. Physick & M. Darby, *'Marble halls'*, V & A exhibition catalogue, 1973, pp.37, 42, 43. Expansion of government offices by new buildings in Whitehall had been mooted for several decades when in 1855 James Pennethorne (q.v.), the Government's approved architect and then Architect to the Office of Works, was asked by the First Commissioner of Works to design a building for the Treasury, Colonial, Foreign and War Offices and the Board of Trade on the land S of Soane's and Barry's Treasury building in Whitehall. This was ready by 1856, but a Select Committee recommended a public competition for the buildings being held before Parliament sanctioned the purchase of the large amount of land required.

In 1856 three competitions were announced – one for a general planning of the area taking into account possible improvements of the Thames embankment and a new bridge, and two for a new Foreign Office and War Office on the land bounded by a widened Parliament Street, Charles Street, Duke Street and Downing Street, thus at this stage sparing Soane's State Paper Office. 218 entries were exhibited in Westminster Hall in the summer of 1857. 'The judges, who knew amazingly little about their subject', as Scott complained, clearly did not favour the Gothic Revival. The results were: for the Foreign Department, 1st Coe & Hofland, 2nd Banks & Barry, 3rd G. G. Scott, 4th Deane & Woodward, 5th T. Bellamy, 6th Buxton & Habershon, 7th G. E. Street; for the War Office, 1st H. B. Garling, 2nd M. d'Hazeville, 3rd J. T. Rothead, 4th Prichard & Seddon, 5th C. Brodrick, 6th W. G. & E. Habershon, 7th John Dwyer. The best block plan was adjudged to be that by M. Crépinet, a Frenchman.

Scott considered the separate treatment of the two offices on one site to be absurd and he produced two integrated schemes with the Foreign Office by St James's Park and the War Office by Parliament Street, both C-shaped – design A (No.2), which won the premium, with the two offices facing each other across a large enclosed court, and design B (Nos.3-8), with the War Office turned around so as to place an open court with a screen along Parliament Street. His block plan for the whole area envisaged a wide space with statues, like the Lustgarten in Berlin, stretching across to a cloistered terrace by the Thames.

The competition was announced while Scott was writing his *Remarks on secular and domestic architecture*, so that he was well prepared to demonstrate how suitable Gothic was for modern purposes. 'I ... set myself to design the elements which I thought best suited to a public building. I designed windows suited to all positions, and all varieties of size, form and grouping; doorways, cornices, parapets, and imaginary combinations of all these, carefully studying to make them all thoroughly practical, and suited to this class of building. I did not aim at making my style "Italian Gothic"; my ideas ran much more upon the French, to which for some years I had devoted my chief study. I did, however, aim at gathering a few hints from Italy, such as the pillar mullion, the use of differently coloured materials, and of inlaying. I also aimed at another thing which people consider Italian – I mean a certain squareness and horizontality of outline. This I consider pre-eminently suited to the street front of a public building. I combined this, however, with gables, high-pitched roofs, and dormers' (*Recollections*, p.178). Scott considered that his design 'was rather set and formal. With all its faults, however, it would have been a noble structure; and the set of drawings was, perhaps, the best ever sent in to a competition, or nearly so' (*Recollections*, p.179). Several reviewers agreed.

Lord Palmerston, the Prime Minister, quite reasonably disliked both of the winning designs and his Regency tastes favoured a rather better classicist. The reappointment of Pennethorne, a non-competitor,

however, naturally infuriated the architectural profession who found in Scott an active spokesman after he thought himself 'at liberty to stir'. In February 1858 Palmerston's government fell and was replaced by an administration under Lord Derby. Under the Tories another Select Committee appointed to consider the matter discovered that at one stage the assessors had placed Scott second for both Foreign and War Offices and 'that they considered second for both ... to be a higher position than that of first for only one. I was thus in a certain sense lifted up from my third place and placed upon the balance between second and first' (*Recollections*, p.181).

In November 1858 Scott learned that he was appointed architect to the Foreign Office. Before the end of the year he was informed that the War Department had withdrawn from the project and that the India Office was to be given the Parliament Street end of the site. Scott agreed to work with Matthew Digby Wyatt (q.v. in *The Wyatt family* by Derek Linstrum, in the RIBA Drawings catalogue series, pp.20-21), official architect to the India Office since 1855, but the latter would seem to have contributed little to the revised Gothic design which was, *The Builder* commented, 'produced in a marvellously short space of time' and exhibited in August 1859. This (Nos.9-11) followed the competition design A in general configuration and style; the chief differences were in the staircase arrangement in the Foreign Office tower and the provision of a residence for the Foreign Secretary in the Downing Street side.

However, it was not to be imagined that Scott's rather providential appointment was to be accepted by the Classical party without protest. William Tite, architect and MP for Bath, opened an attack in Parliament, and he was soon joined there by Lord Palmerston in condemning the use of the Gothic style. A heated public controversy raged throughout 1859. Nobody, however, seemed concerned to defend the status of poor Coe & Hofland, who had found themselves ousted by Scott. The MS of Scott's *Recollections*, now at the RIBA, reveals that Professor Donaldson was Scott's opponent and Palmerston's 'private tutor in matters of architectural lore', that Charles Barry Jnr was also scheming to be appointed in place of Scott, and that the 'coadjutor' later proposed by Palmerston was Garling, who actually prepared designs.

Scott was authorized to prepare the working drawings for the two offices in April 1859, but before they were completed his position was considerably weakened. The following month the Government fell, 'and my arch-opponent became once more autocrat of England'. In August a deputation of anti-Gothic architects went to see the Prime Minister, and by September it was clear that the Whig government was determined upon a Classical design. Scott was sent for by Palmerston who told him 'in a jaunty way that he could have nothing to do with this Gothic style, and that though he did not want to disturb my appointment, he must insist on my making a design in the Italian style, which he felt sure I could do quite as well as the other' (*Recollections*, p.185). Scott and his supporters, with their fervent commitment to Gothic, continued to lobby, so that at another interview he was informed that 'there is a degree of inconsistency in compelling a Gothic architect to erect a classic building, and so I have been thinking of appointing you a coadjutor, who would in fact make the design' (*Recollections*, p.190).

The shock of this news necessitated a holiday in Scarborough, where, having decided that 'to resign would be to give up a sort of property which Providence had placed in the hands of my family', Scott worked out a design in a compromise style – 'The course I determined on was to prepare a design in a variety of Italian, as little inconsistent with my antecedents as possible. I had, in dealing with Lord Hill's Chapel at Hawkstone, and with St Michael's Church, Cornhill, attempted, by the use of a sort of

early Basilican style, to give a tone to the existing classic architecture; and it struck me that not wholly alien to this was the Byzantine of the early Venetian palaces, and that the earliest renaissance of Venice contained a cognate element. I therefore conceived the idea of generating what would be strictly an Italian style out of these two sets of examples, Byzantine, in fact, toned into a more modern and usable form, by reference to those examples of the renaissance which had been influenced by the presence of Byzantine works' (*Recollections*, p.192). What contribution the joint architect for the India Office made to this design, which kept to the general plan of the Gothic design, is not clear (Nos.12-15).

Although this design, after alterations, secured the commendation of Burn, Fergusson and, incredibly, Cockerell, it did not meet with a favourable reception in Parliament in August 1860, although a vote between it and the Gothic design was deferred until the following year. Lord Palmerston, in September, left Scott in no doubt about his opinion – it was 'neither one thing nor t'other – a regular mongrel affair – and he would have nothing to do with it either'. It must be an Italianate design, or resignation.

'I made up my mind, ... bought some costly books on Italian architecture, and set vigorously to work to rub up what, though I had once understood pretty intimately, I had allowed to grow rusty by twenty years' neglect' (*Recollections*, p.199). According to Goodhart-Rendel, Scott was 'aided also it is said by the artistic assistance of a young draughtsman of great ability, who died untimely' (probably Edward O'Brien). This new design had to deal with a radical change in plan. The E end of the site was to be occupied by the Home and Colonial Offices at a future date, and the Foreign and India Offices were to share the W end with an irregular front to St James's Park allowed by the removal of the State Paper Office.

Matthew Digby Wyatt is usually only given the credit for the Durbar Court of the India Office, but he may well have prepared early sketches for the treatment of the elevations of the Foreign and India Offices (Nos.24-32). Scott wrote that 'the India Office, externally, was wholly my design, though I had adopted an idea as to its grouping and outline, suggested by a sketch of Mr Digby Wyatt's [perhaps No.32]. This I thought very excellent, although in his own drawing he had done but little justice to the conception' (*Recollections*, p.200).

Wyatt behaved with the utmost rectitude notwithstanding that he stood to succeed to the whole commission had Scott resigned. Scott wrote to Wyatt in 1869 congratulating the latter on his knighthood, 'I entered into an agreement with you at a time when, as I imagined, my position was strong, and when, shortly afterwards, and during a lengthened period it unexpectedly became very much the reverse, you adhered with all possible truthfulness to the arrangements made under difficult conditions. Nor have you throughout flinched from them or evinced any but the most friendly feeling of equal and loyal co-operation.'

The new design (Nos.33-57) was approved by Palmerston and voted by Parliament in July 1861; a motion by Scott's former ally, Lord Elcho, condemning the Classical design was defeated. Scott squared his Gothic conscience by having 'a splendid view made of a mediæval design adapted to the altered plan. It was by very far superior to any which I had hitherto made, and I placed it with my other Gothic designs in the exhibition at the Royal Academy [in 1864, No.786, as his diploma drawing], as a silent protest against what was going on' (*Recollections*, p.200: see No.88).

Work began on the Foreign and India Offices in 1863 which were complete by 1868. The contractor was George Smith & Co., the clerks of works were Mr Sheffield and Daniel Ruddle, the carving was by Farmer & Brindley and the sculpture by H. H.

Armstead, J. B. Philip, H. Protat and Raymond Smith; the contract sum for the Foreign Office was £200,000. The internal parts of the India Office, with its elaborately decorated courtyard, formed a separate contract and were entirely designed by Wyatt; the cost was £350,000.

Scott's first design for the Home and Colonial Offices (Nos.89-100) was altered and the final design of 1869 (Nos.107-115) included two small courts, leaving a large symmetrical court to be shared by all four government offices. Construction began in 1870 and was finished in 1874. The buildings between Parliament Street and King Street, on to which the new building fronted, were cleared away to make a new wide street. The contractor was Jackson & Shaw, the clerk of works Sheffield, the carving again by Farmer & Brindley and the sculpture by H. H. Armstead and J. B. Philip.

Certain parts of the design were never completed, however, owing to the legendary parsimony of A. S. Ayrton, First Commissioner of Works, who demanded economies of £100,000 on a contract of £250,000. Omitted were the two arcades across Downing Street, the central porch in Parliament Street and, most serious, the corner towers and sculpture on the parapet of the Parliament Street front. A reduced design for completing the parapet, substituting further sculpture for the towers, was apparently proposed in 1875 (see inscription on Scott, John Oldrid [51].2) and revived by J. O. Scott, but was not executed, and the roofline remains incomplete to this day.

Scott exhibited photographs of drawings and drawings of the Government offices at the AE 1860, Nos.331-335, and at the RA 1861, Nos.699-702. Further drawings are in the Public Record Office, the RA and the V & A.

See also [159].20, 24, 25, 27, 61; Scott, John Oldrid [51]; Barry, Sir Charles; Barry, Charles Jnr; Brodrick, Cuthbert; Goetze, Sigismund Christian Hubert [2]; Pollen, John Hungerford [26]; Pullan, Richard Popplewell [2], [3]; Stevens, Alfred [36].

[85] LONDON: Harrow School, chapel, Harrow (Middx)
Design for rebuilding; design for rebuilding showing modified design for S aisle (4):
1 Design for rebuilding
E elevation
Scale: $\frac{1}{8}$ in to 1 ft
Insc: As above & Harrow Chapel
s: G. G. Scott Archt | 20 Spring Ga ... (lost)
Pen & blue-grey wash on tracing paper, linen-backed (270 x 365)

2-4 Design for rebuilding showing modified design for S aisle
2 S elevation
Insc: (in pencil) As above & Harrow School Chapel | No.4 & (in pen) labelled
s: (in pencil) G. G. Scott - Archt | 20 Spring Gardens | London
(490 x 730)

3 Longitudinal section looking S
Insc: (in pencil) As above & Harrow School Chapel
s: (in pencil) G. G. Scott Archt | 20 Spring Gardens | London
(460 x 635)

4 Elevation of S aisle & longitudinal section through S aisle looking S
Insc: As above, Harrow School Chapel No.4 | Section throu (?) & east elevation of memorial aisle & labelled
s: Geo Gilbert Scott Archt | London
(450 x 625)

2-4 Scale: $\frac{3}{16}$ in to 1 ft
Pen on tracing paper, linen-backed

1-4 Prov: G. G. Scott Jnr & J. O. Scott, 1975

Lit: *Ecclesiologist*, XVI, 1855, pp.256-257; *Builder*, XIV, 1856, pp.372, 652; *CEAJ*, XIX, 1856, pp.288 (interior perspective looking E illus.), 289; *Ecclesiologist*, XVII, 1856, p.306; *ILN*, XXIX, 1856, pp.139 (interior perspective looking E illus.), 140; *Builder*, XVI, 1858, pp.71-72; XIX, 1861, p.477 (Vaughan Library); BN, X, 1863, pp.668-669 (Vaughan Library); Pevsner, *Middlesex*, 1951, pp.99-100; *VCH: Middlesex*, Vol.4, 1971, p.176
Scott rebuilt C. R. Cockerell's chapel of 1838-39, utilizing its foundations. Work was begun in 1854. The chancel and the N side of the nave were completed in 1856. The foundation stone of the Crimea memorial S aisle was laid 26 June 1856. The chapel was consecrated 1 November 1857. The contractor was Woodbridge of Harrow. Stone carving was executed by Jones and painted decoration by Castell. A bell turret was erected in 1865. Transepts and porches were added to designs of Aston Webb 1902-03. Scott also designed the adjacent Vaughan Library, built 1861-63. A drawing of the Vaughan Library by J. D. Wyatt was exhibited at the AE 1862, No.224. See also [159].18.

[86] LONDON: Houses at Harrow (Middx)
Design for a pair of semi-detached houses for W. Winkley
Front & back elevation(s)
Scale: $\frac{1}{8}$ in to 1 ft
Insc: As above & Houses for W. Winkley Esqre | Harrow
Pencil, linen-backed (380 x 520)
Prov: G. G. Scott Jnr & J. O. Scott, 1975

LONDON: Infant Orphan Asylum, later Royal Wanstead School, now Crown Court, Holly Bush Hill, Wanstead (Essex), Redbridge
See Scott, George Gilbert Snr & Moffatt, William Bonython [6]

[87] LONDON: Lincoln's Inn (Holborn), Camden
Preliminary design for new chambers; contract drawings for block B of new chambers (Nos.11-12 Old Square), 1876, for the Honourable Society of Lincoln's Inn (6):
1 Preliminary design for new chambers
Perspective of N side from NE, showing 2 ranges linked by a gateway
Insc: As above & Lincoln (sic) Inn. New chambers
s: Sir G Gilbert Scott | Architect
Pen & wash (470 x 550)

2-6 Contract drawings for block B of new chambers
2 Ground floor plan
Insc: As above & labelled, with dimensions given

3 Roof plan

4 N elevation & transverse section showing E staircase

5 S elevation, including section through E end

6 E & W elevation(s) [Fig.49]
w/m: J. Whatman 1875

4-6 Insc: As above, with dimensions given, level reached by 28 March 1878 indicated & (No.6) labelled

2-6 Scale: $\frac{1}{8}$ in to 1 ft
Insc: As above, New chambers Lincoln's Inn | Block B. No.2 & No.6 to No.9 respectively & This is one of the drawings | referred to in an agreement | dated the sixth day of December 1877 altered to 1876 | Geo Shaw
s: Sir Gilbert Scott. R.A. | Architect
Pen, coloured washes & (No.2) pencil (430 x 630 approx.)

1-6 Prov: C. M. O. Scott, 1953
MSS: Ledger I, p.37; Ledger II, p.44
Lit: *Architect*, VII, 1872, p.61 (library); *Builder*, XXX, 1872, pp.742-743 (library); XXXI, 1873, pp.945-947 (plan & perspective of block A of new

chambers, i.e. Nos.8-10 Old Square, illus.); *Architect*, XVII, 1877, p.186; Sir R. Roxburgh (ed.), *The Records of the Honourable Society of Lincoln's Inn. The black books*, Vol.5, A.D. 1845-A.D. 1914, 1968, pp.xlii-xliv & 70-214 *passim*
In 1857 a committee was appointed to look into the question of building new courts and chambers for the Equity Judges. Scott submitted designs in 1858, but the scheme was abandoned. In 1865 a new committee was appointed to consider the question of building new chambers, and in 1866 Scott submitted plans for a block at the N end of the garden. This scheme was abandoned in 1871, and in 1872 it was decided instead to rebuild Old Square, as far S as, and including, the gatchouse, to Scott's designs. Work on block A of new chambers (Nos.8-10 Old Square) was begun in the autumn of 1872. In 1873 part of the scheme was shelved, thus sparing the gatchouse. Block A was completed in 1875. The contractor was Jackson & Shaw, and the clerk of works John Kaberry. Block B (Nos.11-12 Old Square) was built 1876-79. Blocks C and D comprise Nos.13-15 Old Square. Block C was built 1879-80 under John Oldrid Scott. Block D was built 1884-87 under Sir Edmund Beckett (from 1886 Lord Grimthorpe). Scott also enlarged the library, 1871-72. See also [159].30; Scott, Giles Gilbert [98]; Hardwick, Philip [1].

[88] LONDON: Royal Courts of Justice, Strand, Westminster
Competition design, c.1866 (4):
1 Perspective of interior street [Fig.37]
Insc: (on labels) As above & Design for the new Law Courts
s: (on labels) Geo: Gilbert Scott R.A. & G. G. Scott, R.A.
(990 x 560)

2 Perspective of Carey Street corridor
Insc: (on labels) As above & This entrance has been widened and | otherwise modified in the alternative plan
s: (on label) Geo: Gilbert Scott Archt
(960 x 580)

3 Perspective of great ambulatory [Fig.38]
(545 x 555)

4 Perspective of entrance hall
Insc: (on label) As above
s: (on labels) Geo: Gilbert Scott R.A. & G. G. Scott, R.A. ... (lost)
(795 x 635), lower right corner lost

1-4 Pen & brown wash, cartridge-backed
Prov: C. M. O. Scott, 1953
MSS: Letter from William Burges to Scott, d. 20 November 1867; MS of *Recollections*, Vol.3, p.257
Lit & reprd: *Builder*, XXIV, 1866, pp.105, 135, 205, 235-237, 291, 305, 386, 523-524, 654, 866; BN, XIII, 1866, p.176; *Builder*, XXV, 1867, pp.48, 69-70, 89-91, 108-109, 144, 223-225 (perspective of Strand front of Scott's design illus.), 444-445, 593, 607, 630, 936-937; BN, XIV, 1867, pp.57-58, 79-80, 95-96, 117, 137-138, 153-154, 169, 186-187, 234, 241 (perspective of Strand front of Scott's design illus.), 249, 480-481 (perspective of part of Strand front of Scott's design illus.); *CEAJ*, XXX, 1867, pp.65-72 (extracts from Scott's report submitted with drawings printed pp.66-68), 97-104; *Design for the new Law Courts submitted by Geo. Gilbert Scott, R.A., n.d. [1867?]* (plans, elevations, sections & perspectives of Scott's design illus; Nos.1-4 reprd); *Ecclesiologist*, XXVIII, 1867, pp.113-121, 291-293; G. G. Scott, *Remarks on the designs for the new Law Courts*, n.d. [1867?]; *RIBA Papers*, 1st ser. XIX, 1869, pp.2-5; *Recollections*, pp.273-278; M. H. Port, 'The New Law Courts competition, 1866-67', *Architectural History*, XI, 1968, pp.75-93; J. Summerson, *Victorian Architecture. Four studies in*

evaluation, New York & London 1970, pp.92-114; J. Physick & M. Darby, 'Marble halls', V & A exhibition catalogue, 1973, p.49

Scott was one of six architects invited in December 1865 to enter a competition for the design of new Law Courts. In March 1866 Scott and E. M. Barry withdrew in consequence of a condition that the winning architect be forbidden to undertake new work for three years. This condition was withdrawn in April 1866 and Scott and Barry were reinvited, the number of architects invited to compete being increased to twelve. Designs were submitted by eleven architects in January 1867, and in July 1867 the judges recommended that the commission be offered jointly to E. M. Barry and G. E. Street. This decision aroused considerable controversy. Eventually the Attorney-General ruled that it was invalid and it was set aside. Street was nominated sole architect in May 1868. Scott had by this time withdrawn from the competition. Scott exhibited photographs of competition drawings at the AE 1867, Nos.333-350. See also [159], 30, 31; Brandon, John Raphael; Street, George Edmund [10].

[89] LONDON: St Pancras station & Midland Grand Hotel, Euston Road (St Pancras), Camden Design, possibly including competition drawings, c.1865; working drawings, c.1867 &c, for the Midland Railway Co. (34):

1-19 Design, possibly including competition drawings
Scale: $\frac{1}{10}$ in to 1 ft
Insc: Labelled, with dimensions given & Sir G.G. Scotts / sketches of plan
Pencil, backed with cartridge & linen, 4 sheets pasted together (1100 x 1475)

2 Ground floor plan
Scale: $\frac{1}{20}$ in to 1 ft
(1065 x 1665), parts of upper & lower edges lost

3 Basement plan, including S part of shed &c, with plan of mezzanine in W range on a flier
(1225 x 1575, flier 1225 x 430)

4 Ground floor plan, including S part of shed &c
Insc: Verso Keep dry / Revd H. O. Cox M. A. / Bodleian Library / Oxford
(1160 x 1420), parts of left & lower edges & upper right corner lost

5 First floor plan, including booking office range but not shed, with plan of part of a staircase on a flier
(1250 x 1620, flier 120 x 25), parts of lower edge lost

6 Second floor plan, including roof of S part of shed &c
(1215 x 1585), parts of upper & lower edges lost

7 Third floor plan
Insc: The same plan will apply to the fourth floor, should it be adopted
(1190 x 1540)

8 Plan of lower attic
Insc: The upper attic will be devoted to bedrooms for servants which will be divided into four classes and the rooms approached by distinct staircases / 1 Male visitors servants 2 Female do / 3 Male hotel servants 4 Female do
(1245 x 1615), parts of upper edge lost

2-8 Insc: As above & labelled
3, 5, 7, 8 s: (on backing sheet) Geo: Gilbert Scott R.A.
2-8 Pen & wash with buff wash, backed with green cartridge & linen

9 S elevation
(740 x 1355), upper left corner lost

10 E elevation, including S part of shed &c [Fig.39]
(740 x 820), lower left & upper right corners lost

3-10 Scale: $\frac{1}{10}$ in to 1 ft

9-10 Insc: (No.9 blue crayon, partly lost) Midland Hotel
Pen with sepia pen & wash, cartridge-backed

11 Rough perspective of entrance to hotel on S front
Two sheets pasted together (1440 x 550)

12 Rough perspective &, inset, details of departure gateway tower on S front
Three sheets pasted together (1465 x 545)

13 Rough perspective &, inset, details of 1 of 2 corbelled-out bays on S front
Two sheets pasted together (1115 x 545)

14 Rough perspective &, inset, details of arrival gateway on S front
Two sheets pasted together (1105 x 550)

11-14 Pencil, linen-backed

15 Rough perspective &, inset, details of clock tower at SE corner
Pencil, cartridge-backed, 3 sheets pasted together (1940 x 535)

12-15 Insc: Labelled, with dimensions given

16 Perspective of entrance to hotel on S front
(1105 x 475)

17 Perspective of departure gateway tower on S front
(1100 x 520)

18 Perspective of 1 of 2 corbelled-out bays on S front [Fig.40]
(760 x 325)

16-18 Pen with sepia pen & wash, cartridge-backed

19 Interior perspective of coffee room [Fig.41]
s: (in monogram) TGJ (Thomas Graham Jackson?)
Sepia pen & wash, pencil & grey wash (510 x 660)

20-34 Working drawings

20 Transverse section through hotel & departure gateway looking W
Scale: $\frac{1}{10}$ in to 1 ft
Insc: As above & No.15, with dimensions given
s: G. G. ... (lost) Archt / London
(590 x 480), damaged

21 Elevation & section(s) of ground & 1st floors of 1 bay of S front
Insc: As above, No.26 & labelled, with dimensions given
(750 x 500)

22 Elevation & section of ground & 1st floors of oriel window on S front [Fig.42]
Insc: As above, No.28 & labelled, with dimensions given & a note
(605 x 735)

23 S elevation of arrival gateway
Insc: As above, No.29 & labelled, with dimensions given
(725 x 635), damaged

24 Longitudinal section thro' arrival gateway & plan of cloister
Insc: As above, No.30 & labelled, with dimensions given
(735 x 950), damaged

25 Longitudinal section thro' cloister in arrival gateway
Insc: As above, No.31 & labelled, with dimensions given
s: Geo: Gilbert Scott / Archt / London
(365 x 870)

26 S elevation of ground & 1st floors of clock tower &, inset, elevation of a window head
Insc: As above, No.33 & labelled, with a note
s: Geo G. Scott, Archt / 31 Spring Gardens / London
(695 x 735), damaged

27 Half E elevation, half-section of basement, ground & 1st floors of clock tower
Insc: As above, No.33 & labelled, with dimensions given & a note & (in pencil) Recd 23rd April
s: Geo G. Scott / Archt / London
(740 x 575)

28 Elevation of basement & ground & 1st floors of shops & offices on side of (clock) tower
Insc: As above, No.35, labelled, with dimensions given & Received Nov. 26th 1867 for CW / WSW
s: Geo Gilbert Scott / Archt / London
(960 x 630)

29 Section & part-elevation, part-section of staircase
Insc: As above, No.36 & labelled, with dimensions given & a note
(595 x 735)

21-29 Scale: $\frac{1}{2}$ in to 1 ft

30 N elevation of shed & flanking towers &, inset, plan & side elevation of tower
Scale: $\frac{1}{10}$ in to 1 ft
Insc: As above, No.45, labelled & Recd December 10th 1867 / CW / per WSW
s: Geo G. Scott, Archt / 31 Spring Gardens / London
(495 x 740)

31 E elevation of ground & 1st floors of bay linking hotel & shed & adjoining 1st bay of shed on W side, N elevation of part of shed & NE tower, W elevation of base of NE tower & part E elevation of top of tower
Insc: As above, No.46, labelled, with dimensions given & Received Decr 4 1867 / CW / per WSW
s: Geo G. Scott Archt / London
(715 x 1000), damaged

32 Elevation of doorway from corridor into coffee room & interior elevation of window, 1 bay of coffee room [Fig.43]
Insc: As above, No.48 & labelled
s: G. G. Scott Archt / London
(490 x 475)

33 Transverse section thro' corridor & coffee room, showing elevations of archway in corridor & door in coffee room
Insc: As above, No.48 & labelled, dimensions given
(565 x 750)

31-33 Scale: $\frac{1}{2}$ in to 1 ft
20-33 Insc: As above, Midland Railway Terminus & (No.28) S Pancras Station & Hotel
Pen & coloured washes on tracing paper, backed with linen or cartridge & linen

34 Plan of gatepost & part-elevation, part-section of gatepost & part of entrance gates, with modified elevations of parts of gates pasted over [Fig.44]
Scale: $\frac{1}{4}$ FS
Insc: (in pen & red pen) As above, S. Pancras Terminus & labelled, with notes
s: Geo Gilbert Scott / Archt / 31 Spring Gardens / London
Pencil & coloured washes, linen-backed, 3 sheets pasted together (1720 x 550, modifications 265 x 35)

1-34 Prov: Pres. by C. M. O. Scott, 1933 ('a water-colour drawing of the entrance to St Pancras Station', i.e. No.16 or No.17); G. G. Scott Jnr & J. O. Scott, 1942 (Nos.20-34); C. M. O. Scott, 1953 (remainder)
Lit & reprd: Builder, XXIII, 1865, p.896; XXIV, 1866, pp.33, 67-68, 105, 340; BN, XIII, 1866, p.30; Builder, XXVI, 1868, pp.738, 744; BN, XVI, 1869, pp. 136-141 (section through shed &c looking S illus.), 278-279 (interior perspective

of shed illus.); *Architect*, V, 1871, p.10 & pl. following (exterior perspective from SE illus.); VII, 1872, pp.16-17; *Builder*, XXX, 1872, p.682; Eastlake, appendix, No.283; *Builder*, XXXI, 1873, p.371; BN, XXVI, 1874, pp.437, 554, 558-559 (exterior perspective from illus.); F. S. Williams, *The Midland Railway: its rise and progress*... n.d. [1876], pp.344-350; *Recollections*, pp.270-272; Pevsner, *London II*, 1952, pp.368-369; P. Ferriday, 'The Grandest folly of them all', *CL*, CXXXVIII, 1965, pp.1314-1317; E. G. Barnes, *The Rise of the Midland Railway 1844-1874*, 1966, pp.255-272; Sir J. Summerson, 'Red elephant in the Euston Road', *ILN*, CCLI, 1967, pp.17-19; J. Simmons, *St Pancras station*, 1968, pp.47-61, 91-113; J. Summerson, *Victorian architecture. Four studies in evaluation*, New York & London 1970, pp.38-45 (Nos.4, 9 reprd p.31, No.12 reprd p.32, No.16 reprd p.33); J. Physick & M. Darby, 'Marble halls', V & A exhibition catalogue, 1973, pp.182-183. Scott was one of eight architects or partnerships invited to enter a competition for the design of station and hotel buildings in the summer of 1865. Designs were submitted in the autumn and examined in December; Scott was declared winner of the competition in January 1866. Scott's revised plans were accepted in April 1866, at the end of which year a clerk of works was appointed - John Saville. The train shed was erected to designs of the engineers Barlow and Ordish 1866-68, but financial difficulties delayed the start of work on the station and hotel buildings until 1868. A temporary booking hall and associated offices were hurriedly completed in time for the commencement of railway services on 1 October 1868. The part E of the departure gateway was complete by the end of 1871. The hotel was opened 5 May 1873, but work on the curved wing was not finished until the spring of 1876. The contractor for the parts below the level of the platform was Waring Brothers, for the remainder Jackson & Shaw. Carving was executed by Farmer & Brindley. As to the date of the gates (No.34), an amended design for them was approved in 1870. Scott exhibited a drawing of the buildings at the RA 1866, No.780. Further drawings are in the Public Record Office (British Transport Historical Records). See also [159].29; Hill, Oliver F. [110].

[90] LONDON: Westminster Abbey, Bayliff's Hospice, Dean's Yard
Contract drawing for alterations, c.1856
Basement & ground floor plan(s)
Scale: $\frac{3}{16}$ in to 1ft
Insc: As above, *Proposed alteration of a house in Deans Yard Westminster, No.1*, labelled, with dimensions given & Jackson & Shaw
s: Geo. Gilbert Scott | *Architect* | London
w/m: S. Evans & Co. 1856
Pen & coloured washes (470×655)
Prov: G. G. Scott Jnr & J. O. Scott, 1942

[91] LONDON: Westminster Abbey, collegiate church of St Peter
Designs for seats, for lobby inside W doors & for restoring western portal of N transept (3):
1 Designs for seats
Perspectives [Fig.16]
Insc: *Westminster Abbey | Designs for seats, No.1 & No.2 & JT. (Lord John Thynne) | Subdean*
s: G. G. Scott | *Architect* | 20 Spring Gardens
Pencil & brown wash (355×410)

2 Design for lobby inside W doors
Plan, elevation & section
Scale: $\frac{1}{2}$ in to 1ft
Insc: As above, *Westminster Abbey - | Lobby for western doors & labelled*
s: Sir G. Gilbert Scott R.A. | *Spring Gardens. London*
Pen & wash with buff & blue-grey washes, cartridge-backed (540×750)

3 Design for restoring western portal of N transept
Section through western portal behind outer arch [Fig.25]
Scale: $\frac{1}{2}$ in to 1ft
Insc: As above & *Westminster Abbey: | Western portal north of transept*
s: Sir G. Gilbert Scott: R.A. | *Spring Gardens | London*
Pen (625×455)

1-3 Prov: C. M. O. Scott, 1953
MSS: Letter from Dean Trench to Scott, d. 20 August 1857; letter from Canon Wordsworth to Richard Coad, d. 22 March 1858; letter from George Godwin to Scott, d. 24 February 1865; letter from the Rev. C. Boutell to Arthur Thompson, d. 25 April 1867; letter from R. Norman Shaw to Scott, d. 17 October 1868; letter from Dean Stanley to Scott, d. 4, July 1870; MS of *Recollections*, Vol.4, p.35; Ledger I, p.63; Ledger II, p.101
Lit: G. G. Scott, report & letter on the royal monuments printed (together with estimate of sum proposed to be voted by Parliament) under the heading 'Westminster Abbey (royal monuments)', *Estimates, &c. Civil services. For the year ending 31 March 1855*, 1854, pp.22-31; *Ecclesiologist*, XVI, 1855, p.191; *Builder*, XIV, 1856, pp.558-559; *ILN*, XXVIII, 1856, p.180 (choir pulpit illus.); BN, IV, 1858, p.59; IX, 1862, pp.198-199; *ILN*, XL, 1862, p.195 (brass to R. Stephenson illus.); *Ecclesiologist*, XXV, 1864, p.181; *Builder*, XXV, 1867, pp.821, 823; *ILN*, I, 1867, p.408; LI, 1867, pp.271, 272 (altar screen illus.); *Builder*, XXVII, 1869, p.513; *Architect*, IX, 1873, p.204; *Builder*, XXXI, 1873, p.311; *Architect*, XIV, 1875, p.213; *Builder*, XXXIII, 1875, p.381; BN, XXXIV, 1878, pp.442, 444-445 (perspective of N transept portals illus.); *Builder*, XXXVII, 1879, pp.312-317; *Recollections*, pp.151-154, 284-285, 286-288; BN, XLI, 1881, pp.706, 743; *Transactions of the SPAB for the year ending December 31st 1880*, 1881, pp.15-26; W. R. Lethaby, *Westminster Abbey re-examined*, 1925, pp.67-79; J. Perkins, *Westminster Abbey: its worship and ornaments, 1938-1952*, *passim*; E. Carpenter (ed.), *A House of kings. The history of Westminster Abbey*, 1966, pp.287, 308-310, 316-317. Scott was appointed architect to Westminster Abbey in February 1849 on Edward Blore's retirement. He was responsible for much work on the fabric and fittings of the church. (His restoration of the chapter house, carried out for the government, will not be discussed here.) In 1854 he produced reports on the state of the royal monuments and on the state of the abbey generally. The latter report, of which Scott wrote that it 'ought to be preserved as a public document of some interest and value' (*Recollections*, p.154), is now among the Gladstone papers in the British Library (Add. MS 44379, ff.73-99). Fittings designed by Scott include altar rails; low metal screens to the sanctuary and to the transepts; a new choir pulpit, 1855; a new nave pulpit, 1862; the restored altar screen and new paving around the altar, 1864-73; and a new altar table and font in Henry VII's chapel, 1870-72. His most important work on the fabric is the restoration of the portals of the N transept. This was begun in 1875. Work on the eastern portal was completed in 1878, work on the western portal in 1879. On J. L. Pearson's appointment as surveyor to the abbey in 1879, John Oldrid Scott was appointed to superintend the completion of the restoration of the portals, and the centre portal was restored 1880-85. The contractor was Henry Poole & Sons, later called Piersy & Co. Carving was executed by Farmer & Brindley. Scott exhibited a drawing of the N transept portals at the RA 1875, No.1044. Further drawings are in the Society of Antiquaries and the V & A. See also [159].56; Scott, George Gilbert Jnr & Scott, John Oldrid [8]; Blacking, William Henry Randall; Hawksmoor, Nicholas [3]; Lutyens, Sir Edwin Landseer [193]; Pearson, John Loughborough [13], [14].

[92] LONDON: Westminster Abbey, cloister for monuments
Unexecuted design; unexecuted designs, c.1873 (8):

1 Unexecuted design
Site plan, showing a cloister of 12×2 bays to Abingdon Street & 8×2 bays to Great College Street, linked at its N end to Little Cloister
Scale: $\frac{1}{50}$ in to 1ft
Insc: Labelled, with dimensions given
s: George Gilbert Scott. R.A. | *Architect* | 20 Spring Gardens
Pen & wash, pink wash & pencil on tracing paper, backed with cartridge & linen (570×765)

2 Unexecuted design
Site plan, showing a cloister of 20×2 bays to Abingdon Street, incorporating the Jewel Tower, with the entrance at its N end
Scale: $\frac{1}{44}$ in to 1ft approx.
Insc: *Westminster Abbey - | Proposed cloister for the reception of monuments & labelled*
s: Sir G. Gilbert Scott R.A. | *Spring Gardens | London*
w/m: J. Whatman 1873
Pen & wash with pink wash (625×935)

3-8 Unexecuted design
3 *Plan of 4 bays of vaults*
Pen & blue wash (420×585)

4 *Plan of 4 bays of cloister*
Pen & blue wash (420×585)

5 *Elevation of 3 bays*
Pen & wash (565×385)

6 *Longitudinal section through 4 bays*
w/m: J. Whatman 1873
Pen & wash (565×385)

7 *Transverse section*
Pen & wash (570×385)

3-7 Scale: $\frac{1}{32}$ in to 1ft
Insc: As above, *Westminster Abbey | Proposed cloister & (except No.5) labelled*
s: Sir G. Gilbert Scott. R.A. | *Architect*

8 Perspective from NE, showing a cloister of 22×2 bays to Abingdon Street with a return of 4×2 bays linked to the chapter house [Fig.14]
Insc: *Westminster Abbey - Proposed cloister*
s: Sir G. Gilbert Scott R.A. | *Spring Gardens. London*
Pen (525×775)

1-8 Prov: G. G. Scott Jnr & J. O. Scott, 1942 (No.2); C. M. O. Scott, 1953 (Nos.1, 3-8)
MSS: Letter from Lord John Thynne to Scott, d. 18 June 1870
Lit & reprd: *Ecclesiologist*, XXIX, 1868, pp.280-181; *Sacristy*, II, 1872, p.3; *Architect*, XI, 1874, p.22; BN, XLVI, 1884, pp.326, 330-331 (plan illus.; Nos.7, 8 reprd); A. D. C. Hyland, 'Imperial Valhalla', *Jnl of the Society of Architectural Historians*, XXI, 1962, pp.129-139, Scott's schemes p.132; J. Physick & M. Darby, 'Marble halls', V & A exhibition catalogue, 1973, p.51. Scott prepared various designs for a building to house monuments from Westminster Abbey and provide space for future monuments, but nothing came of the scheme. Proposals were included in the report on the state of Westminster Abbey which Scott submitted in 1854. This report, which was referred to the Chancellor of the Exchequer, is now among the Gladstone papers in the British Library (Add. MS 44379, ff.73-99). Drawing No.1 would be connected with the new and more ambitious scheme which Scott submitted to the Thames Embankment Commissioners in 1863. A meeting was held c.1871 under the auspices of the Dean of Westminster and the Society of Antiquaries to promote plans for a

cloister, but, writing in 1872, Scott saw 'no prospect of its being carried into execution' (*Recollections*, p.287). Further drawings were prepared c.1873. In 1874 a writer in the *Architect* described the cloister as likely to be proceeded with. *See also* Pearson, John Loughborough [15].

[93] LONDON: Westminster Abbey, Deanery
Design for restoration
Plan of 1st floor of S range, i.e. of upper part of kitchen, drawing room & library
Scale: $\frac{1}{4}$ in to 1ft
Insc: As above, *First floor plan shewing portion of the Deanery | Westminster | No.1*, labelled & (added in pencil) labelled, with dimensions given
s: *Geo. Gilbert Scott, R.A. | Architect | London*
Pen & wash with pink wash (495 × 655)
Prov: G. G. Scott Jnr & J. O. Scott, 1942

[94] LONDON: Westminster Abbey, Receiver General's house, Little Cloister
Design
2nd floor plan
Scale: $\frac{1}{4}$ in to 1ft
Insc: As above, *Westminster Abbey | Receiver General's House in the Little Cloister, No.3* & labelled, with dimensions given
s: *G. G. Scott R.A. | Spring Gardens | London*
Pen & coloured washes on tracing paper, linen-backed (425 × 575)
Prov: G. G. Scott Jnr & J. O. Scott, 1942

[95] MALVERN, GREAT (Worcs): Priory church of St Mary & St Michael & All Angels
Designs for reseating, c.1859-61 (2):
1 Plan, with rough amendments corresponding to No.2
s: *G. G. Scott, Esqre | Architect, 20 Spring Gardens, London*
w/m: J. Whatman 1859
(645 × 1015), lower left corner lost, affecting plan

2 Plan
Insc: Verso, addressed to *G G Scott Esqre | 20 Spring Gardens | London | SW & franked D | Malvern | My 16 | 61*
(615 × 920), right side & upper & lower left corners lost, affecting plan

1-2 Scale: $\frac{3}{16}$ in to 1ft
Insc: (partly lost from No.2) *Gt Malvern Priory Church | Proposed plan for seating*, labelled, with table of accommodation & (No.2) dimensions given
Pen & wash with brown & buff washes
Prov: C. M. O. Scott, 1975
Lit: *Builder*, XI, 1853, p.761; XVI, 1858, p.699; *ASB*, V, 1859-60, pp.xcviii-xcix; VI, 1861-62, pp.lxxxi, cxxxvii; VII, 1863-64, pp.lviii, cxvii
Scott reported on the church c.1854 and in 1858. It was restored to his designs 1860-62, and repaved and partially refitted 1863-64. According to Pevsner, *Worcs*, 1968, p.163, Scott also designed the monument to Sir H. E. F. Lambert (died 1872).

[96] MANCHESTER: Cathedral & collegiate church of St Mary, St Denys & St George
Design for organ case on choir screen (2):
1 E elevation
Insc: (on organ case) *Praise God in His Holiness*
Pen & sepia pen, cartridge-backed (625 × 470)

2 S elevation, including transverse section through screen
Insc: (on organ case) *Let everything that hath breath praise the Lord & Young men . . . old men and children . . . the Lord*
Pen & sepia pen, linen-backed (615 × 445)

1-2 Prov: C. M. O. Scott, 1953 (No.1) & 1975 (No.2)
MSS: Letter from Dean Cowie to Scott, d. 10 July 1877

Lit & reprd: *British Architect*, I, 1874, pp.97-98; H. A. Hudson, *The Medieval woodwork of Manchester cathedral*, Manchester 1924, p.84; P. Howell, *Victorian churches*, 1968, pl.18 (No.1 reprd)
The loft and W part of the screen were removed in 1864 and re-erected by Scott with the addition of a new organ case of his own design c.1872. The organ case was damaged during the Second World War and was subsequently removed. Scott was also responsible for work on the Cheetham chapel.
See also [159].35.

MANCHESTER: Church of the Holy Trinity, Stretford Road, Hulme
See Scott, George Gilbert Snr & Moffatt, William Bonython [7]

[97] NEWARK (Notts): Church of St Mary Magdalene
Contract drawing for restoration & refitting, 1852; design for reredos (2):

1 Contract drawing for restoration & refitting
Plan
Scale: $\frac{1}{4}$ in to 1ft
Insc: *Church of St Mary Magdalene | Newark | Plan shewing proposed re-arrangement. No.1*, (against parts of wall of chancel) *To be restored & This is one of the drawings | Nod 1-10 inclusive | referred to in the agreement | signed by me this fifteenth day of November one | thousand eight hundred and fifty two | Witness - William Hadfield | Wm M. Cooper*
s: *George G. Scott | Architect | 20 Spring Gardens | London*
Pen with blue, brown & buff washes, cartridge-backed (615 × 920)

2 Design for reredos
Plan, front elevation & section(s) thro' side screens & thro' central portion
Scale: $\frac{3}{16}$ in to 1ft
Insc: As above & *Church of S. Mary Magdalene. Newark | Design for reredos*
s: *G. G. Scott, Archt | 20 Spring Garde . . . (lost) | London*
Pen & blue wash, cartridge-backed (455 × 650)

1-2 Prov: C. M. O. Scott, 1953
Lit: *Builder*, XI, 1853, p.60; *BN*, IV, 1858, pp.1029-1031 (interior perspective looking E illus.); Anon., *Modern churches, church furniture and decoration . . .*, 1867, pp.144-146 (interior perspective looking E illus.); *Builder*, XXVII, 1869, p.310; *BN*, XXIII, 1872, p.268; C. Brown, *A History of Newark-on-Trent*, Vol.1, Newark 1904, pp.329-333
Scott was appointed in 1852 to restore and refit the church. Work was begun in January 1853, and the church was reopened 12 April 1855. The clerk of works was James M. Johnston. Scott repaired the tower and spire in 1869, the contractor being J. J. Fast of Melton Mowbray. Gates to the chancel aisles were executed to Scott's designs in 1872.

[98] NEWCASTLE UPON TYNE (Northumberland): Church, now cathedral church, of St Nicholas
Designs for rearranging seats (2):

1 *Plan showing proposed rearrangement of seats*, with alternative plan of N transept on a flier
s: *Sir Gilbert Scott R.A. | Architect | London*
Two sheets pasted together (635 × 1080, flier 295 × 250)

2 *Amended plan shewing chancel seats & seats in transepts*
s: *Sir Gilbert Scott R.A. | London*
Two sheets pasted together (490 × 570)

1-2 Scale: $\frac{1}{8}$ in to 1ft
Insc: As above, *No.37 & No.43* respectively, *S. Nicholas Church, Newcastle on Tyne* & labelled, with (No.1) table of accommodation & (No.2) dimensions given
Pen & coloured washes, linen-backed
Prov: C. M. O. Scott, 1975
MSS: Ledger I, p.29

Lit: *Builder*, XXIV, 1866, p.450 (extracts from Scott's report on the tower & spire printed); *BN*, XIII, 1866, pp.160, 454, 770; *Builder*, XXV, 1867, p.338; XXVI, 1868, pp.160, 718; *Architect*, III, 1870, p.168; *Builder*, XXVIII, 1870, p.244; XXXI, 1873, p.516; *British Architect*, I, 1874, p.270; III, 1875, p.206; V, 1876, p.235; *Builder*, XXXIV, 1876, p.20; *British Architect*, VII, 1877, p.358; *BN*, XXXII, 1877, p.579; H. L. Honeyman & T. Wake, 'The Cathedral church of Saint Nicholas, Newcastle upon Tyne', *Archaeologia Aeliana*, 4th ser. IX, 1932, pp.96-193 (Scott's work pp.145-146)
Scott restored the tower and spire 1867-70 and the S transept and W window in 1871. Thorough restoration and refitting of the church was resolved upon in June 1873. Work on the nave and transepts was completed in November 1875, and the chancel was reopened 1 June 1877. The contractor was Walter Scott of Newcastle, and the clerk of works James Yeoman. Fittings of wood were executed by Farmer & Brindley. *See also* Cockerell, Charles Robert.

[99] NOCTON (Lincs): Church of All Saints
Contract drawings for rebuilding, c.1858; contract drawing for S aisle & porch, c.1870; design for altar table (11):

1-9 Contract drawings for rebuilding
1 Plan
Insc: As above & labelled
(475 × 640)

2 *Longitudinal section looking S*
w/m: J. Whatman 1858
(475 × 650)

3 *Longitudinal section looking N*
w/m: J. Whatman 1858
(475 × 650)

4 *Transverse section through nave & tower looking E*
Insc: As above & (in blue pen) labelled
(645 × 475)

5 *Transverse section through nave looking W* & inset, section through tower stair
(650 × 475)

6 *Transverse section thro' chancel looking E & E elevation*
w/m: J. Whatman 1858
(465 × 635)

7 *S elevation*
w/m: J. Whatman 1858
(475 × 650)

8 *W elevation*
Insc: As above & (in pencil) labelled
(650 × 475)

9 *N elevation*
Insc: As above & (in blue pen) labelled
w/m: J. Whatman 1858
(475 × 650)

1-9 Scale: $\frac{3}{16}$ in to 1ft
Insc: As above, *Nocton Church, No.1 to 9, No.2 to No.8 & No.9 to 1* respectively & *WH* (William Huddleston)
s: *G. G. Scott Archt | 20 Spring Gardens | London*
Pen & coloured washes

10 Contract drawing for S aisle & porch
Plan, W & S elevation(s), transverse section looking E & details of windows
Scale: $\frac{3}{16}$ in to 1ft, $\frac{3}{16}$ in to 1ft, $\frac{1}{4}$ FS
Insc: As above, *All Saints Church. Nocton. Lincolnshire | South aisle and porch*, labelled & *William Huddleston*
s: *G. G. Scott R.A. | Spring Gardens | Londo . . . (lost)*
w/m: J. Whatman 1870
Pen & coloured washes (725 × 490)

11 Design for altar table

Front & end elevation(s)

Scale: 1in to 1ft

Insc: As above, *All Saints Church – Nocton – Lincolnshire | Altar table & (in pencil) labelled, with dimensions given*s: *Sir G. Gilbert Scott R.A. | Spring Gardens. London*
Pen & wash (405 × 590)

1-11 Prov: C. M. O. Scott, 1975

Lit: *AASR*, VI, 1861-62, pp.ciii-civ; *BN*, IX, 1862, pp.470, 473 (plan, exterior perspective from NE, & plan, elevation & details of tomb of the Earl of Ripon illus.); *Builder*, XXI, 1863, p.14; *ILN*, XLII, 1863, pp.73 (exterior perspective from NE illus.), 74; *AASR*, XI, 1871-72, pp.lxxx-xxxii; *Architect*, VIII, 1872, p.278; *BN*, XXIII, 1872, p.372; Pevsner & Harris, *Lincs*, 1964, pp.610-611

The church was built at the expense of the Countess of Ripon as a memorial to her husband, the 1st Earl, who died in 1859, and was consecrated 16 December 1862. It contains the tomb of the Earl of Ripon, designed by Scott and executed by Farmer, the effigy carved by Matthew Noble. The church was reopened 1 November 1872 after the addition of a S aisle, porch and reredos. The reredos was executed by Farmer & Brindley.

[100] NORFOLK ISLAND (New Hebrides): Bishop Patteson's memorial chapel

Design

Plan

Scale: 1/4in to 1ft

Insc: *Bishop Patteson's memorial chapel | Norfolk Island, with dimensions given*

Pen on tracing paper (615 × 1015)

Prov: G. G. Scott Jnr & J. O. Scott, 1975

According to T. G. Jackson, *Recollections* (ed. B. H. Jackson), 1950, pp.132-133, the chapel was built to designs of T. G. Jackson, c.1875.**[101] NORTHAMPTON: Church of St Sepulchre**

Working drawing for chancel roof, c.1861 (?)

Plan, section(s) & details

Scale: 1/2in to 1ft, 1in to 1ft

Insc: As above, *St Sepulchres Church. Northampton | Roof over chancel & labelled, with dimensions given; roof, repaired with 2 strips from envelopes, one of which includes the frank Northampton | A | MY29 | 61 & the other the address J. L. Irvine (sic) | St Sepulchre's Church | ... (lost)*s: *G. G. Scott Archt | 20 Spring Gardens | London*

Pen & coloured washes (530 × 660)

Prov: G. G. Scott Jnr & J. O. Scott, 1975

MSS: Ledger I, pp.60, 83; Ledger II, p.14; Ledger III, p.38b

Lit: *Builder*, IX, 1851, pp.423, 681; *Ecclesiologist*, XII, 1851, pp.423-426; *Builder*, X, 1852, pp.262-263, 429; *Ecclesiologist*, XIII, 1852, pp.184-197; *AASR*, V, 1859-60, pp.lxxxvii-lxxxviii; *CEAJ*, XXIII, 1860, pp.286-287; *BN*, VII, 1861, pp.674, 770-771; VIII, 1862, p.449; *ILN*, XL, 1862, pp.633, 635 (exterior perspective from SE illus.); *AASR*, VII, 1863-64, pp.c-ci; *Ecclesiologist*, XXV, 1864, p.179; XXVIII, 1867, p.246; *AASR*, IX, 1867-68, pp.xliii, xcvi-xcix; *Ecclesiologist*, XXIX, 1868, pp.61-62; *Builder*, XXVIII, 1870, pp.20, 293; *AASR*, XI, 1871-72, pp.xcv-xcvi; J. C. Cox & R. M. Serjeantson, *A History of the church of the Holy Sepulchre, Northampton*, Northampton 1897, pp.69-79

In 1851 a committee was formed to direct the restoration and enlargement of the church and Scott was appointed architect. He showed rough proposals at a meeting of the Northampton Architectural Society in October 1851 and his revised plans were approved in June 1852. Enlargement, reflooring and reseating were carried out 1860-64, although the new chancel and chapels built at this time were not consecrated until 1879. The clerk of works was

J. T. Irvine. In 1864 a new font and font cover were proposed as a memorial to the Rev. Canon Thomas James. The round had been repaired 1862-64 and its restoration was begun after an appeal for fresh funds had been made in 1868. Further work on the round and on the tower and spire was carried out 1879-80. See also [159].13.

[102] NOTTINGHAM: Church of St Mary the Virgin

Designs for seats, c.1865, & pulpit (4):

1 Plan of the proposed seats &c

Scale: 1/8in to 1ft

Insc: As above, *St Mary's Church Nottingham & labelled, with table of accommodation*

w/m: J. Whatman 1865

Pen & wash with buff wash (645 × 970), lower right corner lost

2 Elevation(s) of seat ends & of panelled back of seats next cross passages

w/m: J. Whatman 1865

(485 × 620)

3 Elevation (different from that on No.2) of seat ends as estimated for by contractors

(490 × 665)

2-3 Scale: 1/8FS

Insc: As above & *Design for nave seats St Mary's Nottingham*s: *Geo. Gilbert Scott R.A. Architect*

Sepia pen

4 Plan & elevation of pulpit

Scale: 1/2in to 1ft

Insc: As above, *St. Mary. Nottingham & labelled*s: *G. G. Scott R.A. | Spring Gardens | London*

Pen (655 × 445)

1-4 Prov: C. M. O. Scott, 1975

MSS: Ledger I, p.42

Lit: *Builder*, III, 1845, p.299; *Ecclesiologist*, V, 1846, p.162; *Builder*, XXIII, 1865, p.821; *BN*, XII, 1865, pp.762, 839; *Builder*, XXIV, 1866, p.565; *AASR*, IX, 1867-68, p.xii; *Architect*, VIII, 1872, p.172 & pl. following (organ case illus.)

Scott & Moffatt were appointed to restore the church in 1845. After the breakdown of their partnership work was completed under Moffatt. Scott surveyed the church in 1865, and further restoration, repaving and reseating were carried out 1866-67. The contractor was James E. Hall of Nottingham. A new pulpit was erected to commemorate the visit of the Church Congress to Nottingham in 1871, and new choir stalls and an organ case were executed in 1872.

[103] OXFORD: All Souls College, chapel
Survey drawing; design for repaving chapel proper, c.1873; design for restoration used as contract drawing for restoring stalls &c; contract drawing for restoring reredos, 1873; design & working drawing for restoring N wall of sanctuary, c.1875 (7):

1 Survey drawing

Plan showing present arrangement

Scale: 3/16in to 1ft

Insc: As above, *All Souls College Chapel Oxford & No.1*s: *G. Gilbert Scott. R.A. | London*

Pen & wash with buff & brown washes (635 × 495)

2 Design for repaving chapel proper

Plan of paving

Scale: 1/2in to 1ft

Insc: As above, *All Souls' College Chapel & labelled*s: *G. Gilbert Scott. R.A. | Architect | London*

w/m: J. Whatman 1873

Pen & wash with blue-grey & pink washes, cartridge-backed (595 × 975)

3 Design for restoration used as contract drawing for restoring stalls &c

Longitudinal section looking S

Scale: 3/16in to 1ft

Insc: As above, *All Souls College Chapel Oxford, No.3, This is one of the drawings referred to | in the contract signed by us this | 18th day of June 1873 – so far | as it refers to the stalls &c to the | extent shown in plan 2 between | the points marked A.A. | Farmer & Brindley | Witness Geo Wood & This is one of the drawings referred to | in the contract signed by me this | ... day of June 1873 so far as refers | to the works in north & south walls | east of the stalls*s: *G. Gilbert Scott. R.A. | Architect. London*

Pen on tracing paper, backed with cartridge & linen (430 × 620)

4 Contract drawing for restoring reredos

Elevation

Scale: 3/4in to 1ft

Insc: *This is the drawing referred | to in the contract signed by me | on the 20th Oct 1873 – | E. Edwd Geflowski | Witness Geo Wood*

Pencil & pen (980 × 660)

5-7 Design & working drawing for restoring N wall of sanctuary

5 Elevation showing panelling, with alternative elevation of left side on a flier

Scale: 1in to 1ft

w/m: J. Whatman 1875

Pen (495 × 675, flier 495 × 280)

6 Elevation showing design for door canopy & canopy to credence

Scale: 1in to 1ft

Pen (670 × 505)

7 Plan, elevation & details of canopy to credence

Scale: 1/8FS, FS

w/m: J. Whatman 1875

Pen with blue & pink washes (515 × 660)

5-7 Insc: As above, *All Souls College Chapel, Oxford & labelled, with (No.7) dimensions given*s: *Sir Gilbert Scott. R.A. | Architect | 31. Spring Gardens | London* or similar

1-7 Prov: C. M. O. Scott, 1953 (Nos.2, 4) & 1975 (Nos.1, 3, 5-7)

Lit: *Architect*, X, 1873, p.201; *Builder*, XXXIV, 1876, pp.1078, 1107; *Architect*, XVIII, 1877, p.247; *Builder*, XXXVII, 1879, pp.485 (reredos illus.), 489

Scott was appointed architect for the restoration of the chapel in 1872, in succession to Henry Clutton. Between 1873-77 he restored the fabric, together with the reredos and the stalls, and a new pavement and altar table were executed to his designs. The following were employed: J. R. Symm & Co. of Oxford (stone carving), Kimberley of Banbury (work on roof), Farmer & Brindley (new pavement, restoration of stalls &c), Henry Terry (restoration of reredos), E. E. Geflowski (new figures for reredos) and Hill of Oxford (decorations). The sub-architect was John Medland. See also Fry, Edwin Maxwell.

[104] OXFORD: Christ Church cathedral

Design for bishop's throne

Perspective [Fig.15]

Insc: *Oxford Cathedral | Design for throne proposed to be erected | to the memory of the late Bishop Wilberforce*s: *G. G. Scott. R.A. | Architect | London*

Pen, cartridge-backed (595 × 500)

Prov: C. M. O. Scott, 1953

MSS: Letter from Dean Liddell to Scott, d. 30 April 1873; letter from Bishop Mackarness to Scott, d. 31 December 1875

Lit: G. G. Scott, *Report... on the cathedral of Christ Church*, n.d. [1869]; *Architect*, III, 1870, p.282; *Builder*, XXVIII, 1870, p.474; XXIX, 1871, pp.334, 414, 830; BN, XX, 1871, p.332; *Architect*, VIII, 1872, p.217; *Builder*, XXX, 1872, p.802; *Architect*, X, 1873, p.201; *Builder*, XXXIV, 1876, p.1029; BN, XXXI, 1876, p.407; *Builder*, XXXV, 1877, pp.808, 810 (throne illus.); Sherwood & Pevsner, *Oxon*, 1974, pp.114-118 *passim*

Scott reported on the cathedral in 1869 and extensively restored it 1870-72. The contractor was J. R. Symm of Oxford. New fitting designed by Scott include a metal choir screen, executed by Skidmore, and choir stalls and throne, executed by Farmer & Brindley, the latter in 1876-77.

[105] OXFORD: Merton College, hall
Design for restoration
Cross section [Fig.24]

Scale: $\frac{1}{2}$ in to 1 ft

Insc: As above & *Merton College Hall, Oxford*, with dimensions given & (in pencil) a note
s: G. G. Scott R.A. *Archit* | 31 *Spring Gardens* | London | S.W.

Pen with mauve & blue washes, cartridge-backed (625 x 540)

Prov: C. M. O. Scott, 1953

Lit: *Architect*, VIII, 1872, p.217; *Builder*, XXX, 1872, pp.412, 802; BN, XXII, 1872, p.423; *Architect*, IX, 1873, p.170 & pl. following (interior perspective of hall illus.); X, 1873, p.201; Sherwood & Pevsner, *Oxon*, 1974, p.159

Scott reported on the library in 1869. He surveyed the hall 1870-71, and it was restored to his designs 1872-73. The contractor was G. W. Booth and the clerk of works Thomas Leigh. Panelling and a screen were executed by Farmer & Brindley. Further drawings are kept at the college. See also Pollen, John Hungerford [30].

[106] PENDELL COURT (Surrey)

Designs for alterations & additions for George (from 1875 Sir George) Macleay (2):

1 Ground floor plan

Insc: *Pendell Court* | *Sketch plan of proposed alterations & additions* & labelled

s: G. Gilbert Scott R.A. | 31, *Spring Gardens* | London
Pencil & coloured washes (520 x 675)

2 Front (W) & N elevation(s)

Insc: As above & *Pendell Court* | *Proposed new building* s: *Sir Gilbert Scott R.A.* | 31, *Spring Gardens* | London
Pen on tracing paper, backed with cartridge & linen (650 x 555)

1-2 Scale: $\frac{1}{2}$ in to 1 ft

Prov: C. M. O. Scott, 1975

MSS: Ledger I, p.82

The above drawings show a new wing containing a billiard room and service accommodation at the NE corner of the existing house. Work was carried out by William Carruthers of Reigate c.1877-78.

[107] PRESTBURY (Cheshire): Church of St Peter
Design for restoration, c.1876 (6):

1 Plan

Pen & coloured washes (440 x 630)

2 Longitudinal section looking N

w/m: J. Whatman 1876

Pen & wash with brown wash (445 x 645)

3 E elevation

4 W elevation

5 N elevation

w/m: J. Whatman 1876

6 S elevation

3-6 Pen & wash with grey-pink & brown washes (445 x 645 approx.)

1-6 Scale: $\frac{1}{2}$ in to 1 ft

Insc: As above, *St Peter's Church Prestbury, Cheshire* | *Proposed restoration, No.1 & No.3 to No.7*

respectively & (Nos.1 & 2) labelled, with the stamp of the ICBS which includes *Plans* | *approved* | 25 Apr 79

s: *Sir G. Gilbert Scott, R.A.* | *Spring Gardens, London*
Prov: C. M. O. Scott, 1953

MSS: Ledger I, p.43; Ledger II, p.43

Lit: *Builder*, XXXV, 1877, p.1281; XXXVII, 1879, pp.238-239; *Church Builder*, No.70, 1879, pp.92-102; Pevsner & Hubbard, *Cheshire*, 1971, p.316

It was resolved to restore the church under Scott's direction in December 1877, and work was carried out 1879-85. The contractor was Thomas Collins of Tewkesbury.

[108] PRESTON (Lancs): Church

Unexecuted design, c.1866-72

Plan

Scale: $\frac{1}{2}$ in to 1 ft

Insc: As above, *Proposed new church* | *Emmanuel District* | *Preston* & labelled, with table of accommodation
s: *G. G. Scott Architect* | 31 *Spring Gardens* | London

Pen & coloured washes, 2 sheets pasted together, linen-backed (450 x 650)

Prov: G. G. Scott Jnr & J. O. Scott, 1975

[109] RHUDDLAN (Flints): Church of St Mary

Design for restoration & refitting, c.1868; working drawing for lych-gate (7):

1-6 Design for restoration & refitting

1 Plan

Scale: $\frac{1}{2}$ in to 1 ft

Insc: As above, *Rhuddlan Church - N. Wales* | *Proposed restoration* & labelled, with table of accommodation
s: *Geo. Gilbert Scott, R.A.* | *Architect*

Pen & wash, buff & red washes & pencil, linen-backed (475 x 645)

2 S & E elevation(s), elevation of new windows in N aisle & transverse section looking W

Scale: $\frac{1}{2}$ in to 1 ft

Insc: As above, *Rhuddlan Church N. Wales* | *Proposed restoration* & labelled

s: *G. G. Scott R.A. Archit* | 31 *Spring Gardens* | London
Pen & coloured washes, linen-backed (485 x 660)

3 Plan showing arrangement of new seats & other fittings

Scale: $\frac{1}{2}$ in to 1 ft

Insc: As above, *Rhuddlan Church, N. Wales* & labelled, with dimensions given & table of accommodation

s: *G. G. Scott Archit* | 31 *Spring Gardens*
w/m: J. Whatman 1868

Pen & coloured washes (445 x 600)

4 Plan, elevation & details of screen to vestry & elevation & details of altar rail

Scale: $\frac{1}{2}$ in to 1 ft, $\frac{1}{4}$ in to 1 ft, $\frac{1}{2}$ FS
(505 x 680)

5 Plan, elevation & section(s) of chancel seats

Scale: $\frac{3}{4}$ in to 1 ft, $\frac{1}{8}$ FS

w/m: J. Whatman 1868

(510 x 685)

6 Elevation(s) & section(s) of nave seats

Scale: $\frac{1}{8}$ FS

(515 x 760), losses from upper & lower edges

4-6 Insc: (in pen) As above, (lost from No.6)

Rhuddlan Church N. Wales & labelled, with (except No.4) dimensions given

s: (in pen) *G. G. Scott, R.A. Archit* | 31 *Spring Gardens* | London

Pencil & coloured washes

7 Working drawing for lych-gate

Half-elevation & transverse & longitudinal sections

Scale: $\frac{1}{2}$ in to 1 ft

Insc: (in pen) *Rhuddlan Church N. Wales* | *Entrance gates to churchyard* & labelled, with dimensions given
Pencil & coloured washes (285 x 755), lower part of sheet lost, affecting elevation & sections

1-7 Prov: C. M. O. Scott, 1953 (No.4) & 1975

(Nos.1-3, 5-7)

Lit: *Architect*, II, 1869, p.280; D. R. Thomas, *The History of the diocese of St Asaph*, Vol.1, Oswestry 1908, p.415

The church was reopened in 1869.

[110] RHYL (Flints): Church of St Thomas

Design, c.1858-60; design showing change of position of tower; design for pulpit; contract drawing for spire, 1874 (9):

1-6 Design

1 Plan

Insc: As above & labelled, with dimensions given & table of accommodation

s: *Geo Gilbert Scott Archit* | 20 *Spring Gardens* | London
Pen & wash with blue-grey & buff washes on tracing paper, backed with cartridge & linen (490 x 735)

2 Transverse section(s) through nave & chancel looking E

Insc: As above & labelled, with dimensions given

s: *George Gilbert Scott Architect* | 20 *Spring Gardens* | London

Pen & coloured washes on tracing paper, backed with cartridge & linen (495 x 690)

3 Longitudinal section looking N

Insc: As above, with dimensions given & a note

s: *Geo. Gilbert Scott, Architect* | 20 *Spring Gardens* | London

Pen & coloured washes, cartridge-backed (540 x 695), part of lower edge lost

4 N elevation

Insc: As above (largely lost) & labelled

(735 x 515), lower right corner lost, affecting elevation

5 E & W elevation(s)

Insc: As above & labelled, with a note

s: *George Gilbert Scott A ...* | 20 *Spring ...* | Ld ... (parts lost)

w/m: J. Whatman 1858

(540 x 805), lower right corner lost

6 S elevation

Insc: As above, with a note

s: *Geo. Gilbert Scott A.R.A.* | *Architect*
(495 x 740)

3-6 Insc: As above, with the wax seal of the ICBS &, against the seal, 19 March 1860

4-6 Pen & wash with cream & brown washes, Nos.5 & 6 cartridge-backed

1-6 Scale: $\frac{1}{2}$ in to 1 ft

Insc: As above (largely lost from No.4), *New church, Rhyl, North Wales* & (lost from No.3) No.1 to No.6 respectively

7 Design showing change of position of tower

N elevation of E part of church

Scale: $\frac{1}{2}$ in to 1 ft

Insc: *Rhyl Church - N. Wales -* | *Proposed change of position of tower* & (in pencil) No.1

Pen & wash with cream & brown washes (805 x 335), lower part of left side & lower right corner lost, affecting elevation

8 Design for pulpit

Plan & elevation

Scale: 1in to 1ft

Insc: As above, *St Thomas' Church, Rhyll* | *Pulpit*, labelled & (in pencil) labelled, with dimensions given s: G. G. Scott R.A. | *Architect* | London
Pen & coloured washes (590×430)

9 Contract drawing for spire

N elevation, section, quarter plan(s) at 5 levels & detail elevation & section

Scale: 1/2in to 1ft

Insc: As above, *St. Thomas's Church Rhyll* | *Design for spire*, (partly in red pen) labelled, with dimensions given & notes, & *This is the drawing referred to in | the contract signed by me this fifth day of August, altered to | twelfth day of October | one thousand eight hundred and seventy-four* | *Witness Geo Wood*, altered to *Witness J. Winston, J. Rhydwyn Jones*, altered to *J. Rhydwyn Jones* s: Sir G. Gilbert Scott R.A. | *31 Spring Gardens* | London

w/m: J. Whatman 1873

Pen, pencil & coloured washes, 3 sheets pasted together, linen-backed (1655×990)

1-9 Prov: C. M. O. Scott, 1953 (Nos.3, 5, 6) & 1975 (Nos.4, 7-9); G. G. Scott Jnr & J. O. Scott, 1975 (Nos.1, 2)

Lit: *Builder*, XIX, 1861, p.380; *British Architect*, II, 1874, p.12; D. R. Thomas, *The History of the diocese of St Asaph*, Vol.1, Oswestry 1908, pp.419-421

The foundation stone was laid 20 May 1861. The nave and aisles were opened in 1862 and the chancel in 1867; the church was consecrated in March 1869. The contractor was J. & W. Beanland of Bradford.

A drawing of the church by J. D. Wyatt was exhibited at the AE 1862, No.115. See also Scott, John Oldrid & Scott, Charles Marriott Oldrid [29].

[111] RIPON (Yorks): Cathedral church of St Peter & St Wilfrid

Design & contract drawings for nave roof; design for seating in choir; survey drawing of choir; preliminary designs & design for organ case, c.1874-76 (10):

1-3 Design & contract drawings for nave roof

1 Perspective of vault

Insc: *Ripon Cathedral* | *Sketch of wood vaulting to nave*

s: G. G. Scott R.A. | *Spring Gardens* | London

Pen, brown wash & pencil (540×440)

2 Half transverse sections through roof showing principal & intermediate truss(es) & common rafters & details of rib(s) & cornice

Scale: 1/2in to 1ft, 1/8FS, 1/4FS

Insc: As above & *Ripon Cathedral* | *Wooden roof and groining to nave*

Pencil with brown & grey washes (560×760)

3 Half transverse sections through roof showing main & intermediate transverse rib(s) & detail of rib

Scale: 1/2in to 1ft, 1/4FS

Insc: As above & *Ripon Cathedral* | *Wooden groining to nave*

Pencil with brown, grey & blue washes (560×760)

2-3 Insc: As above & labelled, with dimensions given & with notes & John Thompson

s: G. G. Scott R.A. | *Spring Gardens* | London

4 Design for seating in choir

Plan

Scale: 3/16in to 1ft

Insc: *Ripon Cathedral* | *Plan showing proposed seating in choir* & labelled, with dimensions given

s: George. Gilbert. Scott. R.A. | *Architect* | London

Pen & wash with buff wash, cartridge-backed

(525×595)

5 Survey drawing of choir

Plan

Scale: 3/16in to 1ft

Insc: *Ripon Cathedral* | *Plan of choir* & labelled s: Sir G. Gilbert Scott R.A. | *31 Spring Gardens* | London
Pen & pencil on tracing paper (520×590)

6-10 Preliminary designs & design for organ case

6 W elevation

Insc: As above & *This drawing has been superseded | by a new drawing*

w/m: J. Whatman 1874

Pencil, cartridge-backed (985×635)

7 E elevation, half showing original design, half reduced design

Insc: As above, with a note, N.B. *The dimensions of the case | to be arranged with the organ builder | Mr Lewis - Shepherd's Lane | Brixton. London, Approved | R Ripon [Bishop Bickersteth] | March 2 1876 & Amended plans have been | adopted in lieu of these | Nov 21. 1876*

w/m: J. Whatman 1874

Pencil with buff & grey washes, cartridge-backed (980×605)

8 W elevation, half showing original design, half reduced design

Insc: As above, (against reduced design) *Second design | Jan. 1876, Approved | R Ripon | March 2 1876 & Amended plans have | been adopted in lieu of these | R Ripon | Nov. 21. 1876*

w/m: J. Whatman 1875

Pencil with buff & grey washes, cartridge-backed (985×615)

9 E elevation

Insc: As above & *Approved Nov. 21. 1876 | R Ripon*

w/m: J. Whatman 1875

Pencil, cartridge-backed (970×605)

10 W elevation

Insc: As above & *Approved Nov 21 | 1876*

w/m: J. Whatman 1875

Pencil, cartridge-backed (965×600)

6-10 Scale: 1/2in to 1ft

Insc: As above, *Ripon Cathedral* | *Sketch for organ case*

or similar & labelled

s: (partly lost from No.10) *Sir G. Gilbert Scott R.A. | Spring Gardens. London*

1-10 Prov: C. M. O. Scott, 1953 (Nos.1, 6-10) & 1975 (Nos.2-4); Thompson 1974 (No.5)

MSS: MS of *Recollections*, Vol.3, pp.326-332, & Vol.4, pp.210-211; Ledger I, p.80

Lit: *Builder*, XIX, 1861, p.716; BN, VII, 1861, p.820; IX, 1862, p.396; XIV, 1867, pp.37, 618; *Ecclesiologist*, XXVIII, 1867, pp.273-276; *Builder*, XXX, 1872,

p.861; BN, XXIII, 1872, p.331; *Church Builder*, No.45, 1873, pp.24-25; Sir G. G. Scott, 'Ripon Minster',

Archaeological Jnl, XXXI, 1874, pp.309-318 (Scott's work pp.316-318); *Recollections*, pp.339-342; L. Smith,

The Story of Ripon Minster..., Leeds 1914, pp.265-267, 269, 271

Scott was called in in 1859 and submitted a report in 1861. Work was begun in 1862. The fabric was strengthened and restored, the roofs and ceilings restored, and the choir refitted. The choir was reopened 27 January 1869, and the nave 24 October 1872. The contractor was Ruddle & Thompson, later John Thompson, of Peterborough. The clerk of works was George Clark. A new organ and case were executed 1877-78. See also Scott, John Oldrid [66].

[112] ROCHESTER (Kent): Cathedral church of Christ & the Blessed Virgin Mary

Contract & working drawings for restoration; design for pavement in choir & presbytery, c.1872; alternative design for reredos, c.1872; design for restoring choir screen & preliminary design for organ case; design for bishop's throne (11):

1-5 Contract drawings for restoration

1 Elevation & detail of E end of presbytery

2 Plan(s), elevation(s), section & detail of E end of presbytery

3 Elevation & details of NE transept

4 Plan, elevation & details of N transept

5 Plan, elevation, section & details of S transept

1-5 Scale: 1/4in to 1ft, 1/8FS

Insc: As above, *Rochester Cathedral*, No.1, No.2, No.4, No.7 & No.8 respectively & labelled, with (Nos.2 & 5) dimensions given & G P White

s: G. G. Scott. R.A. | *Spring Gardens* | London

Photographs of drawings at the NMR

6-7 Working drawings for restoration

6 Plan, elevation(s) & section(s) of upper part of NE transept chapel

Scale: 1/2in to 1ft

Insc: As above, *Rochester Cathedral* & labelled, with dimensions given

s: G. G. S ... (lost)

Photograph of drawing at the NMR

7 Transverse section through roof to presbytery, choir & E transepts

Scale: 1/2in to 1ft

Insc: As above, *Rochester Cathedral* & labelled, with dimensions given

Pencil with buff & grey washes (530×655)

8 Design for pavement in choir & presbytery

Plan

Scale: 1/4in to 1ft

Insc: *Rochester Cathedral* | *Plan of pavement - choir & presbytery* & labelled, with dimensions given & notes

s: Sir G. Gilbert Scott R.A. | *Spring Gardens. London*

w/m: J. Whatman 1872

Pen & wash, grey-pink wash & pencil, 2 sheets pasted together, part cartridge-backed (605×1060)

9 Alternative design for reredos

Elevation

Scale: 1in to 1ft

Insc: ... r (lost) *Cathedral* | *Alternative design for reredos*

s: Sir G. Gilbert Scott R.A. | *Spring Garde* ... (lost)

w/m: J. Whatman 1872

Pen & pencil, cartridge-backed (600×720), edges cut

10 Design for restoring choir screen & preliminary design for organ case

E elevation [Fig.20]

Scale: 1/2in to 1ft

Insc: *Rochester Cathedral* | *Eastern side of choir screen and organ* & (partly in pencil) labelled

s: Sir G. Gilber ... | *Spri* ... (parts lost)

Pen & wash, cartridge-backed (855×530), lower corners lost

11 Design for bishop's throne

Perspective

Insc: *Design for bishops throne at Rochester Cathedral*

s: Sir G. Gilbert Scott. R.A. London

Pen (615×450)

1-11 Prov: C. M. O. Scott, 1953 (Nos.8-11) & 1975 (Nos.1-7)
 MSS: Letters from Bishop Claughron to Scott, d. 11 April 1875 & 7 August
 Lit: *Builder*, XXVIII, 1870, p.503; *Architect*, VI, 1871, p.47; *Builder*, XXIX, 1871, pp.553, 714; *BN*, XXI, 1871, pp.36, 165; *Restoration of Rochester cathedral*, n.d. [c.1873] (appeal for funds, with an abridgement of a report by Scott printed pp.4-7); *Architect*, XI, 1874, p.14; XII, 1874, p.157; *Builder*, XXXII, 1874, pp.533; 797; *BN*, XXVI, 1874, p.24; XXVIII, 1875, p.705; *Architect*, XVIII, 1877, p.135; *Builder*, XXXVI, 1878, pp.884, 886 (organ cases illus.); *Recollections*, pp. 349-351; W. H. St J. Hope, *The Architectural history of the cathedral church and monastery of St Andrew at Rochester*, 1900, *passim* (with a summary of Scott's work on p.92)
 Scott was appointed to restore Rochester cathedral in 1870. He extensively restored the fabric, largely between 1871 and 1874. Repaving and refitting of the choir and presbytery were begun in 1873, and these were reopened 11 June 1875. The choir screen was restored and new organ cases were erected 1875-76. The contractor was G. P. White, and the clerk of works J. T. Irvine. Further drawings and related MS material are in the Kent Archives Office, Maidstone. See also [159].31; Seddon, John Pollard [27].

[113] ROMNEY, NEW (Kent): Church of St Nicholas
 Design for restoration & survey drawing of fittings, c.1874, 4 drawings used as contract drawings in 1880 (8):

1 *Plan*
 Pen & wash

2 *N elevation*
 w/m: J. Whatman 1874
 Pen & coloured washes

3 *E elevation*
 Pen & wash

4 *W elevation*
 Pen with brown & turquoise washes

5 *Transverse section thro' chancel looking W*
 w/m: J. Whatman 1874
 Pen & wash with brown wash

6 *Transverse section(s) thro' nave looking W & E*
 w/m: J. Whatman 1874
 Pen & wash with brown & turquoise washes

7 *Longitudinal section looking S*
 Pen & wash with brown & turquoise washes

8 *Plan showing present arrangement of fittings*
 Pen & wash with brown wash

1-8 Scale: $\frac{1}{2}$ in to 1 ft
 Insc: As above, *St Nicolas Church New Romney / Proposed restoration*, (except No.8) *No.1*, *No.2* & *No.4* to *No.8* respectively, (Nos.1-3 & 8) labelled, (Nos.2-4 & 7) with the wax seal of the *Architectus Dioc: Cantuar &* (against the seal) *November 1879*, (Nos.2-7) with the stamp of the ICBS, which includes *Plans / approved / 19 Mar 80*, & (Nos.1, 2, 4 & 6) *Contractor / R. Smith / 24th May 1880*
 s: Sir. G. Gilbert Scott. R.A. / *London* or similar (420 x 665)
 Prov: C. M. O. Scott, 1975
 MSS: Ledger I, p.44; Ledger II, p.54
 Lit: *BN*, XXXVI, 1879, p.676; *Transactions of the SPAB for the year ending December 31st 1880*, 1881, pp.53-59

Tinting on drawings Nos.2, 4, 6 & 7 indicates that the contract concluded with Robert Smith of New Romney in 1880 concerned the base of the tower and the two western bays of the nave. Work comprising the first division of this contract was carried out 1880-81. Work on the chancel roof was carried out by Hutchinson 1888-89. See also Scott, John Oldrid [68].

[114] ROTHERHAM (Yorks): Church of All Saints
 Survey drawing & contract drawing, 1873, for renewing E window; contract drawing for restoration & refitting, 1873; contract drawing for reredos, 1876 (4):
 1-2 Survey drawing & contract drawing for renewing E window
 1 *E elevation*
 Insc: *All Saints Church Rotherham / Existing east window*
 Pen (545 x 420)

2 *E elevation*
 Insc: *All Saints Rotherham / East window & This is the drawing referred to in the contract / signed by me this fourth day of April 1873 / Charles Morris / Witness Thomas Wragg*
 Pen, cartridge-backed (615 x 455)

1-2 Scale: $\frac{1}{4}$ in to 1 ft
 s: G. G. Scott. R.A. / *31. Spring Gardens / London*

3 Contract drawing for restoration & refitting
 Plan
 Scale: $\frac{1}{2}$ in to 1 ft
 Insc: *All Saints Church Rotherham / Plan shewing seating of nave & transepts, with dimensions given, Note. The seats shewn in the plan are not included in the contract signed by Messrs Chadwick but a sum is included for the chancel & chancel aisle stalls & screens / GW (George Wood) / Oct 11/73, (against stalls in chancel) Sum provided in contract for stalls in chancel, seats in chancel aisles and screens in aisles, This is the drawing referred to in the contract signed by us / this 13th day of October 1873 / G Chadwick & Co / Witness / T. W. Badger / Solr Rothm & (in pencil) labelled & Sketches reqd / for bracket lamps / porch lantern / nave standards / aisle & transept do (all alike) / chancel coronae / tower do / sacristy standards*
 s: G. G. Scott R.A. / *Architect*
 Pen, pencil & coloured washes, linen-backed (590 x 760)

4 Contract drawing for reredos
 Elevation
 Scale: $\frac{1}{2}$ in to 1 ft
 Insc: *All Saints Church, Rotherham / Design for reredos, labelled, (in pencil) with dimensions given & notes & This is one of the drawings referred to in the contract signed by me this 31st day of July 1876 / Edward Rice / Witness W J Watts*
 s: G. G. Scott. R.A. / *Architect / 31 Spring Gardens / London*
 Pen, part cartridge-backed (585 x 735)

1-4 Prov: C. M. O. Scott, 1953 (Nos.1, 2, 4) & 1975 (No.3)
 MSS: Ledger I, p.11
 Lit: *Builder*, XXXI, 1873, p.333; *British Architect*, I, 1874, pp.204-205; *Builder*, XXXII, 1874, p.295; XXXIII, 1875, pp.333-334; XXXV, 1877, p.220; *BN*, XXXII, 1877, p.115
 The church was reopened after restoration and refitting 7 April 1875. The clerk of works was Henry Cave. The reredos was put in place in January 1877. See also Seddon, John Pollard [28].

[115] RYDE (IoW): Church of All Saints
 Contract drawings, 1869, 4 reused in 1881 (7):

1 *Plan*
 Insc: As above, *New church. Ryde. No.1* (number deleted in red pen) / *Isle of Wight*, labelled, with dimensions given & table of accommodation & (in red pen) *No.1*
 Pen & coloured washes, cartridge-backed (545 x 820)

2 *S elevation*
 Insc: As above, *New church No.2 / Ryde & (in red pen) One bay to be added to the length of nave - see plan*
 Pen, cartridge-backed (555 x 840)

3 *N elevation*
 Insc: As above, *New church No.3* (number deleted in red pen) / *Ryde, (in red pen) No.3 & One bay to be added to the length of nave - see plan*
 Pen, cartridge-backed (565 x 850)

4 *E elevation*
 Insc: As above, labelled, with a note & (in red pen) *No.2*
 Pen, cartridge-backed (745 x 510)

5 *W elevation*
 Insc: As above & *New church / Ryde No.5*
 Pen, linen-backed (485 x 650)

6 *Longitudinal section looking S*
 Insc: As above, labelled, with dimensions given & (in red pen) *One bay to be added to the length of nave - see plan*
 Pen & coloured washes, cartridge-backed (545 x 815)

7 *Transverse section looking E*
 Insc: As above, *New church / Ryde No.7* (number deleted in red pen) & (in red pen) *No.4*, with dimensions given
 w/m: J. Whatman 1864
 Pen & coloured washes, linen-backed (480 x 650)

1-7 Scale: $\frac{1}{2}$ in to 1 ft
 Insc: As above, with the wax seal (except No.4) & printed label (No.1) of the ICBS & (against the seal) *July 20th 1868, This is one of the drawings referred to in the agreement dated March 11th 1869 / Jackson & Shaw & (Nos.1, 3, 4 & 7) This is one of the drawings / referred to in the contract / dated this 31st day of May 1881 / Isaac Barton / Witness / Henry Jacobs*
 s: (partly lost from No.2, lost from No.4) G. G. Scott *Archit / 20 Spring Gardens / London* or similar
 Prov: C. M. O. Scott, 1953
 MSS: Ledger II, p.129; Ledger III, p.110
 Lit: *Builder*, XXV, 1867, p.650; *BN*, XV, 1868, p.440; *Architect*, II, 1869, pp.76-77; *Builder*, XXVII, 1869, pp.672, 1012-1013; *BN*, XVI, 1869, pp.506, 509 (plan & exterior perspective from NW illus.); *Architect*, VII, 1872, p.51; *Builder*, XXX, 1872, p.19; *BN*, XXII, 1872, p.21; *Builder*, XLI, 1881, p.31; Pevsner & Lloyd, *Hants*, 1967, p.762
 Scott was commissioned around 1866 to design the church, but in August 1867 his plans were rejected, and a competition was held for a cheaper design. William Peachey of Darlington won this competition, but he was not retained as architect and Scott was recalled. The corner stone was laid 4 August 1869 and the church was consecrated 2 January 1872. The clerk of works was Mr Bindley. Carving was executed by Farmer & Brindley and painted decoration by Clayton & Bell. The tower and spire were built 1881-82. A drawing of the church by J. D. Wyatt was exhibited at the AE 1869, No.59. See also [159].64; Travers, Howard Martin Otho [217].

[116] ST ALBANS (Herts): Abbey (cathedral from 1877) church of St Alban

Working drawings for temporary stalls; survey drawings of centre porch of W front & nave (4):

1 Plan of choir & crossing showing stalls, throne, lectern, litany desk & pulpit

Scale: $\frac{1}{4}$ in to 1 ft

Insc: As above, ... (lost) *Abbey* | ... (lost) *proposed temporary stalls*, (against throne) *Bishop's throne from* | *Rochester Cathedral*. Exact | size not known & labelled, with dimensions given; verso *S. Albans stalls*
Pencil with brown & grey washes (555×760), upper left corner lost

2 Elevation(s), section & details of stalls

Scale: $\frac{1}{8}$ FS, FS

Insc: As above, *St Albans Abbey* | *Temporary stalls & labelled*, with dimensions given
Pencil & brown wash (555×755)

1-2 s: Sir Gilbert Scott R.A. *Architect* | *Spring Gardens* | *Charing Cross*

3 FS details of arch mouldings on N & S sides of centre porch of W front

Insc: (in pen) *S. Albans Abbey* | *West door moldings & labelled*

Mauve & lilac washes with pencil (760×555)

4 Sections through 1st, 2nd, 3rd & 4th pier(s) from W on S side of nave, showing divergence from vertical

Scale: $\frac{1}{4}$ in to 1 ft

Insc: As above, *St Albans Cathedral* & labelled, with dimensions given

Pencil & purple pen (560×760)

1-4 Prov: Richard Scott, 1967 (Nos.1, 2); C. M. O. Scott, 1975 (Nos.3, 4)

MSS: MS of *Recollections*, Vol.4, pp.7, 12, 221-231 (see Stamp, p.66); Ledger I, p.25; Ledger II, pp.105-107

Lit: *Builder*, XIV, 1856, p.209 (extracts from Scott's report printed); *CEAJ*, XIX, 1856, pp.168-170

(extracts from Scott's report printed); *Ecclesiologist*, XVII, 1856, pp.253-258; *Proposed restoration of Saint Alban's Abbey. Report of a public meeting...*

Hertford 1856 (Scott's report printed pp.4-7);

CEAJ, XXIV, 1861, pp.256-257; *Architect*, V, 1871, p.331; *Builder*, XXIX, 1871, pp.353, 509-510; BN, XX, 1871, pp.355-356, 507-508; G. G. Scott,

Restoration of St Alban's Abbey. Report, n.d. [1871]

(extracts printed *Church Builder*, No.39, 1871,

pp.99-103; whole report printed *Architect*, VIII,

1872, pp.9-11); *Architect*, X, 1873, p.33; *British Architect*, II, 1874, p.221; *Builder*, XXXII, 1874,

pp.85-86; J. Chapple, *The Restoration of the Abbey of S. Alban*, 1874; *Architect*, XIV, 1875, p.331;

Builder, XXXIII, 1875, p.917; Sir G. G. Scott, *The Lady chapel at St Albans. Report*, n.d. [1875] (also

printed *Architect*, XIV, 1875, pp.18-20); *Architect*,

XV, 1876, p.109; *British Architect*, V, 1876, p.137;

BN, XXX, 1876, p.232; *Church Builder*, No.57, 1876,

pp.56-57; *Architect*, XVIII, 1877, pp.134, 229;

Builder, XXXV, 1877, p.1013; BN, XXXIII, 1877,

p.227; *Church Builder*, No.64, 1877, pp.214-216;

Builder, XXXVI, 1878, pp.465-466, 475; BN,

XXXIV, 1878, pp.308, 537; XXXV, 1878, p.93;

Recollections, pp.320-326, 353-357, 377

Scott was first called in in 1856, when he produced

a report and carried out minor repairs. In 1870

emergency measures had to be undertaken to secure

the tower. These were followed by a second report,

produced in 1871, and by extensive restoration of

the tower, chancel and transepts. The contractor was

Christopher Miskin of St Albans. Fragments of the

shrines of St Alban and St Amphibalus were

uncovered in the course of the work, enabling the

shrines to be reassembled. Scott reported on the

Lady chapel and on the nave in 1875. Work on the

Lady chapel was carried out 1875-76 and 1878-80.

The five western bays of the S side of the nave were shored in 1875 and were forced back to the perpendicular and the nave otherwise restored 1877-79. The contractor was Longmire & Burge.

Temporary fittings (Nos.1, 2) were required when the church was made a cathedral in 1877. The clerk of works from c.1870 was John Chapple. Further drawings are kept at the cathedral.

See also [155]; [159].44, 48; Scott, George Gilbert Jnr [68]; Scott, John Oldrid [69]; Scott, John Oldrid & Scott, Charles Marriott Oldrid [30]; Scott, Charles Marriott Oldrid [46]; Blacking, William Henry Randall.

[117] ST DAVID'S (Pemb): Cathedral church of St David

Contract drawings for restoring tower; survey drawings of parts affected by restoration of tower, 1865 &c; working drawings for shoring for tower & for restoring pinnacles to tower & arch in wall in W arch of crossing; design & working drawing for restoring N transept; design for restoring E chapel of S transept; design & working drawing for refitting choir; design for restoring chapter house building, c.1872; preliminary design & design, c.1876, for restoring W front (30):

1-3 Contract drawings for restoring tower

1 Section thro' tower looking N

s: (cut off & pasted as label on verso) G. G. Scott, *Archit* | 20 *Spring Gardens* | London

Two sheets pasted together (945×490), upper left corner lost

2 Plans of tower at ground & ringing floor levels

s: G. G. Scott | 20 *Spring Gardens* | London

Two sheets pasted together (475×790)

3 Plans of tower at triforium stage & roof level

s: G. G. Scott | 20 *Spring Gardens* | London

(470×650), upper & lower right corners & part of right edge lost

1-3 Scale: $\frac{1}{4}$ in to 1 ft

Insc: As above, *St Davids Cathedral*, No.1 to No.3 respectively, labelled, with (except No.3) dimensions given & (cut off No.1 & pasted as label on verso) J. S. Chapter Clerk | Josh Wood & Son

Pen & coloured washes with pencil added

4-11 Survey drawings of parts affected by restoration of tower

4 Plan & section of choir & section through floor

Scale: $\frac{1}{4}$ in to 1 ft

Insc: (partly in pen) As above, *The Cathedral* | *St Davids* | *S Wales* & labelled, with dimensions given & notes

Pencil, coloured washes & red pen, linen-backed (540×735)

5 Plan(s) showing tiles on dias (sic) in front of rood screen & shewing the tiles removed & section through floor

Scale: $\frac{1}{4}$ in to 1 ft

Insc: (partly in pen) As above, *St Davids Cathedral* & labelled, with dimensions given & a note

Pencil & coloured washes (540×700)

6 Plan(s), elevation & section of shrines under organ loft.

N transept, i.e. of wall in N arch of crossing

Insc: As above, *The Cathedral* | *St Davids* & labelled,

with dimensions given & a note

Pencil, coloured washes, red pen & pen (560×685)

7 Plan of rood screen

Insc: As above, *St David's Cathedral* & (partly in pen) labelled, with dimensions given

s & d: (in monogram) CBK (i.e. C. R. Baker King) | *Jany*. 9. 1865

Pencil, coloured washes & red pen (570×1040), lower left corner lost

8 W elevation of rood screen

(555×1020), lower right corner & parts of left & lower edges lost, affecting elevation

9 N & S elevation(s) of rood screen

(540×1030), lower left corner lost, affecting elevation

10 Section through rood screen looking E

(530×1020)

11 Rood screen: Section(s) thro' centre arch looking N & S & thro' tomb looking S

(550×1025), lower right corner & parts of lower edge lost

6-11 Scale: 1 in to 1 ft

8-11 Insc: As above, *St David's Cathedral* & labelled, with (except No.10) dimensions given & (Nos.8 & 9) notes

Pencil, buff, blue-grey & grey washes & orange crayon, cartridge-backed

9-11 s & d: (in monogram) CBK | *Jany*. 11. 1865

7-11 Reprd: *The Spring Gardens sketch book*, Vol.5, 1874, pls.30, 31

12-14 Working drawings for shoring for tower

12 Plan of shoring &, inset, detail section(s)

Scale: $\frac{1}{4}$ in to 1 ft

Insc: As above, *St Davids Cathedral* & labelled, with dimensions given

Pen & coloured washes (560×755), part of lower edge lost

13 Plan of tower at level above arches of crossing & section through tower looking N

Scale: $\frac{1}{4}$ in to 1 ft

Insc: ... (lost) *Davids Cathedral* & labelled

Pen & coloured washes, 2 sheets pasted together, partly backed with cartridge & brown paper (1045×640), parts of left & right edges & lower right corner lost, affecting plan & section

14 Section through tower looking W, with

modification of part pasted to sheet

Scale: $\frac{1}{4}$ in to 1 ft

Insc: *St Davids Cathedral* | *Proposed shoring*

Pen & coloured washes, 2 sheets pasted together, partly backed with cartridge & brown paper (995×635, modification 155×125), parts of left & right edges & lower corners lost, affecting section

15 Working drawing for restoring pinnacles to tower Elevation showing angle & intermediate pinnacle(s) &, inset, details

Scale: 1 in to 1 ft, FS

Insc: As above, *S. Davids Cathedral* | *Pinnacles to tower* & labelled

s: G. G. Scott, R.A. | *Spring Gardens* | London

Pencil with buff, grey & ochre washes (555×760), upper left corner & parts of right & lower edges lost

16 Working drawing for restoring arch in wall in W arch of crossing

Section(s) looking S & W

Scale: 1 in to 1 ft

Insc: As above, *S. Davids Cathedral* | *Choir screen* |

Eastern bay & labelled, with dimensions given & notes

s: G. G. Scott, R.A. | *Spring Gardens* | London

Pencil with cream & blue-grey washes (550×685)

17-18 Design & working drawing for restoring N transept

17 N & W elevation(s) &, inset, plan(s) of turret

Scale: $\frac{1}{4}$ in to 1 ft

Insc: As above, *St David's Cathedral* | *North transept* & labelled

s: G. G. Scott, R.A. | *Spring Gardens* | London

Pencil with mauve, turquoise & blue washes (560×760)

18 Plan(s) & elevation(s) of doorway in W wall of N transept, section through steps to doorway & details
Scale: 1in to 1ft, $\frac{1}{8}$ FS, FS
Insc: As above, *St Davids Cathedral* & labelled
s: G. G. Scott. R. A. | *Spring Gardens* | London
Pencil with blue, pink & grey washes (560×760), upper & lower right corners lost

19 Design for restoring E chapel of S transept
Plan, N & E elevation(s) & section looking S
Scale: $\frac{1}{4}$ in to 1ft
Insc: As above, *St Davids Cathedral* | *Eastern chapel. South transept* & labelled, with dimensions given
s: G. G. Scott. R. A. | *Spring Gardens* | London
Pencil with cream, grey & turquoise washes (585×765)

20-21 Design & working drawing for refitting choir
20 Plan
Scale: $\frac{1}{4}$ in to 1ft
Insc: Labelled
Pen & coloured washes (500×930), upper right corner & parts of upper & lower edges lost, affecting plan

21 Elevation(s) of bishops throne
Scale: $\frac{1}{2}$ in to 1ft
Insc: As above, *St Davids Cathedral* & labelled, with dimensions given
Pencil with orange & blue washes (560×620)

22-25 Design for restoring chapter house building
22 N elevation
Insc: As above & (partly added in pencil) labelled
Pen & wash

23 S & W elevation(s)
Pen & wash with brown wash

24 E elevation
Insc: As above & (partly added in pencil) labelled
Pen

25 Longitudinal & transverse section(s) of roof
Insc: As above & (partly added in pencil) labelled, with dimensions given
Pen & wash with brown wash

22-25 Scale: $\frac{1}{4}$ in to 1ft
Insc: As above & *St Davids Cathedral - South Wales* | *Chapter house building*
s: Sir. G. Gilbert Scott R.A. | *31 Spring Gardens* | London
w/m: (except No.22) J. Whatman 1872 (630×445)

26-27 Preliminary design for restoring W front, with steep-pitched gable
26 Plans at 3 levels & section looking N
(640×960), upper & lower left & lower right corners & parts of each edge lost

27 Section looking W
Insc: As above & (in pencil) *1st design*
(640×960), losses from upper & lower edges

26-27 Scale: $\frac{1}{4}$ in to 1ft
Insc: As above & (partly lost from No.26) *S: Davids Cathedral* | *Restoration of west front*
s: (partly lost from No.27) *Sir G: Gilbert Scott R.A.: | Spring Gardens. London*
Pen & wash with buff wash, cartridge-backed

28-30 Design for restoring W front
28 W elevation, with inset, side elevation of alternative (without the 3-inch break) & section through S aisle looking N (with the 3-inch break), perhaps superseding 2 fliers of which only the parts pasted to the sheet remain (625×895), lower right corner & parts of upper edge lost

29 Section looking W
(640×960), lower right corner & parts of upper & lower edges lost

30 Plan(s) at 2 levels, W elevation & section looking W of centre part of front, showing alternative treatment of inner arch of window, &c
(645×960), upper right corner lost

28-30 Scale: $\frac{1}{4}$ in to 1ft
Insc: As above, *S: Davids Cathedral. No.1, No.2 & No.7* respectively | *Restoration of west front & (except No.29) labelled*
s: (partly lost from No.29) *Sir G: Gilbert Scott R.A.: | Spring Gardens. London*
w/m: (except No.29) J. Whatman 1876
Pen with blue-grey & buff washes, No.28 with pencil added, Nos.28 & 29 cartridge-backed

1-30 Prov: C. M. O. Scott, 1953 (Nos.1, 8-11, 26-29) & 1975 (Nos.2-7, 12-25, 30)
MSS: MS of *Recollections*, Vol.3, pp.338-343 (see Stamp, p.66); Ledger I, p.70
Lit: *CEAJ*, XXV, 1862, pp.327-328; G. G. Scott, *Report... on the state of the fabric of St David's cathedral*, 1862; *Builder*, XXI, 1863, pp.776, 883; BN, X, 1863, pp.815-816; [C. Thirlwall] & G. G. Scott, *Restoration of St David's cathedral. Speeches... at Carmarthen, October, 1863*, n.d. [1863]; *Builder*, XXIII, 1865, p.199; XXIV, 1866, pp.470-471; BN, XIII, 1866, p.719; *CEAJ*, XXIX, 1866, p.252; *Ecclesiologist*, XXVII, 1866, p.380; XXVIII, 1867, pp.355-357; Anon., *Modern churches, church furniture and decoration...*, 1867, pp.169-170; *Architect*, II, 1869, p.292; *Builder*, XXVII, 1869, pp.793, 864, 949; G. G. Scott, *A Second report on the state of the fabric of St David's cathedral...*, London & Tenby 1869; *Architect*, IV, 1870, pp.98, 251; *Builder*, XXVIII, 1870, pp.654, 893; BN, XIX, 1870, p.123; *Builder*, XXX, 1872, p.774; BN, XXIII, 1872, p.230; [R. J. King], *Handbook to the cathedrals of Wales*, 1873, pp.108-201 *passim*; Sir G. G. Scott, *St David's cathedral. Extracts from the first and second reports*, 1873; BN, XXVII, 1874, p.241; *Builder*, XXXIV, 1876, pp.201, 1107; BN, XXX, 1876, p.76; *Recollections*, pp.311-316; BN, XLIII, 1882, p.276
Scott reported on the cathedral in 1858 and again in 1862. Extensive restoration work was begun in 1865. The clerk of works was J. B. Clear. Scott submitted a further report in 1869. The restoration of the W front was proposed in 1876 as a memorial to Bishop Thirlwall and was completed after Scott's death. Related MS material is in the National Library of Wales, Aberystwyth. See also [159].25, 31; Scott, John Oldrid [70]; Scott, John Oldrid & Scott, Charles Marriott Oldrid [31].

[118] ST HILARY (Glam): Church of St Hilary
Design for restoration & refitting
Plan
Scale: $\frac{1}{4}$ in to 1ft
Insc: As above, *Church of St Hilary. Glamorganshire* | *Proposed restoration, No.1* & labelled, with dimensions given & table of accommodation
s: G. G. Scott. *Archit* | *20 Spring Gardens* | London
Pen & wash with buff & pink washes on tracing paper, linen-backed (530×670), lower left corner & parts of each edge lost & holed, affecting plan
Prov: G. G. Scott Jnr & J. O. Scott, 1975
Lit: *Builder*, XX, 1862, p.376
The church was reopened in 1862. The contractor was James & Price of Cardiff.

[119] ST JOHN'S (Newfoundland, Canada):
Cathedral church of St John the Baptist
Rough designs, c.1846; working drawings for nave, 1847-c.1849; design for seats; unexecuted design for transepts & temporary chancel of 1 bay, c.1876 (30); 1-6 Rough designs
1 Perspective from SW, showing nave of 7 rather than 6 bays & a S porch
Insc: *S. John's Newfoundland* | *First design for church*
Pen on tracing paper (375×495)

2 Rough plan, showing a S porch & buildings on the N & E sides of a courtyard to the N of the church
Scale: $\frac{1}{16}$ in to 1ft

3 Rough transverse section, half showing nave, half choir; rough part longitudinal section, showing bay of choir & bay of nave; rough part-elevation
Scale: $\frac{1}{8}$ in to 1ft
Verso: Rough W elevation
Scale: $\frac{1}{8}$ in to 1ft

2-3 Insc: As above, with dimensions given
w/m: J. Whatman Turkey Mill 1845
Pencil (550×760), upper left corner of each lost

4 Unfinished rough N elevation, with rough modifications to elevation of transept
Scale: $\frac{1}{8}$ in to 1ft
Insc: Verso (in pencil, in George Gilbert Scott Jnr's hand?) *Newfoundland* | *Sir Gilbert's own design*
Pen & pencil on tracing paper, cartridge-backed (500×905), upper left & right corners lost

5 Block plan, the church shown with a N porch, as built
Scale: $\frac{1}{4}$ in to 1ft
Insc: Labelled
Pen & sepia pen on tracing paper, cartridge-backed (345×290, irregular)

6 Block plan, including detailed plan of church, showing a N porch
Scale: $\frac{1}{32}$ in to 1ft
Insc: *Plan of Cathedral Church of St John Baptist and surroundings* | *St John's Newfoundland* & labelled
Pen on tracing paper, backed with Japanese paper (410×550), parts of upper & right edges lost

7-28 Working drawings for nave
7 Elevation(s), 1 including plan, of outer & inner doorways of porch to aisle of nave
Insc: As above, labelled, with dimensions given & *Sent July 3rd 1847*
Pen, pencil & buff & brown washes (665×980)

8 Plan, elevations & section of clerestory windows of nave & inset, detail of jamb
Insc: As above, *Sent July 3rd* & (against inset) *This jamb afterwards for the arches A.A.* (marked on elevations) | *June 2, 1848*
Pen, pencil & buff, brown & blue washes (675×990)

7-8 Scale: $\frac{1}{8}$ FS
Insc: As above & *Cathedral of S. John* | *Newfoundland*
s & d: Geo: Gilbert Scott | *Architect* | *20 Spring Gardens* | London | *June 1847*

9 Details of crypt windows
Scale: $\frac{1}{8}$ FS, FS
Insc: As above, + *Cathedral of S. John* | *Newfoundland*, labelled & *Sent July 3rd 1847*
s & d: Geo: Gilbert Scott | *Archit* | *20 Spring Gardens* | London | *July 2nd 1847*
Pencil (530×655)

10 Elevation, including part-plan, & section of W window of nave
Scale: $\frac{1}{2}$ in to 1ft
Insc: As above, *Newfoundland Cathedral & Tracing sent* | July 19th 1847
w/m: J. Whatman 1846
Pencil (995 × 675), lower left & upper right corners & part of right edge lost

11 Elevation & details of buttresses of aisles of nave &, inset, W elevation of N aisle
Scale: 1in to 1ft, FS, inset $\frac{1}{8}$ in to 1ft
Insc: As above, *S. John's Cathedral* | Newfoundland & Tracing sent | July 19th 1847
s & d: Geo Gilbert Scott | Architect | 20 Spring Gardens | London | July 1847
Pencil (650 × 530)

12 Plans & elevations of three varieties of columns between nave & aisles
Scale: $\frac{1}{8}$ FS
Insc: (in pencil) As above, *S. John's Cathedral* | Newfoundland & (in pen) labelled
s & d: (in pencil) Geo. Gilbert Scott | Architect | 20 Spring Gardens | London | 24th July 1847
Pen & buff wash (670 × 670)

13 Plans & elevations of columns No(s) 1 to 3, each having a higher base than on No.12 & the capital of No.3 having a different profile
Scale: $\frac{1}{8}$ FS
Insc: (in pencil) As above
w/m: J. Whatman 1846
Pen with buff & brown washes (490 × 670)

14 FS details of capitals of nave columns
Insc: Newfoundland Cathedral
s & d: Geo: G. Scott Arch | 20 Spring Gardens | London | July 1847

15 FS details of caps of nave piers
Insc: + S: John's Cathedral | Newfoundland

14-15 Insc: As above & Tracing sent | Aug 3/47
Pencil & blue wash (530 × 650)

16 Plan, elevations & sections of W doorway
Scale: $\frac{1}{2}$ in to 1ft
Insc: As above, *Cathedral of S. John* | Newfoundland & labelled, with dimensions given
s: George Gilbert Scott | Architect | 20 Spring Gardens | London
w/m: J. Whatman 1846
Pen & wash with buff & mauve washes (675 × 990)

17 Plan of N porch & section looking N
Insc: As above, labelled (including, in error, south porch on plan) & Traced & sent March 24th/48
s: G. G. Scott | Architect | 20 Spring Gardens | London

18 N elevation of N porch
Insc: As above, labelled (including, in error, south porch) & 24th March | tracing sent
s: GGS

19 E elevation of N porch
Insc: Tracing made & sent 24th March
s: Geo: Gilbert: Scott | Architect | 20 Spring Gardens | London

17-19 Scale: $\frac{1}{2}$ in to 1ft
Insc: As above & S. John Baptist Cathedral | Newfoundland
Pencil (535 × 655)

20 Section through N porch looking E & details of rib(s)
Scale: $\frac{1}{2}$ in to 1ft, FS
Insc: As above, labelled & Tracing sent | Mar 24th/48
Pencil (535 × 655)

21 Details of corbels supporting groining in N porch &, inset, plan of ribs
Scale: FS, inset $\frac{1}{2}$ FS
Insc: As above, *S. John Baptist Cathedral* | Newfoundland, labelled & Traced & sent 24th March
s: Geo Gilbert Scott | Architect | 20 Spring Gardens
Pen & pencil (535 × 655)

22 FS details of outer & inner doorways of N porch, with, inset, small-scale rough details
Insc: As above, *S. John's Cathedral* | Newfoundland, Cathedral of St Johns | Newfoundland & labelled (including, in error, south porch)
s: George Gilbert Scott | Architect | 20 Spring Gardens | London
Pencil, grey & buff washes & pen, 3 sheets pasted together (1015 × 1140, irregular)

23 Plan & exterior & interior elevations of window over door of porch
Scale: $\frac{1}{8}$ FS
Insc: As above & + S. John's Cathedral | Newfoundland
Pen & pencil (535 × 580)

24 Transverse & part longitudinal sections & details of aisle roofs
Scale: $\frac{1}{2}$ in to 1ft, FS
Insc: St Johns Cathedral | Newfoundland, labelled & Tracing sent | Mar 24/48
Verso: Rough perspective of part of roof
Pencil (535 × 655)

25 Part transverse & part longitudinal sections & details of nave roof
Scale: $\frac{1}{2}$ in to 1ft, FS
Insc: As above, Newfoundland C., Copy sent June 2. 1848 & labelled, with dimensions given
Pencil, buff wash & pen (670 × 990)

26 Plan & elevation of SW tower pier & plan of SE tower pier
Scale: $\frac{1}{8}$ FS
Insc: As above, labelled & Tracing sent to Newfoundland | August 19th
s & d: Geo Gilbert Scott | Architect | 20 Spring Gardens | London | 19th Augt 1848
Pencil (670 × 985)

27 Details of shafts supporting nave roof
Scale: $\frac{1}{8}$ FS, FS
Insc: As above, S John B. Cath. Ch. | Newfoundland, labelled & Tracing sent | 26th Jany 1849
Pencil (535 × 660)

28 Half exterior & half interior elevations of door for porch
Scale: $\frac{1}{8}$ FS
Insc: As above, Newfoundland Cathedral & Tracing sent | Sept 21/49 | ... (illegible signature)
s: G. G. Scott | Archt | London
Pen with buff & blue washes (660 × 535)

29 Design for seats
Plan, elevations, sections & detail
Scale: $\frac{1}{8}$ FS, FS
Insc: (in pencil) Newfoundland Cb
Pen (535 × 660)

30 Design for transepts & temporary chancel of 1 bay
Plan
Scale: $\frac{1}{8}$ in to 1ft
Insc: Saint John's Cathedral: Newfoundland, labelled, with key to the portion already built, the parts now proposed to be built & temporary walls & (in pencil) dimensions given & (against W & S porches, shown in error, & position of N porch) Wrong - GGS
s: Sir: G: Gilbert Scott: R:A: | 31 Spring Gardens: London
w/m: J. Whatman 1876
Pen & wash with red & pink washes (630 × 965)

1-30 Prov: Richard Scott, 1967
MSS: c.115 letters, copies of letters, bills, estimates &c, 1846-52 (among the G. G. Scott Jnr papers), including letters to Scott from the Rev. Ernest Hawkins, William Hay, the Rt Rev. Edward Feild, Bishop of Newfoundland, the Rev. William Scott, John Henderson, architect, Edinburgh, Messrs Grissell, Regent's Canal Iron Works, James Rattee, Cambridge, the Rev. T. F. H. Bridge, Vicar-General in Newfoundland, & Messrs Myers, Lambeth; letters from William Hay to Bishop Feild & from Bishop Feild to William Hay; copies of letters from Scott to Bishop Feild, William Hay, the Rev. William Scott, William Wailes, Newcastle, the Rev. T. F. H. Bridge & James Rattee; & a transcript (presumably made c.1880) from 'Fol. 88, ledger of the late Sir Gilbert Scott' of entries made in 1848 & 1851
Lit: Ecclesiologist, VIII, 1848, pp.274-279; ILN, XIV, 1849, p.429 (exterior perspective from SE illus.); Builder, XXXIV, 1876, p.19; B. F. L. Clarke, Anglican cathedrals outside the British Isles, 1958, pp.55-57
Scott was commissioned to design a new church in the summer of 1846, the previous church, which was of wood, having been destroyed by fire. The nave and aisles were built 1847-50 under the supervision of William Hay. Seats, a pulpit and altar rails were executed by Rattee, the altar table and lectern by Myers, stained glass by Wailes and churchyard railings by Grissell. The church was consecrated in 1850. The completion of the church was proposed in 1876 as a memorial to Bishop Feild. Nothing was done before Scott's death, and in 1880 the work was entrusted to G. G. Scott Jnr. Scott exhibited a drawing of the church at the RA 1848, No.1192. See also [159].53; Scott, George Gilbert Jnr [69]; .Scott, Giles Gilbert [151].

120] SALFORD (Lancs): Church of St Luke, Derby Road, Weaste
Design
Plan
Scale: $\frac{1}{8}$ in to 1ft
Insc: As above, St Lukes Church | Weaste & labelled s: ... (illegible) Gilb ... (lost)
Pen & pencil (415 × 500)
Prov: G. G. Scott Jnr & J. O. Scott, 1975
Lit: Builder, XXIII, 1865, p.613; BN, XII, 1865, p.571; British Architect, III, 1875, p.262; Pevsner, S Lancs, 1969, p.395
The church was the gift of Mrs Tootal. The foundation stone was laid 5 August 1864 and the church was consecrated 5 August 1865. The contractor was William Huddleston of Lincoln. A chapel, baptistery and vestry were completed in 1875, the contractor being Grundy of Pendleton and the clerk of works James Frater. A drawing of the church by J. D. Wyatt was exhibited at the AE 1866, No.85.

[121] SALHOUSE (Norfolk): Church of All Saints
Design for restoration (7):
1 Plan
Insc: As above & labelled
Pen & coloured washes

2 N elevation
Pen & wash with cream & buff washes

3 S elevation
Pen with cream & buff washes

4 E & W elevation(s)
Pen with pink, cream & buff washes

5 Longitudinal section looking S
Pen & wash with buff & cream washes

6 Longitudinal section looking N
Pen & wash with buff & cream washes

7 Transverse section(s) thro' nave looking W, thro' chancel
& nave looking E & through porch roof
Insc: As above, with dimensions given
Pen & coloured washes

1-7 Scale: $\frac{3}{16}$ in to 1ft
Insc: As above, *All Saints Church, Salhouse, Norfolk*.
No.1 to No.7 respectively | *Proposed restoration & with*
the stamp of the ICBs, which includes Plans |
approved | 20 May 81
s: Sir G. Gilbert Scott, R.A. | *Spring Gardens, London*
altered to John Oldrid Scott, Architect | 31 *Spring Gardens*.
London
(440 × 700, except No.6, 440 × 680)
Prov: C. M. O. Scott, 1975
MSS: Ledger I, p.81; Ledger II, p.124
Lit: BN, XLI, 1881, p.441
A contract was concluded with George Dobson of
Colchester in February 1881, and work was carried
out 1881-82. See also Scott, John Oldrid [71].

[122] SALISBURY (Wilts): Cathedral church of the
Blessed Virgin Mary
Preliminary design, c.1869, & design for refitting choir
& sanctuary; design for choir screen, c.1874 (3):
1-2 Preliminary design & design for refitting choir &
sanctuary
1 Plan
Scale: $\frac{1}{8}$ in to 1ft
Insc: *Salisbury Cathedral* | *Plan of choir*, labelled &
(in pencil) *Incorrect, This plan was prepared about 8 or*
10 years ago | in accordance with instructions - but was |
not recommended for adoption by Sir Gilbert Scott, with
discoveries of medieval work &c labelled
s: (pencil) Sir G. Gilbert Scott R.A. | *Spring Gardens* |
London
w/m: J. Whatman 1869
Pen & coloured washes, 2 sheets pasted together,
linen-backed (640 × 1080)

2 Plan
Scale: $\frac{1}{8}$ in to 1ft
Insc: *Salisbury Cathedral* | *Plan of choir & labelled*
s: Sir G. Gilbert Scott, R.A. | *Spring Gardens* | London
Pen & coloured washes, 2 sheets pasted together,
linen-backed (535 × 780)

3 Design for choir screen
Plan & elevation [Fig.21]
Scale: $\frac{3}{16}$ in to 1ft
Insc: *Salisbury Cathedral* | *Plan and elevation of proposed*
choir screen & labelled
s: Sir G. Gilbert Scott, R.A.; London
w/m: J. Whatman 1874
Pen on card (560 × 445)

1-3 Prov: C. M. O. Scott, 1953 (No.3) & 1975
(Nos.1, 2)
MSS: Letter from William Dyce to Scott, d. 25
January 1862; letter from Thomas Gambier Parry to
Scott, d. 28 July 1869; MS of *Recollections*, Vol.3,
pp.305-310, & Vol.4, pp.93-96 (see Stamp, pp.67-68);
Ledger I, pp.10, 24
Lit: BN, IX, 1862, p.323; XII, 1865, p.587; G. G.
Scott & F. W. Shields, *Salisbury cathedral. Reports on*
the tower and its sustaining piers, Salisbury n.d. [1865];
BN, XIII, 1866, pp.160, 227, 244, 554; *Architect*, I,
1869, pp.245-246; II, 1869, p.108; *Builder*, XXVII,
1869, pp.384, 755; *Architect*, III, 1870, pp.72, 115;
Bishop Hamilton's memorial. Restoration of the choir of
Salisbury cathedral. Proceedings of the committee with the
report by Geo. Gilbert Scott, R.A., and list of subscribers,
February, 1870, Salisbury n.d. [1870] (Scott's report
also printed *Church Builder*, No.34, 1870, pp.54-58);

Builder, XXVIII, 1870, p.193; BN, XVIII, 1870,
p.225; *Architect*, V, 1871, p.130; VI, 1871, p.135;
Builder, XXIX, 1871, p.709; BN, XXI, 1871, p.184;
Architect, VIII, 1872, p.337; BN, XXII, 1872,
p.343; XXIII, 1872, p.467; *Architect*, IX, 1873, p.162;
BN, XXIV, 1873, p.349; *Architect*, XI, 1874, p.29;
British Architect, I, 1874, p.46; BN, XXVI, 1874,
pp.51-52; *Architect*, XIII, 1875, pp.235, 356; *British*
Architect, III, 1875, p.262; BN, XXVIII, 1875,
pp.530-531, 707; *Salisbury cathedral. Restoration and*
Bishop Hamilton memorial. Report on progress of work ...,
Salisbury n.d. [1875]; *Architect*, XVI, 1876, p.125;
Builder, XXXIV, 1876, pp.658-659; BN, XXX, 1876,
p.455; XXXI, 1876, p.439; *Architect*, XVIII, 1877,
p.339; *Builder*, XXXV, 1877, pp.19, 239 (reredos
illus.), 241; BN, XXXII, 1877, p.132; XXXIII,
1877, p.395; *Builder*, XXXVI, 1878, p.923; BN,
XXXVII, 1879, p.508; *Recollections*, pp.300-308
Scott was appointed architect to Salisbury cathedral
around 1859. He surveyed the building in 1862,
subscriptions were opened in 1863, and restoration
work was begun with consolidation of the foundations
and repairs to the stonework of the exterior. In
conjunction with the engineer F. W. Shields, Scott
strengthened the tower, beginning in 1866. Restoration
of the W front, with new statuary by J. F. Redfern,
was begun in 1867. Earl Beauchamp had offered to
pay for a new reredos in 1866, and in 1869 restoration
and refitting of the choir and sanctuary were proposed
as a memorial to Bishop Hamilton. The stonework
of the interior of the church was restored 1870-78.
As with the work on the exterior, the contractor was
G. P. White and the clerk of works Mr Hutchins.
The choir was repaved, given a new pulpit and stalls
and reopened 1 November 1876. A new reredos, the
gift of Earl Beauchamp, was executed by Farmer &
Brindley, 1876-77, and a metal choir screen was
executed by Skidmore and erected in 1877 (both were
removed in 1959, see *The Times*, 21 April 1959, p.22).
A new throne was erected in 1878, and a new nave
pulpit in 1879. Together with G. G. Scott Jnr, Scott
published an archaeological paper entitled *Salisbury*
cathedral. Report ... upon the position of the high altar,
January, 1876, Salisbury n.d. [1876] (also printed
Sacristy, III, 1881, pp.92-107). Related MS material
is in the Diocesan Record Office, Salisbury. See also
[159].43, 45; Blacking, William Henry Randoll.

[123] SANDHURST (Berks): Wellington College, chapel
Preliminary designs, c.1859; contract drawings, 1861;
working drawing (9):

1-4 Preliminary designs

1-3 Design with tower & spire

1 S elevation

Insc: As above & *Design for new chapel* | *Wellington*.
College

s: George. Gilbert. Scott. Archt | London

w/m: J. Whatman 1859

Pen (595 × 865), much of right side & upper & lower
left corners lost

2 W & E elevations

Pen (550 × 800), much of right side lost

3 Transverse section(s) through nave & chancel looking
E

Insc: As above & *Design for new chapel* | *Wellington*
College | *Sandhurst*

w/m: J. Whatman 1859

Pen with purple & brown washes (550 × 670), much
of left side lost, affecting section through nave

4 Design with neither tower & spire nor flèche

Longitudinal section looking S

Insc: As above & *Design for new chapel* | *Wellington*
College | *Sandhurst*

w/m: J. Whatman 1859

Pen & wash, buff & brown washes & pencil
(550 × 795), much of left side lost, affecting section

5-8 Contract drawings (with flèche)

5 S elevation [Fig.8]

(590 × 915)

6 W & E elevation(s)

(650 × 980), lower right corner lost

7 Longitudinal section looking N

(625 × 965)

9 Transverse section(s) through nave looking W & E
& thro' chancel looking E

(635 × 980)

5-8 Insc: As above, *New chapel* | *Wellington College* |
Sandhurst & (lost from No.5) *This is one of the drawings*
referred to in the contract dated August 26th 1861 | *Geo*
Myers or similar

s: (mostly lost from No.6) *Geo: Gilbert Scott R.A.*
Archt | 20. *Spring Gardens* | London

w/m: (except No.5) J. Whatman 1860

Pen, cartridge-backed

8 Working drawing

Plan of the boys' seats

Insc: As above, *Wellington College Chapel* & labelled,
with dimensions given & notes

s: *Geo. Gilbert Scott Archt*

Pen with pink & blue washes on tracing paper,
cartridge-backed (500 × 760)

1-9 Scale: $\frac{3}{16}$ in to 1ft

Prov: C. M. O. Scott, 1953 (Nos.5-8) & 1975
(Nos.1-4, 9)

Lit: *Builder*, XIX, 1861, pp.772 (exterior perspective
from SE illus.), 773; *CEAJ*, XXIV, 1861, p.251;
BN, X, 1863, p.577; *ILN*, XLIII, 1863, pp.264-265
(exterior perspective from SW illus. p.265);
Ecclesiologist, XXVII, 1866, pp.258-260; *CEAJ*,
XXX, 1867, p.2 & pl. opp. (exterior & interior
perspectives illus.); D. Newsome, *A History of*
Wellington College, 1859-1959, 1959, pp.105-107,
110-113, 151-152; Pevsner, *Berks*, 1966, p.262
Scott was commissioned to design the chapel in 1860.

The foundation stone was laid by the Prince Consort
12 July 1861, and the chapel was consecrated 16 July
1863. Stone carving was executed by Farmer and
woodwork by Ruddle of Peterborough.
A N transept and S aisle were added to designs of
A. W. Blomfield in 1886 and 1899 respectively.
Drawings of the chapel by J. D. Wyatt were
exhibited at the AE 1862, No.115, and 1864, No.155.
See also Lutyens, Sir Edwin Landseer [295].

[124] SANDWICH (Kent): St Bartholomew's Hospital,
Deal Road, chapel

Contract drawings for restoration, c.1875, reused in
1882 & 1887 (7):

1 Plan

Insc: As above & (in 1887) N.B. | *For amended plan*
of seating | see drawing No.1A

Pen & coloured washes (435 × 570)

2 E & W elevation(s)

Pen & wash with blue wash (445 × 600)

3 N elevation

(440 × 590)

4 S elevation

(440 × 530), left edge cut

5 Transverse section(s) looking E & W

w/m: J. Whatman 1875

(445 × 605)

3-5 Pen & wash with terra-cotta & blue washes

6 Longitudinal section thro' S chapel looking N &, inset, section through chancel arch looking E
Pen & coloured washes (440×605)

7 Longitudinal section thro' N chapel looking N
Pen & wash with blue & terra-cotta washes
(435×595)

1-7 Scale: $\frac{3}{16}$ in to 1ft
Insc: As above, *St Bartholomew's Chapel, Sandwich* / *Proposed restoration, No.1 to No.7 respectively*, (Nos.1 & 3) labelled, *William Denne* / *Tbo. S Denne*, (partly lost from No.4) 6th June 1882 / *William Denne* / *Tbo. S. Denne* & (except No.1) J J Wise / 28 March 1887
s: *Sir G. Gilbert Scott, R.A.* / *Spring Gardens, London*
Prov: C. M. O. Scott, 1975
MSS: Ledger I, p.87; Ledger II, p.174
Lit: *Builder*, III, 1887, pp.456, 922; Newman, E Kent, 1969, p.433
It seems from Ledger I that work was carried out in 1877-78, presumably according to Denne of Walmer's original contract. Ledger II records that Denne carried out work on the nave 1882-83 and that J. J. Wise of Deal carried out work on the N chapel, fittings and floors in 1887. See also Scott, John Oldrid [72].

[125] SEWERBY (Yorks): Church of St John the Evangelist
Design
Plan
Scale: $\frac{3}{16}$ in to 1ft
Insc: *New church* / *Sewerby Yorkshire* / *No.1* & labelled, with dimensions given
s: *Geo G Scott Architect* / *20 Spring Gardens* / *London*
Pen & coloured washes on tracing paper, linen-backed (340×495)
Prov: G. G. Scott Jnr & J. O. Scott, 1975
Lit: *Ecclesiologist*, VIII, 1848, pp.186-187; Pevsner, *Yorks ER*, 1972, p.337; *VCH: Yorks ER*, Vol.2, 1974, p.100
The church was built c.1847-48 at the expense of Yarburgh Greame. See also Scott, Giles Gilbert [152].

[126] SHAFESBURY (Dorset): Church of the Holy Trinity, Bimport
Design for alterations & additions (2):
1 Plan
Insc: *Shaftesbury Church* / *Proposed enlargement*, with (in pencil) a note
Pen & buff wash on tracing paper (450×625)

2 S elevation of E parts with, inset, W elevation of N transept; E elevation
Insc: As above & *Shaftesbury Church* / *Proposed alterations*
Pen on tracing paper (630×490)

1-2 Scale: $\frac{1}{8}$ in to 1ft
s: *G. G. Scott* / *Architect* / *20 Spring Gardens* / *London*
Prov: G. G. Scott Jnr & J. O. Scott, 1975
These drawings show alterations and additions to a church rebuilt by Scott & Moffatt c.1841-42 (*Ecclesiologist*, I, 1842, pp.56-58). The present chancel is by E. Doran Webb, 1908 (Newman & Pevsner, *Dorset*, 1972, p.364).

[127] SHERBORNE OR SHERBOURNE (Warwicks): Church of All Saints
Design for rebuilding
Plan
Scale: $\frac{1}{8}$ in to 1ft
Insc: *New church Sherbourne* / *near Warwick*
s: *Geo Gilbert Scott Archt* / *20 Spring Gardens* / *London*
Pen on tracing paper (425×565)
Prov: G. G. Scott Jnr & J. O. Scott, 1975
Lit: *BN*, XI, 1864, pp.234, 755; *CEAJ*, XXVII, 1864, p.282; *Ecclesiologist*, XXV, 1864, pp.308-309; XXVI, 1865, pp.315-316; Pevsner & Wedgwood, *Warwick*, 1966, p.394; J. Wilton-Ely, 'The Role of models in church design', *CL Annual* 1969, pp.76-79, Sherborne p.79 (model illus. fig.5, p.77)
The church was the gift of Miss Louisa Ann Ryland of Barford Hall. A model of it was made in 1859 (now in the County of Warwick Museum), and the church was begun c.1862 and consecrated 29 September 1864. The contractor was William Huddleston of Lincoln, the clerk of works Alfred Roome and the sub-architect Thomas Garner. Carving was executed by Farmer & Brindley. An organ chamber and other works were carried out 1883-85 (Ledger II, p.185; Ledger III, p.29).

[128] SHIFFNAL (Salop): Church of St Andrew
Design for refitting chancel
Plan
Scale: $\frac{1}{8}$ in to 1ft
Insc: As above, *Shiffnal* (sic) *Church* / *Refitting* (sic) *of chancel* & labelled
s: *Geo: G: Scott* / *Archt* / *London*
Pen on tracing paper (465×645), upper right corner lost
Prov: G. G. Scott Jnr & J. O. Scott, 1975

MSS: Letter from G. E. Street to Scott, d. 29 January 1858; Ledger I, pp.43, 65; Ledger II, p.31; Ledger III, p.47
Lit: J. L. Petit, 'Shiffnal church', *Collectanea Archaeologica*, I, 1862, pp.90-98 (Scott's work pp.91, 98)
Scott restored and refitted the church, apparently during the 1850s. According to Street's letter, the contractor was Yates, perhaps Joseph Yates of Leicester. Scott carried out further work c.1876-79.

SHREWSBURY (Salop): Shropshire Lunatic Asylum, now Shelton Hospital, Shelton
See Scott, George Gilbert Snr & Moffatt, William Bonython [8]

[129] SKIRBECK (Lincs): Church of the Holy Trinity, Spilsby Road
Design, c.1845
E elevation
Scale: $\frac{3}{16}$ in to 1ft
Insc: As above, *New church Skirbeck near Boston* / *Lincolnshire No.7* & copy
s: *G. G. Scott* / *Architect* / *20 Spring Gardens* / *London*
w/m: J. Whatman 1845
Pen & coloured washes (485×665)
Prov: C. M. O. Scott, 1975
Lit/Note: See Scott, George Gilbert Snr & Moffatt, William Bonython [9]
See also Scott, George Gilbert Snr & Moffatt, William Bonython [9].

[130] SKIRBECK (Lincs): Church of St Nicholas
Design for restoration, enlargement & refitting, c.1869, used as contract drawings c.1875; survey drawing, c.1873 (6):
1-5 Design for restoration, enlargement & refitting
1 Plan
w/m: J. Whatman 1869
Pen with brown, purple & red washes (540×730)

2 N elevation
(535×695), lower right corner lost

3 S elevation
w/m: J. Whatman 1869
(540×735)

4 W & E elevation(s)
(540×725), part of lower edge lost

2-4 Pen & wash with grey-pink & brown washes

5 Transverse section looking W & longitudinal section looking N
w/m: J. Whatman 1869
Pen with brown, purple & red washes (540×740), part of upper edge lost

1-5 Scale: $\frac{1}{8}$ in to 1ft
Insc: As above, *S. Nicolas, Skirbeck* / *Proposed restoration* (*Proposed restoration and refitting* on No.1), (No.1) labelled, with the printed label (No.1) & stamp of the ICBS, the stamp including *Plans approved* / (in pen) *April 20th 1875, & Henry Clipsbam* s:(partly lost from No.2) *G. G. Scott R.A.* / *Spring Gardens* / *London*

6 Survey drawing
Plan &, inset, gallery plan
Scale: $\frac{1}{8}$ in to 1ft
Insc: As above, *St Nicholas Skirbeck* / *Plan shewing present arrangement* & labelled
s: *Sir G. Gilbert Scott, R.A.* / *31 Spring Gardens* / *London*
w/m: J. Whatman 1873
Pen with blue & cream washes (480×650)

1-6 Prov: C. M. O. Scott, 1975
MSS: Ledger I, p.11
Lit: *Builder*, XXXIII, 1875, p.937; *ASR*, XIII, 1875-76, p.x
The church was reopened 23 September 1875.

[131] SOUTHAMPTON (Hants): Church of St Denys, Portswood
Design
Longitudinal section looking N
Scale: $\frac{3}{16}$ in to 1ft
Insc: *New church St Denys* / *Portswood Southampton* / *Drawing No.4* & labelled, with dimensions given
s: *G G Scott Archt* / *20 Spring Gardens* / *London*
Pen & coloured washes on tracing paper, backed with cartridge & linen (455×685)
Prov: G. G. Scott Jnr & J. O. Scott, 1975
Lit: *Builder*, XXIII, 1865, p.106; XXVI, 1868, p.518; Pevsner & Lloyd, *Hants*, 1967, p.572
In 1865 the church was described as 'about to be built'. It was consecrated around July 1868. The contractor was Robert Fletcher of Fisherton, Salisbury. The S aisle was built in 1889. See also [159].63.

[132] SPALDING (Lincs): Church of St Mary & St Nicholas
Contract drawings for restoration, enlargement & refitting, c.1864; design for refitting, c.1865; design for restoring chapel of St Mary & for a passage between it & the chancel, c.1873, used as contract drawings in 1885; design for chancel screen (8):
1-3 Contract drawings for restoration, enlargement & refitting
1 Plan, with rough modifications
Scale: $\frac{1}{8}$ in to 1ft
Insc: *Church of S.S. Mary and Nicholas - Spalding -* / *Plan shewing re-arrangement of seating &c*, labelled & *Thos C Halliday* / *James Cave*
s: *Geo. Gilbert Scott, Archt* / *20. Spring Gardens* / *London*
w/m: J. Whatman Turkey Mill 1856
Pen, blue, buff & brown washes & pencil, linen-backed (465×660)

- 2 Plan of chancel & N chapel, S elevation of chancel & inset, rough detail of roof
w/m: J. Whatman 1864
(630×455)
- 3 N elevation of N chapel & longitudinal section through chancel looking N
(635×455)
- 2-3 Scale: $\frac{3}{16}$ in to 1ft
Insc: As above, *Spalding Church | Restoration of chancel, labelled, with (No.2) dimensions given & Thos C Halliday | James Cave*
s: G. G. Scott. *Archit | 20 Spring Gardens | London*
Pen & coloured washes
- 4 Design for refitting
Plan
Scale: $\frac{3}{16}$ in to 1ft
Insc: *Church of S. S. Mary and Nicholas - Spalding | Plan shewing re-arrangement of seating &c & labelled s: George. Gilbert. Scott. Archit | 20 Spring Gardens | London*
w/m: J. Whatman 1865
Pen & wash, pencil & buff wash (650×1000)
- 5-7 Design for restoring chapel of St Mary & for a passage between it & the chancel
5 Plan & S elevation
w/m: J. Whatman 1873
Pen & wash with pink & yellow washes (440×635)
- 6 E elevation & section(s) through passage looking N & S
Pen & wash with buff & brown washes (440×635)
- 7 Transverse section looking E & longitudinal section looking N
Pen & wash with buff & brown washes (445×635)
- 5-7 Scale: $\frac{3}{16}$ in to 1ft
Insc: As above, *S. S. Mary & Nicolas Church Spalding | Restoration of S. Thomas', altered (in pencil) to Mary's, Chapel No.1 to No.3 respectively, labelled & J. W. Bunning*
s: Sir G. Gilbert Scott R.A. | 31 Spring Gardens | London
- 8 Design for chancel screen
Plan, elevation & section
Scale: $\frac{1}{2}$ in to 1ft
Insc: As above & *S. S. Mary & Nicolas. Spalding | Road screen*
Pencil, cartridge-backed (690×490), upper & lower right corners lost, affecting plan
- 1-8 Prov: C. M. O. Scott, 1953 (No.8) & 1975 (Nos.1-7)
MSS: Ledger II, p.201; Ledger III, p.27
Lit: *AASR*, VIII, 1865-66, pp.vi-vii, lxxxvi-lxxxvii; *Ecclesiologist*, XXVIII, 1867, p.238; *AASR*, IX, 1867-68, p.xiii
Restoration, enlargement and refitting were carried out 1865-67. Ledger II records that a contract was concluded with Bunning 1 October 1885 and that work was carried out 1885-86, also that screens between the chapel of St Mary and the S transept were executed by John Thompson of Peterborough in 1895. See also Scott, John Oldrid [74].
- [133] SPALDING (Lincs): Church of St Paul, Fulney
Contract drawings, 1877 (8):
1 Plan with inset, plans of warming chamber & stair turret
Insc: As above, labelled, with dimensions given & *The details of windows on north side | altered - see sheet of reduced details | S & W Pattinson | Contractors | Witness - | Chas R. B. King | July. 26. 1877*
Pen & coloured washes (615×960)
- 2 Transverse sections through chancel & nave looking E & inset, inside elevation of W wall
Insc: As above, labelled, with dimensions given & *The heights of the building reduced | and some details altered - see | skeleton sections - and sheets of | reduced details | S & W Pattinson | Contractors | Witness - | Chas R. B. King | July 26. 1877*
Pen & coloured washes (620×960)
- 3 Longitudinal section looking N
Insc: As above, labelled, with dimensions given & *The heights of the building reduced | and some details altered - see skeleton | drawings - and sheets of reduced details | S & W Pattinson | Contractors | Witness - | Chas R. B. King | July 26/77*
Pen with buff, brown & red washes (620×960)
- 4 E & W elevations
Insc: As above, labelled & *The heights of the building reduced | see skeleton drawings | S & W Pattinson | Contractors | Witness - | Chas R. B. King | July. 26. 1877*
Pen & coloured washes (600×965)
- 5 S elevation
Insc: As above & *The heights of the building reduced | see skeleton drawings | S & W Pattinson | Contractors | Witness - | Chas R. B. King | July 26. 1877*
Pen & coloured washes (620×965)
- 6 N elevation
Insc: As above & *The heights of the building reduced | and some details altered - see skeleton | drawings - and sheet of reduced details | S & W Pattinson | Contractors | Witness - | Chas R. B. King | July 26. 1877*
Pen & coloured washes (615×960)
- 7 W elevation [Fig.13]
Insc: As above & *The heights of the building | reduced - see skeleton drawings | S & W Pattinson | contractors | Witness - | George Hannaford*
Pen with buff & brown washes (935×585)
- 1-7 Insc: As above, *S: Paul's Church - Fulney - Spalding - No.1 to No.7 respectively, S & W Pattinson, (stamp) E.C.E. | 630 (in pen) 3/12 to 8/12 respectively (lost from No.7) | 14 Jan 1878 & (stamp) Ecclesiastical Commissioners | for England | Approved | (in pen) Conditionally | see | specification*
s: Sir G. Gilbert Scott R.A: | Spring Gardens - London
- 8 N elevation
Insc: As above, *St Paul's Church. Fulney. Spalding | Reductions in heights and details as contracted for | No.16, labelled, with dimensions given, This skeleton drawing shows the reduced | heights and details as contracted for in | an agreement dated this 13th day of | July 1877 | S & W Pattinson | Contractors | Witness - | George Hannaford, (stamp) E.C.E. | 630 (in pen) 12/12 | 14 Jan 1878 & (stamp) Ecclesiastical Commissioners | for England | Approved | (in pen) Conditionally | see | specification*
s: Sir G. Gilbert Scott. R.A. | Spring Gardens | London
Pen (620×960)
- 1-8 Scale: $\frac{3}{16}$ in to 1ft
w/m: J. Whatman 1876
Prov: C. M. O. Scott, 1953
MSS: Ledger I, p.81; Ledger II, pp.38-39
Lit: BN, XXXIII, 1877, p.447; *AASR*, XIV, 1877-78, p.xi; *Builder*, XXXIX, 1880, p.596; BN, XXXIX, 1880, pp.603-604; Pevsner & Harris, *Lincs*, 1964, p.649
The church, together with a vicarage and a school, was paid for by Miss Charrington of Spalding. The foundation stone of the church was laid 18 October 1877, and consecration took place in October or November 1880. The clerk of works was George Hannaford. A pulpit &c were executed by Farmer & Brindley.
- [134] STAFFORD: Church of St Chad
Survey drawing, 1873; design for restoration & enlargement, 5 drawings used as contract drawings c.1874; design for S aisle, c.1874; survey drawing, c.1875 (10):
1 Survey drawing
Plan
Insc: *St Chad's Church. Stafford | Present arrangement & labelled*
s&d: Sir. G. Gilbert Scott, R.A. | London | Feb. 1873
Pen & wash with brown & cream washes (475×670)
- 2-7 Design for restoration & enlargement
2 Plan
Insc: As above & labelled
Pen & coloured washes (480×660)
- 3 S elevation
Insc: As above, (in pencil) *Aisle altered - | see other drawing & Transept not built*
Pen & coloured washes, linen-backed (480×680)
- 4 N elevation
Insc: As above & (in pencil) *Aisle not built. To be like south aisle*
Pen & coloured washes (485×690), lower left & upper right corners lost
- 5 E elevation
Insc: As above, (in pencil) (S) *Transept not built & (N aisle) To be narrowed*
Pen & wash with pink & brown washes (680×485)
- 6 W elevation & transverse section thro' nave looking W
Insc: As above, (in pencil) (S) *Aisle altered | see other drawing & New (N) aisle*
Pen with blue, brown & buff washes, linen-backed (695×480)
- 7 Longitudinal section looking S
Pen with blue, brown & buff washes (485×665)
- 2-7 Insc: As above, *St Chad's Church. Stafford | Proposed restoration, No.1 to No.6 respectively (partly lost from No.4), with the printed label (No.1) & stamp of the ICBS, the stamp including Plans approved | (in pen) July 21st 1874, & (except No.5) Jno. J. East s: Sir. G. Gilbert Scott. R.A. | Spring Gardens | London*
- 8-9 Design for S aisle
8 Plan & S elevation
Pen & coloured washes (570×405)
- 9 E & W elevation(s) & transverse section looking E
Pen & wash with brown wash (615×395)
- 8-9 Insc: As above, *St Chad's Church Stafford | New south aisle, (No.8) labelled & dimensions given (partly in pencil, including rough notes in John Oldrid Scott's hand in connection with the S transept), with the stamp of the ICBS, which includes Plans approved (in pen) July 21st 1874*
s: Sir G. Gilbert. Scott: R.A. | 31 Spring Gardens | London or similar
- 10 Survey drawing after restoration of nave & erection of S aisle & temporary walls
Plan distinguishing old & new work, with proposed work in outline
Insc: *St Chad's Church Stafford | Plan May 1875 & labelled*
s: Sir. G. Gilbert Scott. R.A. | 31 Spring Gardens | London
Pen & coloured washes (445×625)

1-10 Scale: $\frac{3}{16}$ in to 1ft

Prov: C. M. O. Scott, 1975

Lit: *Architect*, VIII, 1872, p.96; *Builder*, XXX, 1872, p.653; *Architect*, IX, 1873, p.335; *Builder*, XXXI, 1873, pp.552, 593; XXXII, 1874, p.314; XXXIII, 1875, p.410; Pevsner, *Staffs*, 1974, p.243

Restoration of the church was begun 1854-55 at the instigation of Thomas Salt, with Henry Ward of Stafford as architect: the chancel was restored and foundations of new aisles and a new S transept were laid (*Ecclesiologist*, XVI, 1855, pp.317-318). In 1872 it was proposed to complete the work as a memorial to Salt, and Scott restored the nave 1873-74 and built a new S aisle 1874-75. The clerk of works was George Clark. Stone carving was executed by Farmer & Brindley. A new N aisle was built in 1880 and a new N transept in 1886. The architect for the latter (and perhaps also the former) was R. Griffiths, who followed Scott's design (*Builder*, LI, 1886, p.217). See also Scott, John Oldrid [76].

STAFFORD: Church of St Mary

See Scott, George Gilbert Snr & Moffatt, William Bonython [10]

[135] STAFFORD: Church of St Mary the Virgin, Newport Road, Castlechurch
Design for N aisle, c.1851, 1 drawing reused by J. O. Scott; working drawing for font cover (5):
1-4 Design for N aisle

1 Plan

Insc: *Plan shewing proposed alterations and additions & labelled, with table of increased accommodation*
Pen & coloured washes (475×650)

2 N elevation

Insc: As above & *Proposed north aisle*

Pen with pink, buff & turquoise washes (450×655)

3 E elevation, W elevation of aisle & transverse section through aisle looking E

Insc: As above & *Drawings of proposed north aisle w/m: J. Whatman Turkey Mill 1851*

Pen & coloured washes (475×655), lower left corner lost

4 Longitudinal section looking N & transverse section through aisle looking E

Insc: As above, *Shewing proposed north aisle & (added later, in pencil) No.6 altered (in red pen) to No.5 & (in pencil) labelled*

Pen & coloured washes (445×620)

1-4 Scale: $\frac{3}{16}$ in to 1ft

Insc: As above & *Castle Church | Stafford*

s: Geo: G: Scott | *Architect* | 20 *Spring Gardens* | London altered on No.4 to John Oldrid Scott | *Architect* | 35 *Spring Gardens*

5 Working drawing for font cover

FS details of font cover

Insc: As above, *Castle Church Stafford & labelled*

s: George Gilbert Scott | *Architect* | 20 *Spring Gardens* | London

Pen with blue-grey, cream & buff washes on tracing paper (760×615)

1-5 Prov: C. M. O. Scott, 1975 (Nos.1-4); G. G.

Scott Jnr & J. O. Scott, 1975 (No.5)

MSS: Ledger I, p.54; Ledger II, p.197; Ledger III, p.66

Lit: *Builder*, LXXII, 1897, p.83; *VCH: Staffs*, Vol.5, 1959, p.96

A memorial cross was executed by Robert Bridgeman of Lichfield in 1893, and the N aisle, an organ chamber and a vestry were built by Bridgeman 1897-98.

See also Scott, George Gilbert Snr & Moffatt, William Bonython [11]; Scott, John Oldrid [77].

STOKE-ON-TRENT (Staffs): Church of the Holy Trinity, Hartshill Road

See Scott, George Gilbert Snr & Moffatt, William Bonython [12]

[136] STOURPORT (Worcs): Church of St Michael, Lower Mitton

Design (4):

1 Plan, showing temporary W wall reducing length of nave from 6 to 4 bays

Insc: *Design for new church Mitton & labelled, with*

dimensions given & table of accommodation

s: Sir Gilbert Scott R.A. | 31. *Spring Gardens* | London

Pen, red pen & buff & blue washes with pencil added on tracing paper, backed with cartridge & linen (475×735)

2 Longitudinal section looking S

Insc: As above, *Design for new parish church | Mitton & No.9*

s: Sir G. Gilbert Scott R.A. *Architect* | 35 (sic) *Spring Gardens* | London

Pen with red pen added on tracing paper, linen-backed (570×775)

3 Transverse section through chancel looking E

Insc: As above, *Design for new parish church. No.3 | Mitton & labelled*

s: Sir G. Gilbert Scott R.A. *Architect* | 31 *Spring Gardens* | London

Pen on tracing paper, linen-backed (460×635)

4 Transverse section through nave looking W & details

Insc: As above, *Mitton Church. No.10 & labelled*

s: Sir G. Gilbert Scott R.A. *Architect* | 31 *Spring Gardens. London*

Pen & pencil on tracing paper, linen-backed (465×460)

1-4 Scale: $\frac{1}{8}$ in to 1ft

Prov: C. M. O. Scott, 1953

MSS: Ledger I, p.16; Ledger II, p.138; Ledger III, pp.102, 103

Lit: *Builder*, XXXIV, 1876, p.400; BN, XXX, 1876, p.76; XXXI, 1876, pp.312, 317 (exterior perspective from SW & interior perspective looking E illus.), 336; *Builder*, XLI, 1881, p.438; Pevsner, *Worcs*, 1968, p.271

Scott submitted alternative plans for the church in January 1876. Work was begun in 1881 and the foundation stone was laid in 1882. The church was consecrated in 1910, only a portion of Scott's design having been carried out. The contractor was Thomas Collins of Tewkesbury. Scott exhibited drawings of the church at the RA 1876, Nos.1049 & 1060. See also Scott, John Oldrid [78].

[137] SWINDON (Wilts): Christ Church

Contract drawings; working drawing (7):

1-6 Contract drawings

1 Plan

Insc: As above & labelled, with dimensions given & table of accommodation

(455×670)

2 W elevation

(670×465)

3 E elevation & transverse section through chancel looking E

(470×695)

4 N elevation

(480×695)

5 Longitudinal section looking N

(480×690)

6 Transverse section(s) through nave looking E & W

(475×690)

1-6 Scale: $\frac{1}{8}$ in to 1ft

Insc: As above, *New church | Swindon | Wiltshire. No.2 to No.7 respectively, (Nos.2, 3 & 5) old & new ground line(s) indicated & Geo Myers*

s: Geo: Gilbert Scott | *Architect* | 20. *Spring Gardens* | London

Pen & coloured washes, cartridge-backed

7 Working drawing

Plan of passages &c for Swindon Church

Scale: $\frac{1}{4}$ in to 1ft

Insc: As above & labelled, with dimensions given & notes

Pen on tracing paper (555×870), upper left corner lost

1-7 Prov: C. M. O. Scott, 1953 (Nos.1-6); G. G. Scott Jnr & J. O. Scott, 1975 (No.7)

Lit: *Architect & Building Gazette*, 1850, pp.318, 319, (exterior perspective from NW illus.); *CEAJ*, XIII, 1850, pp.288 (exterior perspective from NW illus.), 289; *Builder*, IX, 1851, pp.389, 481, 721; J. Bejeman 'Architecture', in D. Douglas (introd.), *Studies in the history of Swindon*, Swindon 1950, pp.161-183 (Christ Church pp.179-180); *VCH: Wilts*, Vol.9, 1970, p.148; Pevsner, *Wilts*, 1975, p.506

The foundation stone was laid 7 June 1850 and the church was consecrated in November 1851. See also [159].9, 13; Travers, Howard Martin Ortho [233].

SWINDON (Wilts): Church of St Mark, New Swindon
See Scott, George Gilbert Snr & Moffatt, William Bonython [13]

[138] TAPLOW (Bucks): Church of St Nicholas

Contract drawings for chancel, 1864 (4):

1 Plan

2 Longitudinal section looking N & N elevation

3 E & S elevation(s)

4 Transverse section(s) through nave & chancel looking E

1-4 Scale: $\frac{3}{16}$ in to 1ft

Insc: As above, *Taplow Church No.1 to No.4 respectively | New chancel or similar, (except No.4) labelled, (No.1) with dimensions given & George Snowball | May 11th 1864*

s: George. Gilbert. Scott. *Archit* | 20 *Spring Gardens* | London or similar

w/m: (except No.2) J. Whatman 1863

Pen & coloured washes (470×650)

Prov: C. M. O. Scott, 1975

Lit: *Builder*, XXIII, 1865, p.233; BN, XII, 1865, p.198; *Church Builder*, No.15, 1865, p.133

Scott was responsible for a new chancel and alterations to the nave. The contractor for the work on the nave was James Rutland. The church was reopened in March 1865. See also Scott, John Oldrid [79].

[139] TEWKESBURY (Glos): Abbey church of St Mary the Virgin

Designs for rearranging & repaving choir & sanctuary, c.1874 &c, & for roof to chapel E of N transept, c.1877 (3):

1-2 Designs for rearranging & repaving choir & sanctuary

1 Plan showing pavement, pulpit, screen, stalls &c

Scale: $\frac{1}{4}$ in to 1ft

Insc: As above, *Tewkesbury Abbey - | Plan shewing proposed arrangement of choir &c & labelled, with key to coats of arms in pavement*

s: Sir Gilbert Scott, R.A. | *Architect* | 31. *Spring Gardens* | London

Pen & wash with buff & orange washes on tracing paper, backed with cartridge & linen (495×920)

2 Plan showing pavement, screen, stalls &c
Scale: $\frac{1}{2}$ in to 1ft

Insc: As above, *Tewkesbury Abbey* | *Plan of tile pavement* & labelled

s: *Sir Gilbert Scott, R.A. | Architect | 31. Spring Gardens* | London

w/m: J. Whatman 1874

Pen, coloured washes, gold paint & red pen, 4 sheets pasted together, linen-backed (930 × 1680)

3 Design for roof to chapel E of N transept

Plan & longitudinal section looking W of chapel & adjoining chapel of St Nicholas

Scale: $\frac{1}{4}$ in to 1ft

Insc: As above, *Tewkesbury Abbey* | *New roof to chapel, east of north transept* & labelled, with dimensions given & a note

s: *Sir Gilbert Scott, R.A. | 31. Spring Gardens* | *Charing Cross* | London

w/m: J. Whatman 1877

Pen & wash with brown wash, linen-backed (975 × 660)

1-3 Prov: C. M. O. Scott, 1975

MSS: Ledger I, pp.52, 68; Ledger II, pp.17,113

Lit: *BN*, XI, 1864, p.617; *XII*, 1865, p.397; G. G.

Scott, *Restoration of the abbey church, Tewkesbury*.

Report, Tewkesbury n.d. [1865]; *Builder*, XXVII,

1869, p.992; *Architect*, III, 1870, p.133; *Builder*,

XXVIII, 1870, p.232; *Architect*, VIII, 1872, p.26;

Builder, XXX, 1872, p.552; *BN*, XXIII, 1872, p.130;

Architect, IX, 1873, p.283; *XII*, 1874, pp.133, 249;

British Architect, II, 1874, p.189; *Builder*, XXXII,

1874, pp.512, 797, 878; *BN*, XXVII, 1874, p.327;

Architect, XIII, 1875, p.324; *XV*, 1876, pp.300, 344;

British Architect, V, 1876, p.307; *Builder*, XXXIV,

1876, p.535; *BN*, XXX, 1876, pp.482, 534;

Architect, XVII, 1877, p.258; *Builder*, XXXV, 1877,

p.375 (interior perspective looking E illus.); *BN*,

XXXII, 1877, pp.239, 464, 472-473 (interior

perspective looking E illus.); XXXIII, 1877, p.549;

Restoration of Tewkesbury Abbey. Report of a meeting

held at Lambeth Palace on Saturday, March 3rd, 1877...

Tewkesbury n.d. [1877]; Architect, XIX, 1878, p.288;

XX, 1878, pp.47, 154; *BN*, XXXIV, 1878, p.384;

XXXV, 1878, p.305; *British Architect*, XI, 1879,

p.147; *Builder*, XXXVII, 1879, p.1111; *BN*, XXXVI,

1879, pp.213, 315, 365-366; XXXVII, 1879,

pp.365-366

Scott reported on the church in 1865 and again in

1870. His plans for restoration and refitting were

approved in 1874, and the church was cleared of

fittings in preparation for the work in the same year.

A contract was concluded with Thomas Collins of

Tewkesbury 22 February 1875. Decorative work was

carried out by Burlison & Gylls. The choir was

reopened in November 1877, although the new

pavement and fittings had yet to be carried out. The

church was rededicated 23 September 1879. Scott

exhibited a drawing of the choir at the RA 1877,

No.1081. Related MS material is in the

Gloucestershire Record Office, Gloucester. See also

Scott, George Gilbert Jnr & Scott, John Oldrid [9];

Scott, John Oldrid [80]; Scott, Charles Marriott

Oldrid [51]; Eden, Francis Charles.

[140] UPTON (Hunts): Church of St Margaret

Design & working drawings for restoration,

enlargement & refitting (15):

1-5 Design

1 Plan

Insc: As above & labelled

(485 × 610)

2 S elevation

Insc: As above, with dimensions given

(480 × 645)

3 E & W elevation(s)

(515 × 720)

4 N elevation & longitudinal section looking S

(735 × 515)

5 Transverse section(s) thro' nave & chancel looking E

Insc: As above, with dimensions given

(470 × 670)

1-5 Scale: $\frac{3}{16}$ in to 1ft

Insc: As above & *St Margaret's Church Upton* | *Hunts* |

(No.1) *Proposed enlargement and refitting*, (Nos.2-5)

Proposed restoration

Pen & coloured washes on tracing paper, linen-backed

6 Working drawing for porch

Plan & section(s)

Scale: 1in to 1ft

Insc: As above, *St Margaret's Church Upton* | *Details of*

porch & labelled, with dimensions given & a note

Pencil with buff, blue-grey & pink washes on tracing

paper, linen-backed (475 × 800)

7 Working drawing for doors

Elevations & detail of nave, chancel & vestry doors

Scale: 1in to 1ft, FS

Insc: As above, *St Margaret's Church* | *Upton* | *Doors* &

labelled, with dimensions given & notes

Pencil with buff & blue-grey washes on tracing paper

(510 × 800)

8-9 Working drawings for tile pavements

8 Plan of chancel tiling & inset, details

Scale: $\frac{1}{2}$ in to 1ft

Insc: As above, *St Margaret's Church. Upton* & labelled,

with dimensions given & notes

Pencil, coloured washes & pen on tracing paper,

linen-backed (380 × 510)

9 Plan of tile paving of nave

Scale: $\frac{1}{2}$ in to 1ft

Insc: As above, *St Margaret's Church* | *Upton* & labelled,

with dimensions given & notes

Pencil & coloured washes on tracing paper, linen-

backed (570 × 790), losses from upper & lower edges

10-15 Working drawings for fittings

10 Elevations & details of surplice closet

Scale: 1in to 1ft, FS

Insc: As above, *St Margaret's Upton* & labelled, with notes

Pencil with buff & brown washes on tracing paper

(350 × 525)

11 Plan(s), elevation & detail of font

Scale: $\frac{1}{8}$ FS, FS

Insc: As above, *Upton* ... (lost) *Huntingdon* & labelled,

with dimensions given

Pencil with buff, pink & brown washes on tracing

paper, backed with Japanese paper (405 × 485), each

corner & parts of each edge lost

12 Elevation(s) of lectern

Scale: $\frac{1}{8}$ FS

Insc: As above, *St Margaret Upton* & labelled, with

dimensions given

Pencil & buff wash on tracing paper, linen-backed

(280 × 445)

13 Plan & elevation of pulpit

Scale: 1in to 1ft

Insc: As above, *St Margaret's Church - Upton* &

labelled, with dimensions given

Pencil & coloured washes on tracing paper, backed

with Japanese paper (485 × 290), each corner & part

of lower edge lost

14 Plan, elevation(s) & section of chancel seats

Scale: $\frac{1}{2}$ in to 1ft, $\frac{1}{8}$ FS

Insc: As above, *St Margaret's Church Upton* & labelled,

with dimensions given & notes

Pencil with buff, brown & grey washes on tracing

paper, linen-backed (535 × 770)

15 Elevations of altar table

Scale: 1in to 1ft

Insc: As above, *St Margaret's. Upton* & labelled, with

dimensions given & notes

s: *G. G. Scott R.A. | Spring Gardens* | London

Pencil with buff, cream & grey-blue washes on

tracing paper, linen-backed (345 × 510)

1-15 Prov: Thompson, 1974

According to Pevsner, *Bedr*, 1968, p.359, the N aisle

is by Scott, 1870-71.

[141] WAKEFIELD (Yorks): Chantry chapel of St

Mary, Wakefield Bridge

Working drawing for restoration, 1847

FS detail of canopy of niche on S side of altar

Insc: As above, + *S. Marie's Chantry* | *On ye Bridge* |

Wakefield & (in pencil, in a later hand) *Drawn by G. E.*

Street | now R.A.; verso, addressed to Mr Cox |

Builder | *St Mary's Chantry* | *Wakefield* & franked

Paid | 3 Dec 3 | 1847 & *Wakefield* | Dec 4 | 1847 | A

s & d: Geo: Gilbert Scott | *Architect* | 20 *Spring Gardens* |

London | 3rd Decr 1847

Pen, 2 sheets pasted together, cartridge-backed

(1225 × 535), upper right corner lost

Prov: C. M. O. Scott, 1953

Lit: *Ecclesiologist*, II, 1843, p.60; *Recollections*,

pp.101-102; *Builder*, LXXXV, 1903, pp.662-663;

J. W. Walker, *Wakefield. Its history and people*, 2nd edn,

Wakefield 1939, pp.246-247

The restoration of the chapel, which was conveyed

to the Ecclesiastical Commissioners in 1842, was

superintended by the Yorkshire Archaeological

Society. The society advertised for designs; the

drawings sent in were exhibited in March 1843 and

Scott & Moffatt's design was adopted. Work was

begun in 1847 and the chapel was opened as a

chapel of ease 22 April 1848.

WAKEFIELD (Yorks): Church of St Andrew,

Peterson Road

See Scott, George Gilbert Snr & Moffatt, William

Bonython [14]

[142] WALTHAM-ON-THE-WOLDS (Leics): Church of

St Mary Magdalene

Design for restoration & refitting

Plan

Scale: $\frac{1}{4}$ in to 1ft

Insc: *Waltham Church* | *Plan shewing proposed alterations*

& (added) labelled

s: *Geo. G. Scott* | *Archit* | 20 *Spring Gardens* | London

Pen on tracing paper with pencil added (560 × 995),

part of lower edge lost

Prov: G. G. Scott Jnr & J. O. Scott, 1975

Lit: *Ecclesiologist*, XI, 1850, p.266

Scott worked at this church c.1850.

[143] WARMINGTON (Northants): Church of St Mary

the Blessed Virgin

Survey drawing of fittings; design for refitting nave

& for vestry N of chancel, c.1875; working drawings

for restoring & refitting nave, c.1876-c.1878 (18):

1 Survey drawing of fittings

Plan shewing present arrangement

Scale: $\frac{1}{8}$ in to 1ft

Insc: As above, *St Mary's Church Warmington* &

labelled

Pen & wash with cream & buff washes on tracing

paper (445 × 630)

2-4 Design for refitting nave & for vestry N of

chancel

2 Plan shewing proposed arrangement

Scale: $\frac{1}{8}$ in to 1ft

Insc: As above, *St Mary's Church Warmington*, labelled

& (stamp) *John Thompson* | No.43 | *Wood Street* |

Peterborough | 20 Aug 75

Pen & coloured washes on linen (315 × 495)

3 Plan, N & E elevation(s) & section looking E of proposed vestry
Scale: $\frac{1}{4}$ in to 1ft
Insc: (in pen) As above, *St Marys Church, Warmington* & labelled, with dimensions given
Pencil & coloured washes on tracing paper (385×520)

4 Elevation(s) & sections of nave seats
Scale: $\frac{1}{8}$ FS
Insc: As above & *St Mary's Church Warmington*
Pen with buff, blue & pink washes on tracing paper (445×630)

5-18 Working drawings for restoring & refitting nave
5 Plans, elevations & detail of various doorways: door to NW turret, door to roof. NW turret, 2 doorways in clerestory wall & door at bottom of rood stairs
Scale: 1in to 1ft, FS
Insc: As above, *Warmington Church* & labelled, with dimensions given & notes, (stamp) *John Thompson | No.43 | Wood Street | Peterborough | 7 Feb 76* & (printed label with dates added in pen & pencil) *This drawing to be returned | to the office | 43, Wood Street, Peterboro' | as soon as done with | Sent out Feby 16/76 Returned Oct 5/76*
Pen, buff & orange washes & pencil on tracing paper (550×555)

6 Elevation of E window of S aisle
Scale: 1in to 1ft
Insc: As above, *St Marys Church Warmington*, labelled & (stamp) *John Thompson | No.43 | Wood Street | Peterborough | 20 Jun 76*
Pen & buff wash on tracing paper (490×380)

7 Plan & elevation(s) of pulpit
Scale: 1in to 1ft
Insc: As above, *S. Mary Warmington*, labelled, with dimensions given & (stamp) *John Thompson | No.43 | Wood Street | Peterborough | 23 Jun 76*
Pencil with buff & blue-grey washes on tracing paper (435×360)

8 Elevation & details of S door
Scale: 1in to 1ft, FS
Insc: (in pen) As above, *St Marys Church Warmington* & labelled, with a note & (stamp) *John Thompson | No.43 | Wood Street | Peterborough | 24 Jun 76*
Pencil & brown wash on tracing paper (425×605)

9 Plan showing tiling around font & details of tiles
Scale: 1in to 1ft, $\frac{1}{8}$ FS
Insc: As above, *St Marys Church Warmington* & labelled, with notes & (stamp) *John Thompson | No.43 | Wood Street | Peterborough | 21 Aug 76*
Pen & coloured washes on tracing paper (325×485)

10 Tracing of part of plan shewing readjustment of seating in E part of nave
Scale: $\frac{1}{4}$ in to 1ft
Insc: As above, *St Marys Church Warmington*, labelled & (stamp) *John Thompson | No.43 | Wood Street | Peterborough | 26 Aug 76*
Pen, buff wash & pencil on tracing paper (310×280)

11 Plan, elevations & detail of door to rood screen
Scale: 1in to 1ft, FS
Insc: (in pen) As above, *Warmington Church* & labelled, with a note & (stamp) *John Thompson | No.43 | Wood Street | Peterborough | 28 Nov 76*
Pencil with buff & turquoise washes on tracing paper (360×420)

12 Plan & transverse section of 1 bay of S aisle roof & principal beam
Scale: 1in to 1ft
Insc: Verso (in pen & red pen) as above, *Warmington Church* & labelled, with dimensions given & notes & (stamp) *John Thompson | No.43 | Wood Street | Peterborough | 2 Dec 76*
Pencil, buff wash & red crayon on tracing paper (750×455)

13 Longitudinal & transverse sections & detail of intermediate beams for S aisle roof
Scale: $\frac{1}{2}$ in to 1ft, $\frac{1}{4}$ FS
Insc: As above, *St Mary's Church Warmington* & labelled, with a note
Pen & wash with buff wash on tracing paper (390×525)

14 E elevation, transverse section & details of gallery to W end of nave
Scale: $\frac{1}{2}$ in to 1ft, FS
Insc: (in pen) As above, *Warmington Church*, labelled, with dimensions given & (stamp) *John Thompson | No.43 | Wood Street | Peterborough | 4 Dec 76*
Pencil & buff wash on tracing paper (530×390)

15 W elevation of chancel screen, each half showing different treatment of top, & transverse section looking N, with section of top showing different treatment on a flier
Scale: $\frac{3}{4}$ in to 1ft
Insc: As above, *St Mary's Warmington* & (stamp) *John Thompson | No.43 | Wood Street | Peterborough | 5 Feb 77*
Pen on tracing paper (415×495, flier 160×50)

16 Plan & elevation(s) of lectern
Scale: $\frac{1}{8}$ FS
Insc: As above, *St Mary's Church Warmington* & (stamp) *John Thompson | No.43 | Wood Street | Peterborough | 6 Feb 77*
Pen with cream & brown washes on tracing paper (340×495)

17 Elevations of screens to N chapel
Scale: 1in to 1ft
Insc: As above, *S Mary's Church - Warmington* & labelled, with dimensions given & (stamp) *John Thompson | No.43 | Wood Street | Peterborough | 8 Mar 78*
Pen on tracing paper (650×435)

18 Plans, elevations & details of fragments of screens to N aisle
Scale: 1in to 1ft, $\frac{1}{4}$ FS, FS
Insc: As above, *St Mary's Church Warmington*, labelled, with dimensions given & a note, (stamp) *John Thompson | No.43 | Wood Street | Peterborough | 8 Mar 78* & (printed label with stamped number & date added in pen) *No.819 | This drawing to be returned | to the office | 43, Wood Street, Peterboro' | as soon as done with | Sent out July 10/78 Returned ...*
Pen & cream wash on tracing paper (395×780)

1-18 Prov: Thompson, 1974
MSS: Ledger I, pp.6, 57; Ledger II, p.26
Lit: *AAJR*, XIII, 1875-76, pp.lxxxii-lxxxiii; *Builder*, XXXIV, 1876, pp.1069-1070; *BN*, XXXI, 1876, p.429
The nave was restored to Scott's designs and the chancel to designs of Benjamin Ferrey 1875-76. The contractor was John Thompson of Peterborough, and woodwork was executed by Barnes, Dale & Clarke. The chancel screen and N aisle screens were restored at the expense of the Earl of Carysfort 1877-79. This work was carried out by Thompson.

[144] WATFORD (Herts): Church of St Mary
Design for restoration & refitting
Plan
Scale: $\frac{3}{16}$ in to 1ft
Insc: Labelled, with table of accomodation & (in pencil) *Watford l& labelled*
Pen & bue wash on tracing paper (575×785), upper right corner lost
Prov: G. G. Scott Jnr & J. O. Scott, 1975

[145] WEALD, SOUTH (Essex): Church of St Peter
Working drawing for screen in chancel
FS details
Insc: *South Weald Church | Screen for north side of chancel* & labelled, with dimensions given
s: *Sir Gilbert Scott. R.A. | Architect | 31 Spring Gardens*
Pencil with blue-grey & pink washes, 3 sheets pasted together, linen-backed (2135×895)
Prov: G. G. Scott Jnr & J. O. Scott, 1975
MSS: Ledger I, p.84
A screen was executed c.1877-78 at the expense of C. F. H. Tower of How Hatch, Brentwood.

WELLS (Som): Somerset Pauper Lunatic Asylum, now Wells Infirmary, Glastonbury Road
See Scott, George Gilbert Snr & Moffatt, William Bonython [15]

WESTWOOD (Warwicks): Church of St John the Baptist
See Scott, George Gilbert Snr & Moffatt, William Bonython [16]

[146] WHITTLESEY (Cams): Church of St Mary
Contract drawing, c.1861, & working drawings for refitting (11):
1 Contract drawing
Plan
Scale: $\frac{3}{16}$ in to 1ft
Insc: *Whittlesey Church | Plan of proposed refitting | No.1* & labelled, with table of accomodation & the wax seal & printed label of the ICBS & (against the seal) *18th March 1861 & W S Bennett | Chas Bennett*
s: *Geo Gilbert Scott. Archt | 20 Spring Gardens | London*
w/m: J. Whatman 1860
Pen & wash with buff & brown washes (570×785), upper right corner lost

2-11 Working drawings
2 Elevation, details &, inset, rough perspective of altar table
Scale: $\frac{1}{8}$ FS, FS
Insc: As above, *St Marys Church Whittlesey* & labelled, with dimensions given
Pen with buff, orange & pink washes on tracing paper (495×375), lower left & upper right corners lost

3 FS details of prayer desk
Insc: As above, *Whittlesey Church* & labelled
Pen & brown wash on tracing paper (555×760)

4 Elevations & details of W door
Scale: 1in to 1ft, FS
Insc: As above, *Whittlesey Church, No.4, The other doors to be of similar design* & labelled
s: *G. G. Scott. Archt | 20 Spring Gardens | London*
Pen & wash with brown wash on tracing paper, linen-backed (495×565)

5 Plan, elevation(s) & details of lectern
Scale: 1in to 1ft, FS
Insc: As above, *St Marys Whittlesey* & labelled
Pen & brown wash on tracing paper (490×675)

6 Plan, elevation & details of pulpit
Scale: 1in to 1ft, FS
Insc: As above, *Whittlesey Church* & labelled
Pencil & coloured washes on tracing paper (535×740)

7 FS details of pulpit

Insc: As above, *Whittlesey Church* & labelled
s: G. G. Scott. *Archit* | 20 Spring Gardens | London
Pencil & coloured washes (530×650)

8 Elevation(s), section, with a modification pasted to sheet, & details of vestry & organ screen

Scale: $\frac{1}{2}$ in to 1ft, FS
Insc: As above, *Whittlesey Church*, No.13 & labelled
Pen with brown, yellow & blue washes on tracing paper (485×740, modification 140×75, irregular)

9 Plan, elevation(s), section(s) & details of nave seats

Scale: $\frac{1}{8}$ FS, FS
Insc: As above, *Whittlesey Church*, No.2 & labelled, with dimensions given
s: RR
Pen with yellow, buff & pink washes on tracing paper (490×740)

10 FS details &, inset, rough perspectives of book standards for choir

Insc: As above, *Whittlesey Church* & labelled, with dimensions given
Pencil with pink & buff washes on tracing paper (570×500)

11 Elevation(s) & detail of altar stools

Scale: $\frac{1}{4}$ FS, FS
Insc: As above, *Whittlesey Church* & labelled, with dimensions given
Pencil with yellow & pink washes on tracing paper (305×250)

1-11 Prov: Thompson, 1974 (Nos.2-11); C. M. O. Scott, 1975 (No.1)

Lit: BN, VII, 1861, p.845; *Church Builder*, No.4, 1862, p.170; Pevsner, *Cambs*, 1970, p.482
The church was restored, enlarged and refitted to Scott's designs 1861-62.

[147] WINCHESTER (Hants): Cathedral church of the Holy Trinity & St Peter, St Paul & St Swithun

Design for choir screen; working drawing for sub-stalls (3):

1-2 Design for choir screen

1 Plan

Scale: $\frac{3}{8}$ in to 1ft
Insc: As above & *Winchester Cathedral* | Choir screen
s: Sir G. Gilbert Scott. R.A. | 31 Spring Gardens | London
Pen & wash with buff & cream washes (390×590)

2 W elevation

Scale: $\frac{3}{8}$ in to 1ft
Insc: *Winchester Cathedral* - west side of choir screen
Pen & wash (350×555)

3 Working drawing for sub-stalls

Elevation(s), section(s) & FS details of ends to sub-stalls
Scale: $\frac{1}{8}$ FS
Insc: As above, *Winchester Cathedral* & labelled, with notes
s: Sir G. Gilbert Scott R.A. | 31 Spring Gardens London
Pencil (510×680)

1-3 Prov: C. M. O. Scott, 1953 (No.2) & 1975 (Nos.1, 3)

MSS: Letter from Dean Bramston to Scott, d. 2 October 1877
Lit & reprd: *Architect*, XII, 1874, p.50; *British Architect*, I, 1874, p.190; BN, XXVII, 1874, pp.75, 752, 772 (Wilberforce monument illus.); *Builder*, XXXIII, 1875, pp.194, 416 (Wilberforce monument illus.); BN, XXVIII, 1875, p.250; XXX, 1876, pp.390-391; *Recollections*, p.352; CL, XXV, 1909, p.748 (No.2 reprd)
The choir screen, a memorial to Bishop Wilberforce and Dean Garnier, was executed by Farmer & Brindley 1874-75. Scott also designed the monument to Bishop Wilberforce in the the S transept. See also [156].

[148] WINTERTON (Lincs): Church of All Saints

Design for restoration, c.1869 (5):
1 N elevation

Pen & wash with orange & buff washes (425×605)
2 S elevation
w/m: J. Whatman 1869
Pen with orange & buff washes (420×610)

3 W & E elevation(s)

Pen & wash with orange & buff washes (430×610)

4 Longitudinal section looking S

Pen & wash with buff wash (415×605)

5 Transverse section(s) through transept & through chancel

w/m: J. Whatman 1869
Pen & wash with buff wash (425×610)

1-5 Scale: $\frac{1}{8}$ in to 1ft

Insc: As above, *Winterton Church* | Lincolnshire & (No.3) labelled

s: G. G. Scott R.A. | Architect

Prov: C. M. O. Scott, 1975

MSS: Ledger I, p.95

Lit: BN, XXII, 1872, pp.383-384

Scott's plans and specification were pirated - restoration was carried out, though not under his superintendence. The church was reopened 1 May 1872.

[149] WIRKSWORTH (Derbys): Church of St Mary

Design for restoration & refitting

Plan

Scale: $\frac{1}{8}$ in to 1ft

Insc: S . . . (blank) *Church Wirksworth* (sic) | Ground

plan & labelled

s: Geo Gilbert Scott | *Archit* | 31 Spring Gardens |

London | . . . (lost)

Pen & coloured washes (440×570), edges cut

Prov: Pres. on permanent loan by the Church

Commissioners, 1972

Lit: BN, XIV, 1867, p.448; *Builder*, XXIX, 1871, pp.292, 372; *Architect*, VII, 1872, p.51; *Builder*, XXX, 1872, p.451; BN, XXII, 1872, p.403; Pevsner, *Derbys*, 1953, p.246

Scott reported on the church around 1867. Work was begun in July 1870, and the church was reopened on Ascension Day 1872, although the restoration of the nave was still in progress. The contractor was G. W. Booth and the clerk of works Alfred Roome.

[150] WOODHAY, EAST (Hants): House

Design & working drawing for additions for J. F. Winterbottom (2):

1 Ground plan

Scale: $\frac{3}{8}$ in to 1ft

Insc: As above, No.1 | J. F. Winterbottom Esq | East

Woodway (sic) | Newbury | Berkshire & labelled, with

dimensions given

s: Geo Gilbert Scott | Architect | 20 Spring Gardens |

London

Pen with cream, pink & blue-grey washes on tracing paper, backed with cartridge & linen (640×755)

2 Plans, elevations & details of ground floor windows on SE elevation

Scale: 1in to 1ft, $\frac{1}{4}$ FS

Insc: As above, J. F. Winterbottom Esqre, No.4 &

labelled, with dimensions given

s: G. G. Scott. *Archit* | 20 Spring Gardens | London

Pen & coloured washes on tracing paper, backed with cartridge & linen (495×675)

1-2 Prov: G. G. Scott Jnr & J. O. Scott, 1975
See also [62].287, 288.

[151]-[158] Lecture diagrams, measured drawings & study drawings

[151] BERLIN (Germany): Parlamentsgebäudes
Lecture diagram after one of the drawings submitted by G. G. Scott Snr & J. O. Scott in the competition of 1871-72

Interior perspective of domed hall
Charcoal, linen-backed (2200×1200)

Prov: C. M. O. Scott, 1975

Lit & reprd: Sir G. Scott, *Lectures on the rise & development of mediaeval architecture delivered at the Royal Academy*, 1879, Vol.2, p.289 & pl.456

This was one of the drawings with which Scott illustrated the seventeenth of his RA lectures, the second of two on the subject of the dome. See also Scott, George Gilbert Snr & Scott, John Oldrid.

[152] GRANTHAM (Lincs): Church of St Wulfram

Lecture diagram, in 8 pieces which clip together, showing historical development of the plan of the church, c.1873

1 Plan of the semi-Norman church

Insc: As above & *Grantham Church* | Lincolnshire

w/m: J. Whatman 1873

Pen & wash, 2 sheets pasted together, linen-backed (865×1225)

2 Plan of (S) aisle added late in 13th century, for clipping on to No.1

w/m: J. Whatman 1873

Pen with brown & pink washes, 2 sheets pasted together, linen-backed (365×795, irregular)

3 Plan of (N) aisle added late in 13th cen., for clipping on to No.1

Pen with brown & blue washes, 2 sheets pasted together, linen-backed (370×870, irregular)

4 Plan of Lady Chappel (sic) added in 14th century, for clipping on to No.1

w/m: J. Whatman 1873

Pen & ochre wash, linen-backed (245×385)

5 Plan of Corpus Christi Chapel added late in 15th cent., for clipping on to No.1

Pen with blue & brown washes, linen-backed (375×385)

6 Plan of S porch of various dates, for clipping on to No.2

Pen & brown wash, linen-backed (140×125)

7 Plan of N porch 14th century, for clipping on to No.3

Pen with ochre & brown washes, linen-backed (185×160)

8 Plan of Halls Chapel 16th cent., for clipping on to No.5

Pen & blue wash, linen-backed (155×130)

1-8 Scale: $\frac{3}{16}$ in to 1ft

Insc: (in pencil, in G. G. Scott Snr's hand) As above & (No.2) labelled

Prov: C. M. O. Scott, 1975

Scott probably used this diagram when he delivered the paper printed under the title 'The Architectural history of St Wulfran's church, Grantham', *AASR*, XIII, 1875-76, pp.28-35. See also [49].

[153] HILLESDEN (Bucks): Church of All Saints

Measured drawings of a niche & the N porch, 1829, & the chancel screen (3):

1 Elevation of a niche

Scale: $\frac{3}{16}$ in to 1ft

Insc: (in pencil) *Nitch in Hillesden Church*

d: (in pencil) 1829

Pen, linen-backed (700×495)

Plan & details of N porch, with completion of fan vault roughly added to plan

Scale: 1in to 1ft, $\frac{1}{4}$ FS

Insc: Measurements given & (added) labelled & See *Pugin Specimens* | Vol 2 – *Hampton Court* d: 1829

Pen & wash with pencil added, cartridge-backed (670×435)

3 Elevation of chancel screen [Fig.3]

Scale: $\frac{3}{4}$ in to 1ft

Insc: *An oak screen in Hillesden Church Bucks. A.D. 1497 & Presented to the Architectural Society* | by Geo. G. Scott | Janry 20th 1835, with the stamp of the Architectural Society

Pen & wash & sepia wash (385×520)

1-3 Prov: Pres. by G. G. Scott Snr, 1835 (No.3); C. M. O. Scott, 1953 (Nos.1, 2)

Scott described the church in *Recollections*, pp.42-46.

A further drawing is in the Department of Manuscripts, British Library. See also [58].

[154] MILTON ABBAS (Dorset): Abbey church of St James the Greater, St Sampson, St Branswalader, St Mary the Blessed Virgin, St Michael & St Catherine of Alexandria

Tracings from ancient tiles, c.1865 (3):

1 Tracings from 21 tiles

Insc: *Tiles from Millton (sic) Abbas Dorset. 1865 & labelled; verso Milton Abbey* (615×760)

2 Tracings from 3 tiles

Insc: *Milton Abbey. Dorset & (partly in pen) labelled, with measurements given* (195×490), lower corners & parts of lower edge lost

3 Tracings from 3 tiles

Insc: *Abbey Millton (sic) | Dorset*

(190×380), left side lost, affecting tracing

1-3 Pencil on tracing paper

Prov: G. G. Scott Jnr & J. O. Scott, 1975

Restoration of the church to Scott's designs was begun in 1862 (BN, IX, 1862, p.185).

[155] ST ALBANS (Herts): Abbey (now cathedral) church of St Alban

Drawing showing archaeological discoveries, prepared for publication

Plan of choir, sanctuary & feretory

Scale: $\frac{1}{12}$ in to 1ft

Insc: *S. Albans Abbey Church & labelled, including The shaded foundations of the choir stalls are now 1 foot above the ground | the continued dotted lines shew the position (sic) of the foundations | which have been found & are now concealed under the ground*

Pen (445×555)

Prov: C. M. O. Scott, 1975

This drawing was prepared to illustrate O. W. Davys, 'The Choir of S. Alban's', *AASR*, XIII, 1875-76, pp.232-237 (reprd pl. opp. p.232). It was drawn by Arthur Baker (acknowledgement, p.233). See also [116].

[156] WINCHESTER (Hants): Cathedral church of the Holy Trinity & St Peter, St Paul & St Swithun

Measured drawing of stalls, c.1838

Plan(s), elevation, section(s) & details [Fig.19]

Scale: 1in to 1ft, FS

Insc: (partly in red pen) As above, *Stalling Winchester Cathedral & labelled, with measurements given*

w/m: 1838

Pen with sepia pen & wash, linen-backed (645×530)

Prov: C. M. O. Scott, 1953

See also [147].

[157] Perspective of a Corinthian pilaster capital [Fig.1]

Insc: Stamp of the *Architectural Society*, & (in pencil, on backing sheet) *Sketch for a pilaster capital* | George Gilbert Scott – 1835 & No.2

Pencil (220×185), backed with brown cartridge (330×260)

Prov: Pres. by G. G. Scott Snr, 1835

[158] Drawings of Greek orders &c, c.1826, 1827 & c.1829 (15):

1 Elevation showing Mr Maddox's method of describing the Ionic volute

Insc: (in pencil) As above, with scale

w/m: Smith & Allnutt 1826

Pen & red pen (420×465)

2 Elevation of Ionic capital & base from the Erechtheum at Athens

Insc: (in pencil) As above

d: (in pencil) 1827

Pen & wash (625×510), upper left corner lost, affecting elevation

3 Elevation of The Choragic Monument of Lysicrates, commonly called the Lantern of Demosthenes, at Athens [Fig.2]

Insc: As above

s&d: GS. 1827

Pencil (495×365)

4-15 Copies from J. Stuart & N. Revett, *The Antiquities of Athens*, Vols.1-3, 1762-94

4-6 Details of The Parthenon: copies from Vol.1, 1762, ch.I, pls.IX-XI

(460×350, 455×335, 455×340)

7-9 Details of The Temple on the Ilissus: copies from

Vol.2, 1789, ch.II, pls.X-XII

(460×350, 455×350, 455×350)

10-11 Details of The Choragic Monument of Lysicrates:

copies from Vol.2, 1789, ch.IV, pls.XXV, XXVI

(460×345, 460×350)

12-15 Details of the Temple of Theseus: copies from

Vol.3, 1794, ch.I, pls.IX-XII

w/m: J. Whatman 1829

(455×345)

4-15 Insc: As above & (partly in pencil on Nos.4,

7, 11) labelled, with measurements given

Pen & (except No.11) wash

1-15 Stapled together in the order Nos.4-6, 12-15,

7, 9, 8, 11, 10, 3, 1, 2 within contemporary paper

covers; the front cover insc. (in pen) *Greek Orders*

Prov: Pres. by H. S. Goodhart-Rendel, 1959 (acquired

by him from Mrs C. M. O. Scott in 1953)

[159] Sketchbooks

Sixty-seven sketchbooks, containing measured & topographical sketches of buildings, fittings, furniture &c in Great Britain & on the Continent, preliminary designs, notes, draft reports &c, 1826-77

Sketches are generally labelled & measurements are given

A small proportion of sketches & notes are dated

The medium is generally pencil; pen also occurs

The sketchbooks are of commercial manufacture;

they are in book form, except for eight which consist of loose sheets contained in pockets, and are bound in full leather (with or without metal clasps), half- or quarter-bound in leather with cloth boards or boards, or cloth-bound (105×120 smallest, 215×270 largest)

Prov: Acquisition apparently unrecorded; probably pres. by Mrs C. M. O. Scott, perhaps at the time of her presentation of drawings in 1953

Cataloguer's note

The sketchbooks are catalogued in the following order: firstly those containing dates are arranged in chronological order of these dates, and secondly those which contain no dates are arranged in apparent chronological order, with those to which it has not been possible to assign approximate dates at the end.

Scott himself inserted lists of contents into many of the sketchbooks catalogued below and numbered a large number of his sketchbooks for the purpose of compiling a MS index volume. This volume is now in the RIBA. When it was commenced is not clear; Scott appears to have added to it intermittently up to 1877 or 1878. The sixty-two numbered sketchbooks now in the RIBA comprise all the odd-numbered sketchbooks referred to in the index except those numbered 15, 31, 75 and 99. The following information is given at the head of the list of contents of each sketchbook: Scott's number, if any; a summary of the dates which occur, otherwise any date which can be suggested; and the watermark date, if any.

It has not been possible to establish the order in which each sketchbook was filled, i.e. to list the contents in chronological order. If a sketchbook is in book form, and if a list of contents is present, the contents are listed beginning at the end of the book at which the list is placed, proceeding to the further end; if no list of contents is present, the contents are listed beginning at the end of the book at which Scott appears to have first begun. If a sketchbook consists of loose sheets, and if a list of contents is present, the contents included in the list are listed in the order in which they appear in it, followed by unlisted contents, listed in a rational order; if no list of contents is present, the contents are listed in a rational order. All inscribed dates are given.

An attempt has been made to recognize and to distinguish survey sketches (generally including a plan or plans with measurements marked, and frequently accompanied by more or less extensive notes), preliminary designs &c. Where these occur, brief notes or cross-references may be appended (except where otherwise stated, a cross-reference is to be taken to refer to the corresponding entry in Scott, George Gilbert Snr [1]-[150]).

Scott stipulated in his will that, at his death, his sketchbooks should be divided equally between G. G. Scott Jnr and J. O. Scott. Those now in the RIBA clearly belonged to J. O. Scott and, in turn, C. M. O. Scott. Nine sketchbooks, formerly in the possession of G. G. Scott Jnr and Adrian Gilbert Scott, were sold at Sotheby's in 1972 and are now in a private collection in Lumberville, Pennsylvania. Fifteen note- and sketchbooks, formerly in the possession of J. O. Scott and J. T. Irvine, are now in the National Monuments Record of Scotland, Edinburgh (transferred from the Society of Antiquaries of Scotland, 1976).

1 Old No.61; 1826, 1827, 1828 (w/m: 1805)

This sketchbook will have been given to Scott by his uncle Samuel King; it contains the bookplate of Samuel & Elizabeth King
 LATIMER (Bucks): Latimers, 1826; & village, 1826; CHENIES (Bucks): Manor house, 1826; unidentified house, insc. *White End Bucks, 1826*;
 LATIMER (Bucks): Cottage; CHENIES (Bucks): Church of St Michael, 1826; FLAUNDEN (Herts): Old church, 1826; LATIMER (Bucks): Church of St Mary Magdalene, 1826; HILLESDEN (Bucks): Church of All Saints, 1826; RADCLIVE (Bucks): Church of St John the Evangelist, 1826; HILLESDEN (Bucks): Church of All Saints, 1826; TINGEWICK (Bucks): Church of St Mary Magdalene, 1826;
 MAIDS MORETON (Bucks): Church of St Edmund, 1826; STEWKLEY (Bucks): Church of St Michael & All Angels, August 1827; GAWCOTT (Bucks): Church of the Holy Trinity, Augt 1827 (this church was built to designs of Scott's father, the Rev. Thomas Scott, in 1827 - Pevsner, *Bucks*, 1960, p.138);
 LONDON: White Hart Inn, Bishopsgate, City, 1828; HILLESDEN (Bucks): Church of All Saints, Augt 1827; LONDON: Church of St Giles, Cripplegate, City; Church of St Mary & Archbishop's Palace, Lambeth, 1828; Winchester House, Southwark, 1828; & Church of All Saints, West Ham (Essex), Newham, 1828; LEIGHTON BUZZARD (Beds): Market cross, May 29th 1828; & Church of All Saints, May 29 1828; unidentified reredos (?), June 1828; CHETWODE (Bucks): Church of St Mary & St Nicholas, 1828; HILLESDEN (Bucks): Church of All Saints, 1828; MAIDS MORETON (Bucks): Church of St Edmund; RADCLIVE (Bucks): Manor house, 1828; CAMBRIDGE: King's College, distant view (insc. *made by my uncle King while at college*); & Jesus College, chapel (insc. *made by my uncle King while at college*)

2 Old No.7; 1830, 1831 (w/m: 1825)

KINGS LANGLEY (Herts): Friary, April 1831 (when Scott visited this site the foundations of the church were being excavated - *Architect*, XVIII, 1877, p.62; *Recollections*, pp.68-69); HILLESDEN (Bucks): Churchyard cross, 1830; GEDDINGTON (Northants): Eleanor Cross, June 1830; HARDINGSTONE (Northants): Eleanor Cross, June 1830; GEDDINGTON (Northants): Eleanor Cross, June 1830; CHETWODE (Bucks): *Arch near church, June 1830*; & Church of St Mary & St Nicholas, 1830; HILLESDEN (Bucks): Church of All Saints; MAIDS MORETON (Bucks): Church of St Edmund; WALTHAM CROSS (Herts): Eleanor Cross; KINGS LANGLEY (Herts): Friary, April 1831; CHENIES (Bucks): Manor house, April 1831; STREATLEY (Berks): Church of St Mary, June 1831; HILLESDEN (Bucks): Church of All Saints, 1831; LISCOMBE PARK (Bucks) (insc. *Copy*) - i.e. from an earlier drawing or print; MARSTON, NORTH (Bucks): Church of St Mary, May 1831; CLAYDON, MIDDLE (Bucks): Church of All Saints, May 1831 & June 1831; GORING (Oxon): Church of St Thomas of Canterbury, June 1831; READING (Berks): Abbey gatehouse; & Church of St Lawrence, June 1831; DORCHESTER (Oxon): Abbey church of St Peter & St Paul, June 1831; PETERBOROUGH: Cathedral church of St Peter & cloister, July 8th 1831; STAMFORD (Lincs): St Leonard's Priory, July 8th & 9th 1831; HOWDEN (Yorks): Church of St Peter, July 19th; HULL (Yorks): Church of St Mary the Virgin; YORK: St Mary's Abbey, July 22nd; GRANTHAM (Lincs): Church of St Wulfram, July 9th 1831; HOWDEN (Yorks): Church of St Peter, July 19th 1831; BEVERLEY (Yorks): Church of St Mary, Augt 1831; BRIDLINGTON (Yorks): Priory church of St Mary, July 24th 1831; BEVERLEY (Yorks): Minster church of St John the Evangelist, Augt 1831; SELBY (Yorks): Abbey church of St Mary & St German, July 20th 1831; YORK: St Mary's Abbey, July 22nd 1831; HULL (Yorks): Church of

the Most Holy & Undivided Trinity, Augt 1831; BEVERLEY (Yorks): Minster church of St John the Evangelist, Augt 1831

3 Old No.19; 1834, 1835, 1838, 1839, 1840 (w/m: 1832)

COVENTRY (Warwicks): Church of St Michael & All Angels, Oct. 1834; St Mary's Hall (the Guild Chair), Oct. 22 1834; Church of St John the Baptist; & Church of the Holy Trinity, 22 Oct. 1834; EWELME (Oxon): Church of St Mary the Virgin, 9 Decr 1834; COVENTRY (Warwicks): Ford's Hospital; KENILWORTH (Warwicks): Castle, Oct. 24th 1834; LONDON: Palace of Westminster, St Stephen's chapel & cloister, Jan. 14th 1835 (see *Recollections*, p.76); BRACKLEY (Northants): Church of St Peter, March 9th 1835; HALLINGBURY, LITTLE (Essex): Church of St Mary the Virgin; AYLESBURY (Bucks): Church of St Mary; THAXTED (Essex): Church of St John the Baptist; TILTY (Essex): Church of St Mary the Virgin; HARLOW (Essex): Chapel, Harlowbury; EMBERTON (Bucks): Church of All Saints (2 inserted leaves); MIDDLETON CHENEY (Northants): Church of All Saints, Sept. 4th 1835; CRESLOW (Bucks): Manor house; COLCHESTER (Essex): St John's Abbey, gateway; SHOTTESBROOKE (Berks): Church of St John the Baptist; SLEAFORD (Lincs): Church of St Denis, June 5th 1838 (insc. *"The happiest day in all the year (the day that I was married)"* !); BOSTON (Lincs): Guildhall; WHISTON (Northants): Church of St Mary the Virgin; STANWICK (Northants): Church of St Lawrence; KIRKSTALL (Yorks): Abbey, 1839; HECKINGTON (Lincs): Church of St Andrew, Feby 1840; SLEAFORD (Lincs): Church of St Denis; OXFORD: Church of St Mary Magdalene (preliminary design for new N aisle: Scott & Moffatt restored & enlarged this church in 1842 - Sherwood & Pevsner, *Oxon*, 1974, pp.293-294); NETLEY (Hants): Abbey, Augt 1840; WINCHESTER (Hants): St Cross Hospital, church; ROCHE ABBEY (Yorks): unidentified church

4 Old No.67; 1839

Transcript of a circular addressed to architects inviting designs for 2 churches to be built in Birmingham (Scott & Moffatt designed the church of St Mark the Evangelist, King Edward's Road, Birmingham, built 1840-41); BOSTON (Lincs): Old house; LOUGHBOROUGH (Leics): Workhouse, now Hastings House (memorandum concerning defects: this building was erected to designs of Scott & Moffatt in 1838 - Pevsner, *Leics*, 1960, p.178); unidentified house; LONDON: *Cbinnney piece of Petworth marble at the Chandos Arms Edgeware* (sic) (Middx); BARNET; TILTY (Essex): Church of St Mary the Virgin; RYE HOUSE (Herts): Gatehouse, Feby 27th 1839; STRIXTON (Northants): Church of St John; CANTERBURY (Kent): *Elizabethan gateway near St Augustine's Monastery*; WALL (Staffs): Church of St John the Evangelist (notes only: Scott & Moffatt invited tenders for this church in 1839 & it was consecrated in 1843 - Pevsner, *Staffs*, 1974, pp.291-292); SPRATTON (Northants): Church of St Andrew; STONE (Kent): Church of St Mary; WINDSOR (Berks): Castle, cloister adjoining St George's chapel; BIRMINGHAM: Aston Hall; BILLERICAY (Essex): Workhouse, now St Andrew's Hospital (plan of site: this building was erected to designs of Scott & Moffatt in 1840 - Pevsner, *Essex*, 1965, p.86); notes of day-to-day accounts &c for the period Jan'y 26 [1839] to April 6th [1839]

5 Old No.39; 1843

BURTON AGNES (Yorks): Church of St Martin (preliminary design for restoration: this church was restored in 1844 - *The Antiquarian & architectural year book for MDCCLXXIV*, 1845, p.361); DRIFFIELD, GREAT (Yorks): Church of All Saints; BEVERLEY (Yorks): Church of St Mary; INGOLDMELLS (Lincs): Church of St Peter & St Paul; ADDLETHORPE (Lincs): Church of St Nicholas; WINTHORPE (Lincs): Church of St Mary; CROFT (Lincs): Church of All Saints; HOGSTHORPE (Lincs): Church of St Mary; MUMBY (Lincs): Church of St Thomas of Canterbury; AUTHORPE (Lincs): Church of St Margaret (notes only); THEDDLETHORPE ALL SAINTS (Lincs): Church of All Saints; SALTLEETBY ALL SAINTS (Lincs): Church of All Saints; SKIDBROOKE (Lincs): Church of St Botolph; SOMERCOTES, SOUTH (Lincs): Church of St Peter; GRAINTHORPE (Lincs): Church of St Clement; MARSH CHAPEL (Lincs): Church of St Mary; HUMBERSTON (Lincs): Church of St Peter; TETNEY (Lincs): Church of St Peter & St Paul (notes only); HULL (Yorks): Church of the Most Holy & Undivided Trinity; BRANDESBURTON (Yorks): Church of St Mary; HUNMANBY (Yorks): Church of All Saints (survey: this church was restored in 1845 - Pevsner, *Yorks ER*, 1972, p.289); SIGGLESTHORNE (Yorks): Church of St Laurence (survey); WAKEFIELD (Yorks): Church, now cathedral church, of All Saints; LONDON: Westminster Abbey, collegiate church of St Peter; (?) BRIDLINGTON (Yorks): Priory church of St Mary; COLCHESTER (Essex): St John's Abbey, gatehouse; & Church of St Martin, Novr 1843; BURTON AGNES (Yorks): Church of St Martin

6 Old No.25; 1844, 1845 (w/m: 1843)

WEST CLIFFE (Kent): Church of St Peter; ST MARGARET AT CLIFFE (Kent): Church of St Margaret; LANGDON, WEST (Kent): Church (cope, now in the church of St Augustine, East Langdon, Kent); BARFRESTON (Kent): Church of St Nicholas; CALAIS (Pas-de-Calais, France): Church of Notre-Dame, June 24th 1844; Church of St-Pierre, June 24th 1844; Hôtel de Ville, June 24th 1844; Church of Notre-Dame, June 25th 1844; Hôtel de Ville, June 25th 1844; & church of Notre-Dame, June 25 1844; EDWINSTOWE (Notts): Church of St Mary, Jay 16 1845 (survey); SPRATTON (Northants): Church of St Andrew, April 4th 1845 (survey: this church was restored to Scott's designs 1846-47 - *The Fourth report of the Architectural Society of the Archdeaconry of Northampton*, Northampton 1847, p.20; *Ecclesiologist*, VIII, 1848, pp.118-120, 200); THEDDINGWORTH (Leics): Church of All Saints; COTTESBROOKE (Northants): Church of All Saints (survey); WENLOCK, MUCH (Salop): Wenlock Priory; BEAUMARIS (Anglesey): Castle, chapel; HARLECH (Merioneth): Castle; AUDLEY (Staffs): Church of St James (survey: the chapel was restored to Scott's designs in 1846 - *Ecclesiologist*, V, 1846, p.77); CHESTER: Cathedral church of Christ & the Blessed Virgin Mary; SHOREHAM, NEW (Sussex): Church of St Mary of the harbour; SHOREHAM, OLD (Sussex): Church of St Nicholas; MALTON, OLD (Yorks): Priory church of St Mary; KIRKHAM PRIORY (Yorks): view of Tryfan & Carnedd Llewelyn in the upper Llugwy valley (Caerns); unidentified church (preliminary design)

7 Old No.9; 1844, 1845

ST ALBANS (Herts): Drinking fountain (preliminary design, on 2 leaves removed from this sketchbook, fixed together & loosely inserted); MAINZ (Rheinland Pfalz, Germany): Church of St Stephen; & cathedral; FRANKFURT AM MAIN (Hessen, Germany): Cathedral; GÖTTINGEN (Hessen, Germany): Church of St James; MARBURG (Hessen, Germany): Church of St Elizabeth; HANNOVER (Niedersachsen, Germany): Church of St James & St George; BRUNSWICK (Niedersachsen, Germany): Cathedral; church of St Andrew; church of St Katherine; church of St Giles; church of St Martin; Alstadtrathaus; & fountain; MAGDEBURG (Sachsen-Anhalt, Germany): Cathedral, *Oct 8th 44*; LÜBECK (Schleswig-Holstein, Germany): Cathedral, *Oct 11th 1844*; church of St Mary; church of St Katherine; & cathedral, *May 5th 1845 & May 1845*; LÜNEBURG (Niedersachsen, Germany): Church of St Nicholas; chapel of the Hospital of the Holy Ghost; & church of St John; LÜNE (Niedersachsen, Germany): Monastery; & fountain; BRUNSWICK (Niedersachsen, Germany): Fountain; & unidentified church; unidentified church or chapel (preliminary designs); HAMBURG (Germany): Church of St Nicholas (preliminary designs: q.v.)

8 Old No.23; 1847

LLANDILO (Carms): Church of St Teilo; BRECON: Christ's College; & priory, now cathedral, church of St John the Evangelist; BRADFELD (Berks): Church of St Andrew; DOULTING (Som): Church of St Aldhelm, *Jay 7 1847* (survey); BATH (Som): Abbey church of St Peter & St Paul; UFFINGTON (Berks): Church of St Mary; LONDON: Barn, Hillingdon (Middx); house, West Drayton (Middx), Hillingdon; the barn, Harmondsworth (Middx), Hillingdon; church of St Mary, Harmondsworth, (Middx), Hillingdon; & church of St Martin, West Drayton (Middx), Hillingdon; TERLING (Essex): Church of All Saints (survey); LLANDILO (Carms): Church of St Teilo (including preliminary design for restoration; this church was restored to Scott's designs 1848-51)

9 Old No.27; 1847 (w/m: 1847)

OXFORD: Church of St Mary the Virgin; & Merton College; BRUNSWICK (Niedersachsen, Germany): Alstadtrathaus; & unidentified churches, 1847; MAGDEBURG (Sachsen-Anhalt, Germany): Cathedral; PRAGUE (Czechoslovakia): Rathaus; cathedral; synagogue; statue of St George; Brückenturm; cathedral; & Teyn church; MAGDEBURG (Sachsen-Anhalt, Germany): Cathedral; PIRNA (Sachsen-Anhalt, Germany): Unidentified church; DENTON (Lancs): Chapel; DUKINFELD (Cheshire): Dukinfeld Hall; OLNEY (Bucks): Church of St Peter & St Paul (survey); HARROLD (Beds): Church of St Peter or All Saints; CHELLINGTON (Beds): Church of St Nicholas; FELMERSHAM (Beds): Church of St Mary; BEDFORD: Church of St Paul; WING (Bucks): Church of All Saints, *Augt 16th 1847*; unidentified small railway station (preliminary designs); SWINDON (Wilts): Christ Church (plan of site: q.v.); unidentified church (preliminary designs)

10 Old No.47; 1849 (w/m: 1840)

Unidentified church (preliminary designs); KIDWELLY (Carms): Church of St Mary (survey); & castle; CHIPPENHAM (Wilts): Church of St Andrew; BRIDLINGTON (Yorks): Priory church of St Mary (survey: q.v.); LONDON: Westminster Abbey, cloister; unidentified font (preliminary designs); WORCESTER: Edgar Tower; & cathedral church of Christ & the Blessed Virgin Mary; unidentified church (preliminary designs); CAMBRIDGE: Church of St Michael; WALTHAM-ON-THE-WOLDS (Leics): Church of St Mary Magdalene, *Novr 27/49*; MELTON MOWBRAY (Leics): Church of St Mary; LEICESTER: Church of St Margaret; MELTON MOWBRAY (Leics): Church of St Mary; WALTHAM-ON-THE-WOLDS (Leics): Church of St Mary Magdalene; MELTON MOWBRAY (Leics): Church of St Mary; ELY (Cambs): Cathedral church of the Holy & Undivided Trinity (preliminary designs for organ case: q.v.)

11 Old No.83; 1851, 1852 (w/m: 1849)

PETERBOROUGH: Cathedral church of St Peter & buildings in precinct; ELY (Cambs): Cathedral church of the Holy & Undivided Trinity; BARNWELL (Northants): Church of St Andrew (survey: the chancel was restored to Scott's designs in 1851 – *Builder*, IX, 1851, p.501; *Ecclesiologist*, XII, 1851, p.299); LINCOLN: Cathedral church of the Blessed Virgin Mary; BOSTON (Lincs): Church of St Botolph; WAPPENHAM (Northants): Church of St Mary; STAFFORD: Church of St Mary; KNARESBOROUGH (Yorks): Castle; LEDBURY (Herefs): St Katherine's Hospital; EASTNOR (Herefs): Church of St John the Baptist, *Apr. 16th 1851*; ST ALBANS (Herts): Abbey, later cathedral, church of St Alban; LUTON (Beds): Church of St Mary; DUNSTABLE (Beds): Priory church of St Peter; MORETON PINNEY (Northants): Church of St Mary the Virgin; CANONS ASHBY (Northants): Church of St Mary; MITCHELDEAN (Glos): Church of St Michael & All Angels; SOUTHAM (Warwicks): Church of St James, *Feby 1852* (survey); GODSHILL (IOW): Church of All Saints or church of St Alban; FARNHAM (Surrey): Church of St Andrew (stained glass in E window, designed by A. W. Pugin); old house; & ironwork; HARTING (Sussex): Church of St Mary; MALVERN, GREAT (Worcs): Priory church of St Mary & St Michael & All Angels; unidentified house (survey); WESTON-ON-TRENT (Staffs): Church of St Andrew; unidentified font (preliminary designs); CARRINGTON: *House & church* (?); FLAXLEY (Glos): Church of St Mary the Virgin (preliminary designs: a new church erected to Scott's designs was consecrated in 1856 – *Builder*, XIV, 1856, p.528); *Mr Minton's house* (?) (survey)

12 Old No.17; 1851

PETWORTH (Sussex): Lamp standard (designed by Sir Charles Barry, 1851 – Nairn & Pevsner, *Sussex*, 1965, p.300); COWDRAY HOUSE (Sussex); WITLEY (Surrey): Church of All Saints, *Sept. 12th 1851*; GHENT (Oost-Vlaanderen, Belgium): Dominican church, *Oct. 1 1851*; & old buildings, including Maison de l'Étape, Quai aux Herbes; AACHEN (Nordrhein-Westfalen, Germany): Cathedral; COLOGNE (Nordrhein-Westfalen, Germany): Gürzenich; cathedral; & church of the Holy Apostles; VIENNA (Austria): Cathedral; VENICE (Veneto, Italy): Basilica of St Mark; Doge's Palace (sketches insc. *from Ferrey*, i.e. Scott's travelling companion Benjamin Ferrey – see *Recollections*, pp.157-163); basilica of St Mark (including sketches insc. *fr. Fy*); Doge's Palace; basilica of St Mark; Porta del Paradiso; Ca' d'Oro;

scraps from different houses; Ca' d'Oro; Palazzo Dandolo; Doge's Palace (including sketches insc. *fr. Fy*); basilica of St Mark; a brick gable; further scraps *fr. houses*; & Fondaco dei Turchi; PADUA (Veneto, Italy), *Octr-22*: a tomb; a well; old building; basilica of S Antonio (including sketches insc. *fr. Fy*); & Arena chapel; VICENZA (Veneto, Italy): Palazzo Da Schio; PADUA (Veneto, Italy): Arena chapel; VERONA (Veneto, Italy): Unidentified buildings; church of S Zeno; note about churches; & Palazzo del Comune; MANTUA (Lombardia, Italy), *Oct-24*: Palazzo Ducale; cathedral; Palazzo Ducale; & 2 unidentified church towers; MODENA (Emilia, Italy): Cathedral; street arcade in a small town between Mantua & Modena; BOLOGNA (Emilia, Italy): Church of S Petronio; MODENA (Emilia, Italy): Cathedral; FLORENCE (Toscana, Italy): Cathedral & baptistery (including sketches insc. *From Ferrey's book & Fr. Ferrey*); Loggia del Bigallo; Loggia della Signoria; cathedral (sketch insc. *Fr. Ferrey*); & church of Sta Croce; HARTING (Sussex): Church of St Mary (survey); WINDSOR (Berks): Castle, St George's chapel (sketches on an inserted leaf)

13 Old No.77; 1851, 1853, 1855

BURY ST EDMUNDS (Suffolk): Abbey, Great Gate; ST OSYTH (Essex): Priory; CAWSWORTH (Cheshire): Church of St James; TAMWORTH (Staffs): Church of St Editha; GRAYFORD (Kent): Church of St Paulinus, *Decr 6 1851* (survey); WELLOW (Notts): Church of St Swithin, *April 15th 1853* (survey); KNEESALL (Notts): Church of St Bartholomew; MAPLEBECK (Notts): Church of St Rade Gund (survey); CROMWELL (Notts): Church of St Giles, *April 16th* (survey); MUSKHAM, NORTH (Notts): Church of St Wilfrid (survey); HOLME (Notts): Church of St Giles (survey); WALKERINGHAM (Notts): Church of St Mary Magdalene, *April 18th* (survey); HARWORTH (Notts): Church of All Saints, *April 18* (survey); ELKESLEY (Notts): Church of St Giles, *April 19th*; GAMSTON (Notts): Church of St Peter (survey: this church was restored to Scott's designs in 1855 – Pevsner, *Notts*, 1951, p.72); MARKHAM, EAST (Notts): Church of St John the Baptist; MARKHAM CLINTON (Notts): Church of All Saints; MILTON (Notts): Mausoleum; EGMANTON (Notts): Church of St Mary (survey); MARKHAM, EAST (Notts): Church of St John the Baptist; DRAYTON, WEST (Notts): Church of St Paul, *Apr 21st* (survey); HAUGHTON (Notts): Ruined chapel; WALESBY (Notts): Church of St Edmund, King & Martyr (survey); BOTHAMALL (Notts): Church of St Peter (notes only); LONDON: Westminster Abbey, collegiate church of St Peter & stairs to library; BOXGROVE (Sussex): Priory church of St Mary & St Blaise; CHICHESTER (Sussex): Cathedral church of the Holy Trinity; NEWARK (Notts): Church of St Mary Magdalene; LEICESTER: Church of St John the Divine, Ashwell Street & South Albion Street (preliminary designs: this church was erected to Scott's designs 1853-54 – *Builder*, XI, 1853, p.279; XII, 1854, p.501); STOKE POGES (Bucks): Church of St Giles; WESTON-ON-TRENT (Staffs): Church of St Andrew (survey: the N aisle of this church is by Scott, 1860 – Pevsner, *Staffs*, 1974, p.304; see also *Troke, Walter Edmund* [5]); NORTHAMPTON: Church of St Sepulchre (preliminary designs for enlargement: q.v.); LONDON: Buildings in Broad Sanctuary, Westminster (preliminary designs: these buildings were erected to Scott's designs 1852-54 – *Builder*, X, 1852, p.222; XII, 1854, pp.114-115); SWINDON (Wilts): Christ Church, *Decr 11 55* (list of faults to be corrected: q.v.); LONDON: Buildings in Broad Sanctuary, Westminster (preliminary designs)

14 Old No.73; 1852, 1854, 1855

OUNDLE (Northants): Church of St Peter (notes only); BARNWELL (Northants): Church of St Andrew; & castle (?); ALDWINKLE (Northants): Church of All Saints; & church of St Peter; WORKSOP (Notts): Priory church of St Mary & St Cuthbert; & priory gatehouse; SELBY (Yorks): Abbey church of St Mary & St German; GAWSWORTH (Cheshire): Church of St James, *August 20th-21st* (notes only); NORTHAMPTON: Church of St Peter; BRIXWORTH (Northants): Church of All Saints; DIDCOT (Berks): Church of All Saints, *Jan 30/54* (survey; see also *Eden, Francis Charles*); (?) BRATTON (Wils): Church of St James the Greater; SHOREHAM (Kent): Church of St Peter & St Paul (survey); DIDCOT (Berks): Church of All Saints, *Nov 8th 1854* (in another hand); CATTISTOCK (Dorset): Church of St Peter & St Paul, *Feb 17-1855* (survey: this church was restored to Scott's designs 1855-58 - *Builder*, XVI, 1858, p.46; see also *Scott, George Gilbert Jnr* [15]); unidentified church (preliminary designs); DONCASTER (Yorks): Church of St George (preliminary designs for foundations: q.v.); *Mr Boughton Leigh's house* (?) (block plans); LLANDEBIE (Carms): Church of St Tybie (survey); CHERITON (Pemb): Church of St James & St Elidyr; unidentified church (preliminary designs); MOLD (Flints): Church of St Mary, *July 29/52* (survey: this church was altered & enlarged to Scott's designs c.1854-1856 - *Builder*, XIV, 1856, p.356; *Ecclesiologist*, XX, 1859, pp.356-357); TREFNANT (Denbighs): Church of the Holy Trinity (including plan of site: this church was erected to Scott's designs & consecrated in 1855 - *Builder*, XIII, 1855, p.417; see also *Scott, Giles Gilbert* [160]); GULDEN MORDEN (Cambs): Church of St Mary, *Apr 27/52*; unidentified church (preliminary designs); TAMWORTH (Staffs): Church of St Editha

15 Old No.79; 1852 (w/m: 1840)

CANTERBURY (Kent): Church of *St Thomas* (sic); unidentified house & grounds (survey); unidentified church (preliminary designs); CIRENCESTER (Glos): Church of St John the Baptist; NEWARK (Notts): Church of St Mary Magdalene; COMPTON WYNATTS (Warwicks): Church; & house (survey); LONDON: Albert memorial, Hyde Park (preliminary designs: q.v.); unidentified secular building (preliminary design); CAMBRIDGE: St John's College; NORTHAMPTON: St John's Hospital, now RC church of St John the Baptist, *Jun 2 1852*; some pieces of woodwork in the possession of Mr Powell of Cirencester; CIRENCESTER (Glos): *Old house*; SIDDINGTON (Glos): Church of St Peter; ST MARY CRAY (Kent): Church of St Mary; LULLINGSTONE (Kent): Castle; KNOLE (Kent); BRASTED (Kent): Church of St Martin; & old house; REIGATE (Surrey): Church of St Mary Magdalene; LEATHERHEAD (Surrey): Church of St Mary & St Nicholas; COVENTRY (Warwicks): Church of St Michael & All Angels; LONDON: Westminster Abbey, cloister; CANTERBURY (Kent): Cathedral cloister; & St Augustine's Abbey, Great Gate; WARRINGTON (Lancs): Church of St Elphin (including stained glass in E window, designed by A. W. Pugin); BARTHOMLEY (Cheshire): Church of St Bertoline (survey); SELBY (Yorks): Abbey church of St Mary & St German; OXFORD: Church of St Mary the Virgin; FOREST HILL (Oxon): Church of St Nicholas (survey: this church was restored, enlarged & refitted

to Scott's designs in 1852 - *Ecclesiologist*, XV, 1854, pp.147-148; *VCH: Oxon*, Vol.5, 1957, p.133); MILTON, GREAT (Oxon): Church of St Mary the Virgin; HASELEY, GREAT (Oxon): Church of St Peter; MILTON, GREAT (Oxon): Manor house, gateway; THAME (Oxon): Church of St Mary the Virgin; STONE (Bucks): Church of St John the Baptist; AYLESBURY (Bucks): Church of St Mary; PETERBOROUGH: Cathedral church of St Peter & buildings in precinct; HIGHAM FERRERS (Northants): Archbishop Chichele's bede house; & Archbishop Chichele's college; FINEDON (Northants): Church of St Mary the Virgin; IRTHLINGBOROUGH (Northants): Church of St Peter

16 Old No.53; 1852 (w/m: 1852)

LINCOLN: Cathedral church of the Blessed Virgin Mary & cloister; WINGFIELD, SOUTH (Derbys): Manor house, *Oct 30/52*; BRUSSELS (Brabant, Belgium): Hôtel de Ville; church of Ste-Gudule; Hôtel Ravenstein; & Maison du Roi; AACHEN (Nordrhein-Westfalen, Germany): *Modern oriel*; Marschierort; *houe tier*; Grashaus; & cathedral; COLOGNE (Nordrhein-Westfalen, Germany): Minorite church; & cathedral (against a sketch of a pinnacle of the choir is insc. *I think it was these pinnacles wh M. Zwirner told me were originally open like those at Beauvais*); GHENT (Oost-Vlaanderen, Belgium): Béguinage, church; MILTON ABBAS (Dorset): Abbey church of St James the Greater, St Sampson, St Branswalader, St Mary the Blessed Virgin, St Michael & St Catherine of Alexandria; CASTLE ASHBY (Northants): Church of St Mary Magdalene (survey: q.v.); LONDON: Westminster Abbey, collegiate church of St Peter; LITTLEPORT (Cambs): Church of St George; CIRENCESTER (Glos): Church of St John the Baptist; BIBURY (Glos): Church of St Mary (survey: this church was restored to Scott's designs in 1863 - Verey, *Glos: Cotswolds*, 1970, p.109); WESTBURY-ON-SEVERN (Glos): Church of St Peter & St Paul; GLOUCESTER: *Doorway... near the cathedral*; LITTLEPORT (Cambs): Church of St George; ELY (Cambs): Cathedral church of the Holy & Undivided Trinity; FILLINGHAM (Lincs): Rectory; & church of St Andrew (survey); BUCKLAND: Church (?) (preliminary design for reredos); WOOLLAND (Dorset): Church (survey & preliminary design for alterations: this church was altered to Scott's designs 1855-57 - BN, III, 1857, p.314; *CEAJ*, XX, 1857, pp.97-98); unidentified churches & reredos (preliminary designs)

17 Old No.1; 1853, 1854 (w/m: 1852)

BEVERLEY (Yorks): Minster church of St John the Evangelist; YORK: Chapel of St Leonard's Hospital; St William's College; cathedral church of St Peter; St Mary's Abbey; & cathedral church of St Peter; BRIDLINGTON (Yorks): Priory church of St Mary; BEVERLEY (Yorks): Minster church of St John the Evangelist; & church of St Mary; HOWDEN (Yorks): Church of St Peter, *May 23/53*; HATFIELD (Yorks): Church of St Lawrence; NEWARK (Notts): Church of St Mary Magdalene; PETERBOROUGH: Cathedral church of St Peter; ELY (Cambs): Cathedral church of the Holy & Undivided Trinity; YORK: St Mary's Abbey; & cathedral church of St Peter & chapter house, *Apr. 6. 1854*; DONCASTER (Yorks): Church of St George (sketches taken immediately after the fire of 28 February 1853 & preliminary designs for rebuilding: q.v.)

18 Old No.37; Scott has insc. the date *Decr 1853*

after his name & address inside the front cover LONDON: Church of St Mary, Wimbledon (Surrey) (survey, in another hand: the chance of this church was restored to Scott's designs in 1860 - Nairn & Pevsner, *Surrey*, 1971, p.522); & Harrow School, chapel, Harrow (Middx) (survey, in another hand: q.v.); draft periodical article on the subject of the 'Gothic Renaissance' (it would appear that Scott did not intend to publish this under his own name, since he has mentioned himself in the third person in the final part, which is phrased as if to preface an exposition of his views in the next number of the periodical: the particular stage in the controversy over the Government offices which is referred to in the draft could be taken to indicate a date of c.1860: no article has been found with which the draft may be linked, but it may be noted that in *Recollections*, p.225, Scott mentions that he delivered a lecture entitled 'The Gothic Renaissance' at Leeds in 1863)

19 Old No.55; 1855

DONCASTER (Yorks): Church of St George (preliminary design for rebuilding: q.v.); PARIS (France): Palais des Beaux-Arts (sketches of & notes on various exhibits in the Exposition Universelle, 1855); PADERBORN (Nordrhein-Westfalen, Germany): Cathedral, *Oct 23. 55*; SOEST (Nordrhein-Westfalen, Germany): Church of St Patrokus; old house; & church of St Peter, *October 23/55*; BEAUVAIS (Oise, France): Church of St-Etienne, *Oct 20-55*; old house in rue Philippe-de-Beaumanoir; bishop's palace, now Palais de Justice; old house; Basse-Oeuvre; cathedral (against a sketch of a pinnacle is insc. *The pinnacles at Cologne were originally like this but have been renewed in a solid form. G.G.S. For this I have the authority of Mr Zwirner GGS He told me he altered them because he considered them too weak. GGS*); old house or houses; & cathedral, *Oct 20. 55*; PARIS (France): Church of St-Germain-des-Prés, *Oct 19*; Hôtel de Cluny; & priory church of St-Martin-des-Champs, now Conservatoire National des Arts et Métiers, *Oct 19*; ROUEN (Seine-Maritime, France): Old house, *Oct-18*; unidentified church; old house or houses; & cathedral, *Oct. 18-55*; MANTES (Seine-et-Oise, France): Collegiate church, *Oct 17*; PARIS (France): Church of St-Séverin, *Oct. 16*; cathedral church of Notre-Dame, *Oct 15-55*; Sainte-Chapelle; cathedral church of Notre-Dame, *Oct-15-55*; & refectory of the priory of St-Martin-des-Champs, now Conservatoire National des Arts et Métiers, *Oct 13-55 & 13. Oct. 1855*, including a sketch on an inserted leaf, signed with monogram JOS (? - i.e. John Oldrid Scott); SHIFNAL (Salop): Church of St Andrew; TONG (Salop): Church of St Bartholomew; SHIFNAL (Salop): Church of St Andrew; GLASTONBURY (Som): Church of St John the Baptist, *Feb 26: 1855* (survey: restoration of the church was contemplated in 1856, when a new font & pulpit were executed to Scott's designs - *Builder*, XIV, 1856, p.217)

20 Old No.35; 1855

DORKING (Surrey): Pippbrook House (preliminary designs for alterations & additions: q.v.); sketches of various types of foliage; LONDON: Government offices (preliminary designs: q.v.); MANCHESTER: Free Trade Hall, Peter Street; design showing 1 bay of a classical building (based on the design of the Free Trade Hall, Manchester); HALIFAX (Yorks): Town Hall (preliminary designs: Scott published a design for this building in 1857 but it was not executed - BN, III, 1857, pp.1122-1123; see also Barry, Sir Charles); unidentified house (preliminary designs for ceiling decoration); CLAPHAM: Church (?) (sketches of painted decoration in an arcade spandrel); ELSTOW (Beds): Abbey church of St Mary & St Helen; READING (Berks): Church of St Mary the Virgin; ST MELLONS (Glam): Church (survey); HEMINGTON (Som): Church of the Blessed Virgin Mary, Oct 2/55 (survey: this church was restored to Scott's designs in 1857 - *Builder*, XVI, 1858, p.79); CHEDDLETON (Staffs): Church of St Edward the Confessor (survey: see also Scott, George Gilbert Jnr [16]; Horsley, Gerald Callcott [6]); GRANTHAM (Lincs): Church of St Wulfram

21 Old No.3; 1856 (loose sheets)

KENTFORD (Suffolk): Church of St Mary, June 12 1856 (survey); BARTON, GREAT (Suffolk): Church of the Holy Innocents; GAZELEY (Suffolk): Church of All Saints (survey: this church was restored to Scott's designs in 1858 - *CEAJ*, XXI, 1858, p.101); unidentified warehouse; LONDON: Church of St Matthias, Richmond Hill (Surrey) (preliminary designs: this church was erected to Scott's designs & consecrated in 1858 - *Builder*, XVI, 1858, pp.534-535; *CEAJ*, XXI, 1858, p.256); (?) LONDON: Church of St Michael, Cornhill, City (preliminary designs for N porch: this was erected to designs of Scott & W. A. Mason, 1856-57 - *CEAJ*, XIX, 1856, p.361 & pl. opp.; *Builder*, XV, 1857, pp.174-175); circular/octagonal chapel with projecting apse (preliminary designs); domestic (?) door & doorcase (preliminary design); sketches of various types of foliage

22 Old No.87; 1857, 1858 (w/m: 1848)

LEE PRIORY (Kent) (survey, partly in another hand: this house was remodelled to Scott's designs in 1861 - M. Girouard, *The Victorian country house*, Oxford 1971, p.200); HAWARDEN (Flints): Church of St Deiniol, June 10th 58 (notes only, in another hand); NANTWICH (Cheshire): Church of St Mary, March 4th 1858 (in another hand); HAWARDEN (Flints): Church of St Deiniol, March 3rd 58 (in another hand); WINCHESTER (Hants): Cathedral church of the Holy Trinity & St Peter, St Paul & St Swithun; & St Cross Hospital, church; HAWARDEN (Flints): Church of St Deiniol, Novr 10-11 1857 (survey: this church was rebuilt to Scott's designs 1858-59 - *Ecclesiologist*, XIX, 1858, p.132; *CEAJ*, XXII, 1859, pp.249-250; see also Scott, Giles Gilbert [47]; Goodhart-Rendel, Harry Stuart [77])

23 Old No.81; 1858

Unidentified country house (?) (preliminary designs); LONDON: Albert memorial, Hyde Park (draft explanatory text for submission with designs for memorial & 'hall for scientific objects', & schedule of sizes for drawings: q.v.); unidentified pulpit (preliminary designs); BOURN (Cams): Church of St Helen & St Mary; unidentified church (preliminary design); MELBOURNE (Derbys): Church of St Michael & St Mary (notes only); unidentified church (preliminary designs for alterations & additions); BRECON: Priory, now cathedral, church of St John the Evangelist, Novr 11/58; WALTON (Bucks): Church of St Michael (survey); HUNTINGDON: Church of St Mary; GODMANCHESTER (Hunts): Church of St Mary the Virgin; SOUTHWELL (Notts): Collegiate, now cathedral & collegiate, church of the Blessed Virgin Mary; (?) LICHFIELD (Staffs): Cathedral church of the Blessed Virgin Mary & St Chad

24 Old No.5; 1859

LONDON: Government offices (preliminary designs, including a sketch on an inserted piece of tracing paper: q.v.); WORCESTER: Cathedral church of Christ & the Blessed Virgin Mary; LONDON: Government offices (preliminary designs: q.v.); EASTNOR (Herefs): Castle, Jay 7th-1859 (survey of & preliminary design for alterations to great hall); LONDON: Government offices (sketches after the competition designs submitted by Street, Deane & Woodward, Banks & Barry, & Coe & Hofland: q.v.); WORCESTER: Cathedral church of Christ & the Blessed Virgin Mary

25 Old No.101; 1861, 1862, 1868

LONDON: Government offices (preliminary designs: q.v.); unidentified altar table (preliminary designs); FAVERSHAM (Kent): *Plaster ornament on a house; bases of Irish crosses*; LEEDS (Yorks): Beckett's Bank, Park Row (preliminary designs: this building was erected to Scott's designs 1863-67 - *Builder*, XXV, 1867, p.449; BN, XIV, 1867, p.399; Eastlake, appendix, No.255); EVERSALT (Beds): Church of St John the Baptist, July 8. 1862; WINDSOR (Berks): Castle, St George's chapel, May 8. 68; FAVERSHAM (Kent): Church of St Mary of Charity (preliminary designs for reredos: q.v.); ST DAVID'S (Pemb): Cathedral church of St David (preliminary designs for shoring tower: q.v.); DOVER (Kent): Church of St Mary-in-Castro; & castle, chapels; RIPON (Yorks): Cathedral church of St Peter & St Wilfrid, March 13-61; CHICHESTER (Sussex): Cathedral church of the Holy Trinity, March 6th 1861 (including draft report, survey notes & historical notes concerning the fall of the crossing tower: see Scott, George Gilbert Snr & Slater, William)

26 Old No.95; 1861 (loose sheets)

ISLE OF PURBECK (Dorset) (geological diagram); CORFE CASTLE (Dorset): Castle; ST DAVID'S (Pemb): Cathedral church of St David; BRECON: Priory, now cathedral, church of St John the Evangelist, Sept 24. 5 1861 (note, with sketches, on the architectural history of the south chapels, accompanied by a fair copy of the same, in another hand & on different paper: q.v.); CHICHESTER (Sussex): Cathedral church of the Holy Trinity (photographs)

27 Old No.89; 1862

LONDON: Albert memorial, Hyde Park (preliminary designs for the memorial: q.v.); unidentified pulpit (preliminary design); LONDON: Albert memorial, Hyde Park (preliminary design for the 'hall for scientific objects': q.v.); SHERE (Surrey): Church of St James, Aug 16/62; LONDON: Church of St Olave, Hart Street, City, Aug 16-62; MIDDLETON CHENEY (Northants): Church of All Saints, Aug 28th 1862; NANTWICH (Cheshire): Church of St Mary; ISTANBUL (Turkey): Church of Aghia Sophia; church of Aghia Irene; & church of Aghia Sophia; HEREFORD: Cathedral church of the Blessed Virgin Mary & St Ethelbert; LICHFIELD (Staffs): Cathedral church of the Blessed Virgin Mary & St Chad; bellcote of an unidentified church (preliminary design); LONDON: Albert memorial, Hyde Park (preliminary design for the 'hall for scientific objects': q.v.); LICHFIELD (Staffs): Cathedral church of the Blessed Virgin Mary & St Chad; GHENT (Oost-Vlaanderen, Belgium): Hospice des Vieillards; LEEDS (Yorks): Infirmary (preliminary designs: Scott designed this building in 1863 & it was erected 1864-67 - *Builder*, XXII, 1864, pp. 115-117, 151-153; BN, XIV, 1867, pp.457, 461; Eastlake, appendix, No.240); PARIS (France): Les Halles; & Hôpital de Lariboisière; (?) LONDON: Government offices (preliminary designs for ceiling decoration: q.v.)

28 Old No.85; 1864 (loose sheets)

BERKELEY (Glos): Church of St Mary the Virgin, March 17-1864; & castle, March 17/64; PERSHORE (Worcs): Abbey church of the Holy Cross; SALISBURY (Wilts): Cathedral church of the Blessed Virgin Mary, Apr 5th 1864; LONDON: South Kensington Museum (lead water-spout); HEREFORD: Blackfriars' preaching cross; & 'Lady's Arbour' cross in cathedral precinct (sketches from old prints); unidentified fountain (preliminary designs)

29 Old No.97; 1865

HAMBURG (Germany): *Railing of an old bridge (now destroyed) ... from an old notebook* (sketches on an inserted leaf); WISBOROUGH GREEN (Sussex): Church of St Peter ad Vincula (including a sketch in John Oldrid Scott's hand on an inserted leaf); PETWORTH (Sussex): *Old hospital*; UP WALTHAM (Sussex): Church of St Mary the Virgin; CHICHESTER (Sussex): Cathedral church of the Holy Trinity, Aug 29/65; HAYLING, SOUTH (Hants): Church of St Mary; HAYLING, NORTH (Hants): Church of St Peter; HAYLING, SOUTH (Hants): Church of St Mary; WINCHESTER (Hants): College, hall; & cathedral church of the Holy Trinity & St Peter, St Paul & St Swithun; WARBLINGTON (Hants): Church of St Thomas à Becket; ICKLESHAM (Sussex): Church of St Nicholas (including a note on the architectural history of the church); ALFORD (Lincs): Church of St Wilfrid; WOULDHAM (Kent): Church of All Saints (survey); GRANTHAM (Lincs): King's School; & church of St Wulfram; PETERBOROUGH: Cathedral church of St Peter & cloister; ROCHESTER (Kent): Cathedral church of Christ & the Blessed Virgin Mary (including inserted chromolithograph of wall painting in choir); NORWICH (Norfolk): Cathedral cloister & outer parlour, now song school; FLIXTON, nr Bungay (Suffolk): Flixton Hall (site plan showing levels); LONDON: St Pancras station & Midland Grand Hotel (preliminary designs: q.v.); unidentified church (preliminary designs); LONDON: St Pancras station & Midland Grand Hotel (preliminary design: q.v.); unidentified church (preliminary designs); LONDON: St Pancras station & Midland Grand Hotel (preliminary design: q.v.); PETERBOROUGH: Cathedral church of St Peter; LONDON: St Pancras station & Midland Grand Hotel (preliminary designs: q.v.)

30 Old No.129; 1866, 1867

GRANTHAM (Lincs): Church of St Wulfram;
LONDON: Lincoln's Inn (preliminary designs for
new chambers: q.v.); LICHFIELD (Staffs): Cathedral
church of the Blessed Virgin Mary & St Chad;
CROXTON KERRIAL (Leics): Church of St John the
Baptist (notes only); PRESTON (Lancs): Town Hall;
ABERDEEN: Cathedral church of St Machar, *May*
27th 1867 (including draft report: Scott submitted a
report in 1867 & the church was restored to his
designs c.1869-71 - *Builder*, XXV, 1867, p.488;
XXIX, 1871, p.692); ELY (Cambs): Cathedral church
of the Holy & Undivided Trinity; IGHAM (Kent):
Old house; & church of St Peter; LEYBOURNE
(Kent): Church of St Peter & St Paul; SMEETH
(Kent): Church of St Mary (notes only, chiefly on
Scott family monuments); BRABOURNE (Kent):
Church of St Mary the Blessed Virgin, *Decr 15/66*
(including notes on Scott family monuments);
LONDON: Royal Courts of Justice (preliminary
designs: q.v.); LIVERPOOL: *Courts*; LONDON:
Royal Courts of Justice (preliminary designs & notes:
q.v.); MANCHESTER: Assize Courts, *May 17th*
1866; LONDON: Royal Courts of Justice (preliminary
designs: q.v.)

31 Old No.105; 1867

ROCHESTER (Kent): Cathedral church of Christ
& the Blessed Virgin Mary (including notes on the
state of the building: q.v.); NORWICH (Norfolk):
Cathedral church of the Holy & Undivided Trinity
(?) (preliminary designs for a canopied tomb with an
effigy); DUNBLANE (Perths): Cathedral church of
St Mary, *May 28. 67*; unidentified gatehouse
(preliminary design); CHRISTCHURCH (Hants):
Priory church of the Holy Trinity; castle; priory
church of the Holy Trinity, *Novr 16 1867* (note on the
architectural history of the church); & castle (note
only); BEAULIEU (Hants): Abbey; ARKSEY (Yorks):
Church of All Saints, *August 20. 1867* (chiefly notes);
HOUGHTON CONQUEST (Beds): Church of All
Saints, *Aug 19. 1867* (chiefly notes); CHESHAM
(Bucks): Church of St Mary, *Aug 16-1867*
(chiefly notes); GLOUCESTER: Cathedral church of
the Holy & Undivided Trinity; ST DAVID'S
(Pemb): Cathedral church of St David (including
survey of structures E of S transept: q.v.); LONDON:
Royal Courts of Justice (preliminary designs: q.v.)

32 Old No.103; 1868, 1869, 1870

LICHFIELD (Staffs): Cathedral church of the Blessed
Virgin Mary & St Chad; CLAYDON, MIDDLE
(Bucks): Church of All Saints (including draft
report: q.v.); CHESTER: Cathedral church of Christ
& the Blessed Virgin Mary, *June 7th 1870, May*
22. 1868 & Mar 10 69 (including sketches in John
Oldrid Scott's hand after an etching by G. Cuitt
& watercolours by J. Espin); BILTON AINSTY
(Yorks): Church of St Helen; LICHFIELD (Staffs):
Cathedral church of the Blessed Virgin Mary & St
Chad

33 Old No.109; 1868

CRADLEY (Herefs): Church of St James, Apostle
& Martyr; AYLESFORD (Kent): Bridge; & church
of St Peter; old house in the neighbourhood of
Aylesford; HALLING (Kent): Old chimney; &
bishop's palace; MALLING, WEST (Kent): Malling
Abbey; old house near Ightham (Kent); MALLING,
WEST (Kent): Malling Abbey; & church of St Mary
the Virgin; WROTHAM (Kent): Wrotham Place;
PECKHAM, EAST (Kent): Roydon Hall; & church
of St Michael; WROTHAM (Kent): Wrotham Place;
WESTERHAM (Kent): Church of St Mary;
BLECHINGLEY (Surrey): Church of St Mary the
Virgin; NEWARK (Notts): Church of St Mary
Magdalene; EASBY (Yorks): Abbey; RIPON
(Yorks): Cathedral church of St Peter & St
Wilfrid, *Novr 14/68*; CRADLEY (Herefs): Church of
St James, Apostle & Martyr; HEREFORD:
Cathedral church of the Blessed Virgin Mary & St
Ethelbert; GLASGOW: Cathedral church of St Mungo;
NEWCASTLE UPON TYNE (Northumberland):
Church, now cathedral church, of St Nicholas;
TYNEMOUTH (Northumberland): Priory; CHESHAM
(Bucks): Old chimney; & church of St Mary;
HILLESDEN (Bucks): Vicarage (site plans &
preliminary designs); & church of All Saints
(Denton monument); NEWARK (Notts): Church of St
Mary Magdalene; HEREFORD: Cathedral church of
the Blessed Virgin Mary & St Ethelbert (Denton
monument); HILLESDEN (Bucks): Church of All
Saints (Denton monument); WROTHAM (Kent):
Church of St George

34 Old No.107; 1868

ARKSEY (Yorks): Church of All Saints; BANGOR
(Caerns): Cathedral church of St Deiniol, *Decr 30-1868*
(partly in another hand); LONDON: Church of
St Martin, Ruislip (Middx), Hillingdon; BURY
ST EDMUNDS (Suffolk): *Abbey wall; abbey bridge*;
church, now cathedral church, of St James (preliminary
design for font: this was executed in 1870 - Pevsner,
Suffolk, 1974, p.142); old house; & church, now
cathedral church, of St James; BANGOR (Caerns):
Cathedral church of St Deiniol (in another hand);
TEWKESBURY (Glos): Abbey church of St Mary
the Virgin; WELLS (Som): Cathedral church of
St Andrew; ARKSEY (Yorks): Church of All Saints;
BRIDLINGTON (Yorks): Priory church of St Mary;
NEWARK (Notts): Church of St Mary Magdalene;
GRANTHAM (Lincs): Church of St Wulfram

35 Old No.119; 1870, 1871, 1872

MANCHESTER: Cathedral & collegiate church of
St Mary, St Denys & St George, *Jay 29. 1870* (including
preliminary design for organ case: q.v.); ELY
(Cambs): Cathedral church of the Holy &
Undivided Trinity; GLOUCESTER: Cathedral church
of the Holy & Undivided Trinity; EXETER (Devon):
Cathedral church of St Peter, *March 22. 1870*
(including a sketch in another hand on an inserted
leaf); TOTNES (Devon): Church of St Mary; EXETER
(Devon): Cathedral church of St Peter;
GLOUCESTER: Cathedral church of the Holy &
Undivided Trinity; WORCESTER: Cathedral church
of Christ & the Blessed Virgin Mary; SALISBURY
(Wilts): Cathedral church of the Blessed Virgin
Mary, *Jan 17. 1872*; CHESTER: Cathedral church of
Christ & the Blessed Virgin Mary, *August 31-1872*;
HORWOOD, GREAT (Bucks): Church of St James,
Sepr 7-1872; unidentified church (preliminary
designs); DUNDEE (Angus): Tower of the church
of St Mary, *Novr 13. 1871*; SELBY (Yorks): Abbey
church of St Mary & St German, *Novr 8-1871*
(chiefly notes); ARUNDEL (Sussex): Church of St
Nicholas, *Oct 6-1871*

36 Old No.123; 1870 (w/m: 1862)

CAMBRIDGE: St John's College, hall & chapel;
GODSTONE (Surrey): Church of St Nicholas;
LUDLOW (Salop): Castle; STAFFORD: Church of St
Mary, *Feb 14. 1870*; BUSHEY (Herts): Church of
St James & St Paul; CARSHALTON (Surrey): *Site*
for Mr Ruskin's fountain; ST ALBANS (Herts):
Abbey, now cathedral, church of St Alban;
GLOUCESTER: Cathedral church of the Holy &
Undivided Trinity & precinct; LONDON: Temple
Church, City; OXFORD: Christ Church cathedral

37 Old No.111; 1870

DUNDEE (Angus): Tower of the church of St Mary;
LONDON: Albert memorial, Hyde Park (preliminary
designs for railings: q.v.); old house on road to
Edenbridge (Kent) from Limsfield (Surrey);
EDENBRIDGE (Kent): Taylor House; & old houses;
LINGFIELD (Surrey): Church of St Peter & St Paul;
HEVER (Kent): Castle; LINGFIELD (Surrey):
Old house & shop; EDENBRIDGE (Kent): Old house,
22 Sept 1870; old house between Edenbridge &
Timbridge Wells (Kent), *22 Sept-1870*; various plans
of chimney shafts at Wadhurst (Sussex) & in its
neighbourhood; BATTLE (Sussex): Abbey, gateway,
Sepr 23rd 1870; WESTHAM (Sussex): Church of St
Mary, *Sepr 27 1870*; PEVENSEY (Sussex): Church of
St Nicholas; WESTHAM (Sussex): Church of St Mary;
PEVENSEY (Sussex): Church of St Nicholas;
WESTHAM (Sussex): Old house; BODIAM (Sussex):
Castle; SEDEScombe (Sussex): Manor house;
WINCHELSEA (Sussex): Church of St Thomas the
Apostle; ROBERTSBRIDGE (Sussex): Old house or
houses, *Oct 10 1870*; old house near Edenbridge (Kent),
Oct 11 1870; EDENBRIDGE (Kent): Church of St
Peter & St Paul; CROWHURST (Surrey): Crowhurst
Place; WORCESTER: Cathedral cloister; EDINBURGH:
Holyrood Abbey; & cathedral church of St Giles;
ABERDEEN: Cathedral church of St Machar;
DUNDEE (Angus): Tower of the church of St Mary,
July 29-1870 (survey: Scott reported on the tower in
1870 & restoration to his designs was completed in
1873 - *Builder*, XXVIII, 1870, p.754; BN, XXIII,
1872, p.150; *Builder*, XXXI, 1873, p.574);
(?) ARUNDEL (Sussex): Church of St Nicholas

38 Old No.117; 1871, 1874

*Scheme for a church: A notion for the junction of a wide
nave with its chancel* (preliminary designs);
STRASBOURG (Bas-Rhin, France): Cathedral;
church of St-Thomas; cathedral; & church of
St-Thomas (notes only); TOUL (Meurthe-et-Moselle,
France): Cathedral, *Sept 23 74*; & collegiate church
of St-Gengoul (notes only); MARSTON
MORETAIN (Beds): Church of St Mary the Virgin,
Aug 5 1871; PETERBOROUGH: Cathedral church of
St Peter; LONDON: Westminster Abbey, collegiate
church of St Peter; GODSTONE (Surrey): Church of
St Nicholas; EXETER (Devon): Cathedral church of
St Peter; SALISBURY (Wilts): Cathedral church of
the Blessed Virgin Mary; EASTBOURNE (Sussex):
Church of St Mary the Virgin; TONBRIDGE
(Kent): Old house; WORCESTER: Cathedral church
of Christ & the Blessed Virgin Mary; OXFORD:
Golden Cross Inn, Cornmarket Street; SALISBURY
(Wilts): Cathedral church of the Blessed Virgin
Mary (including a sketch in another hand on an
inserted leaf); CAMBRIDGE: Jesus College,
cloister

39 Old No.121; 1872, 1873 (w/m: 1868)
GODSHILL (IoW): Church of All Saints or
church of St Alban, *July 12. 1872*; DUBLIN
(Ireland): Cathedral & collegiate church of St
Patrick, *Aug 21-1872*; & Christ Church cathedral;
DUNSANY CASTLE (Co Meath, Ireland), *Aug. 22. 72*
(survey); ST DAVID'S (Pemb): Cathedral church
of St David, *May 8th 1873*; HARDWICK, nr Bicester
(Oxon): Church of St Mary, *Oct 16-1872* (survey:
this church was restored, enlarged & refitted to
Scott's designs 1878-79 - Ledger I, p.38; Ledger
II, p.41; *VCH: Oxon*, Vol.6, 1959, pp.172-173);
ROTHERHAM (Yorks): Church of All Saints;
EDINBURGH: Episcopal cathedral church of St
Mary (preliminary designs: q.v.); WORCESTER:
Cathedral church of Christ & the Blessed Virgin
Mary; EDINBURGH: Holyrood Abbey, *Apr 25. 72*

40 Old No. 113; 1873

AVIGNON (Vaucluse, France): Cathedral, *Oct 10*
1873; & general note; VILLENEUVE-LÈS-AVIGNON
(Gard, France): General note; AVIGNON (Vaucluse,
France): Cathedral; VILLENEUVE-LÈS-AVIGNON
(Gard, France): Collegiate church; unidentified
building; & Château St-André; ARLES (Bouches-
du-Rhône, France): Church of St-Trophime,
Oct 13 1873 (including inserted photographs);
PIACENZA (Emilia, Italy): General note, *Oct. 20.*
21. 1873; cathedral; Palazzo del Comune; cathedral;
Palazzo del Comune (inserted photograph); &
cathedral; PARMA (Emilia, Italy): Cathedral, *Oct.*
21. 1873; church of S Giovanni Evangelista (notes
only); & cathedral & baptistery; BOLOGNA (Emilia,
Italy): Church of S Petronio, *Oct 22: 1873* (including
an inserted photograph); church of S Giacomo
Maggiore; church of Sta Maria dei Servi; Palazzo
della Mercanzia (including an inserted photograph);
scraps, including church of S Giacomo Maggiore &
church of S Stefano; & church of S Petronio;
RAVENNA (Emilia, Italy): Mausoleum of Theodoric;
Orthodox baptistery; church of S Apollinare in
Classe, *Oct 25. 1873*; church of Sta Maria in Porto
Fuori; & general note; BOLOGNA (Emilia, Italy):
Church of S Petronio; church of S Domenico; church
of S Francesco; & church of S Petronio; PISTOIA
(Toscana, Italy): Cathedral, *Oct 28 1873*; Palazzo del
Comune; old house; & church of S Giovanni
Fuorcivitas; LUCCA (Toscana, Italy): Church of S
Michele; church of S Alessandro; general note;
church of S Giovanni; cathedral; & general note;
FLORENCE (Toscana, Italy): Church of Sta Maria
Novella; church of S Lorenzo; & church of S
Miniato al Monte; FIESOLE (Toscana, Italy):
Cathedral; FLORENCE (Toscana, Italy): *Sundial on*
bridge; Loggia della Signoria; Palazzo Vecchio (?);
& church of Sta Croce; PERUGIA (Umbria, Italy):
Church of Sta Chiara; church of S Pietro; Palazzo dei
Priori (inserted photograph); Fontana Maggiore
(inserted photograph); cathedral, *Novr. 5. 73*
(including an inserted photograph); Fontana
Maggiore; & Palazzo dei Priori; ASSISI (Umbria,
Italy): Church of S Francesco, *Oct 6th 73*; *ancient*
Doric column; & cathedral; AVIGNON (Vaucluse,
France): Palais des Papes; ASSISI (Umbria, Italy):
Unidentified building; Monte Frumentario; &
general note

41 Old No.115; 1874

FOLKESTONE (Kent): Church of St Mary & St
Eanswythe, *August 5-1874*; ABBEVILLE (Somme,
France): Church of St-Vulfran; & Abbaye du Gard;
EU (Seine-Maritime, France): Church of St-Laurent;
ST-MARTIN-DE-BOSCHERVILLE (Seine-Maritime,
France): Abbey, *Aug 6. 1874*; JUMIEGES (Seine-
Maritime, France): Abbey, *August 6. 1874*; ROUEN
(Seine-Maritime, France): Cathedral; & museum
(capitals from St-Martin-de-Boscherville);
BERNAY (Eure, France): Abbey; & old house;
LISIEUX (Calvados, France): Cathedral; CAEN
(Calvados, France): Abbey church of St-Étienne;
church of Vieux St-Étienne; abbey church of La
Trinité; church of St-Jean; church of St-Pierre;
note on the churches of St-Pierre & St-Jean; church
of Vieux St-Nicolas; & abbey church of La Trinité,
Aug 11 1874

42 (Not originally numbered); 1875

Notes for toasts, evidently at a RIBA function;
BROUGHTON (Oxon): Church of St Mary the Virgin,
Aug 6. 75; ANSTY (Warwicks): Church of St James,
August 5-1875; unidentified church (notes & sketches
concerning organ, in John Oldrid Scott's hand)

43 Old No.125; 1875

CAWOOD (Yorks): Church of All Saints, *June 19 187...*
(blank); THORINGTON (Essex): Church of St Mary
Magdalene; ST OSYTH (Essex): Church of St Peter
& St Paul (?); & priory, gatehouse; BRIGHTLINGSEA
(Essex): Church of All Saints (including an inserted
photograph); LAYER MARNEY (Essex): Layer
Marney Towers, *Aug 11. 1875*; CASTLE
HEDDINGHAM (Essex): Church of St Nicholas,
August 11. 1875; SUDBURY (Suffolk): Church of All
Saints; MELFORD, LONG (Suffolk): Church of the
Holy Trinity; LAVENHAM (Suffolk): Church of St
Peter & St Paul, *Aug 12 75*; & old houses; BURY
ST EDMUNDS (Suffolk): Abbey bridge; abbey;
church of St Mary; & Moyse's Hall; FORNHAM
ALL SAINTS (Suffolk): Church of All Saints;
HENGRATE (Suffolk): Church of St John Lateran;
LACKFORD (Suffolk): Church of St Lawrence;
ICKLINGHAM (Suffolk): Church of All Saints;
MILDENHALL (Suffolk): Church of St Mary, *Aug*
14. 1875; ICKLINGHAM (Suffolk): Church of St
James; & church of All Saints; BUILDWAS
(Salop): Abbey, *Aug 25: 1875*; TYNEMOUTH
(Northumberland): Priory (notes concerning the
practicability of restoring & reroofing the ruins of
the church: Scott published a design for this but it
was not executed - BN, XXXV, 1878, pp.52, 61-63;
Builder, XXXVII, 1879, pp.98-99); TEWKESBURY
(Glos): Abbey church of St Mary the Virgin;
SANDWICH (Kent): St Bartholomew's Hospital,
chapel, *Novr 26. 75*; LONDON: The Manor House,
Ham (Surrey), Richmond, *Decr. 14 1875*; CAMPSALL
(Yorks): Church of St Mary Magdalene;
SALISBURY (Wilts): Cathedral church of the
Blessed Virgin Mary (preliminary design for choir
screen: q.v.); HORTON PRIORY (Kent)

44 (Not originally numbered); 1875

ST ALBANS (Herts): Abbey, now cathedral, church
of St Alban (draft report on nave: q.v.);
STRATFORD-UPON-AVON (Warwicks): Guild chapel
of the Holy Cross, *Oct 2/75*; WELLS (Som): Cathedral
church of St Andrew; WOOLKEY (Som): Court Farm;
GLASTONBURY (Som): Abbey, *Oct 20... 1875*;
draft address to the RIBA on the conservation of
ancient monuments & the value of measured drawings

45 Old No.127; 1876

LONDON: Westminster Abbey (notes only); WELLS
(Som): Cathedral church of St Andrew (chiefly notes);
SALISBURY (Wilts): Cathedral church of the
Blessed Virgin Mary (preliminary designs for
reredos, litany desk, choir pulpit & eagle lectern:
q.v.); LICHFIELD (Staffs): Cathedral church of the
Blessed Virgin Mary & St Chad (preliminary design
for strengthening crossing tower: q.v.); HOLYHEAD
(Anglesey): Church of St Cybi, *March 10th 1876*;
WOODBASTWICK (Norfolk): Church of St Fabian
& St Sebastian, *May 8-1876*; BURGH-NEXT-AYLSHAM
(Norfolk): Church of St Mary the Virgin (survey:
this church was restored & enlarged to Scott's
designs with R. M. Phipson as supervising architect
1876-78 - BN, XXXIV, 1878, p.303); EXETER
(Devon): Cathedral church of St Peter;
BURGH-NEXT-AYLSHAM (Norfolk): Church of
St Mary the Virgin (including preliminary design for
new E wall); WATLINGTON (Norfolk): Church of
St Peter & St Paul (including a sketch of part of the
screen in another hand on an inserted leaf, w/m: 1863;
on this Scott has insc. *Given me by Mr Beloe*, i.e. E. M.
Beloe); KING'S LYNN (Norfolk): Church of St
Margaret; COLCHESTER (Essex): Red Lion Hotel,
High Street (?); church of St Martin (?); & old
house or houses; EXETER (Devon): Cathedral church
of St Peter; *some Queen Anne wainscoting*; WIMBORNE
MINSTER (Dorset): Minster church of St Cuthberga,
March 6 1876; ST ALBANS (Herts): Abbey, now
cathedral, church of St Alban; DORCHESTER
(Oxon): Abbey church of St Peter & St Paul
(inserted photograph); ROMSEY (Hants): Abbey
church of St Mary & St Ethelfleda (including
inserted photographs); SALISBURY (Wilts):
Cathedral church of the Blessed Virgin Mary

46 (Not originally numbered); 1876, 1877

COLOGNE (Nordrhein-Westfalen, Germany):
Cathedral, *Aug 16. 1876*; HAMBURG (Germany):
Building in the *Grosse Reichenstrasse*; GELNHAUSEN
(Hessen, Germany): Church of St Mary; TRIER
(Rheinland Pfalz, Germany): Cathedral; & Porta
Nigra; MÜNSTER (Nordrhein-Westfalen, Germany):
Cathedral (insc. *from old sketchbook*); unidentified
Renaissance church in Germany (?); BRIDLINGTON
(Yorks): Priory church of St Mary, *Sept 28: 1876*;
OVER (Cambs): Church of St Mary the Virgin,
Sept 27: 77; GLASGOW: University, Gilmorehill
(preliminary designs for great hall: q.v.); OVER
(Cambs): Church of St Mary the Virgin;
CAMBRIDGE: Queens' College, gateway; & King's
College, chapel; ORCHARDLEIGH (Som): Church of
St Mary the Virgin; TEWKESBURY (Glos): Clarence
House, High Street; & abbey church of St Mary the
Virgin; LONDON: Church of All Saints, Chelsea,
Kensington & Chelsea; ORCHARDLEIGH (Som):
Church of St Mary the Virgin; HALIFAX (Yorks):
Church of St John the Baptist, *Novr. 13. 1876*
(draft report: q.v.); HAMBURG (Germany): Rathaus
(preliminary designs: q.v.); & church of St Nicholas

47 Old No.131; 1877

LEOMINSTER (Herefs): Priory church of St Peter & St Paul; LONDON: South Kensington Museum (ironwork); CAMBRIDGE: King's College (including preliminary designs for range on E side of Great Court: q.v.); HEREFORD: Cathedral church of the Blessed Virgin Mary & St Ethelbert, *July 18 1877*; LEOMINSTER (Herefs): Priory church of St Peter & St Paul, *July 20. 77*; YORK: Church of the Holy Trinity, Micklegate, *Sept 4 1877*; RIEVAULX (Yorks): Abbey, *August 13th 1877* (notes as to possibility of restoration, with some sketches); ABBEY DORE (Herefs): Abbey church of the Holy Trinity & St Mary (including inserted photographs); MALTON, OLD (Yorks): Priory church of St Mary, *June 4 1877*; CAMBRIDGE: King's College; SHREWSBURY (Salop): Church of St Mary the Virgin, *March 9 1877*; (?) SALISBURY (Wilts): Cathedral church of the Blessed Virgin Mary; (?) KIRKDALE (Yorks): Church of St Gregory; WORCESTER: Cathedral chapter house; ASHBOURNE (Derbys): Church of St Oswald

48 (Not originally numbered); 1877 (w/m: 1873)

ROCHESTER (Kent): Cathedral church of Christ & the Blessed Virgin Mary (?); ST ALBANS (Herts): Cathedral church of St Alban, *Decr 13 1877* (including preliminary designs for apparatus for straightening S wall of nave: q.v.); LINCOLN: Cathedral church of the Blessed Virgin Mary

49 Old No.63; c.1843-44 (w/m: 1837)

G. F. Bodley's name & Spring Gardens address, i.e. his address of 1845-50, are insc. inside the back cover & it is possible that some of the sketches & notes towards the back of the sketchbook are in his hand
DOVER (Kent): St Martin's Priory, now Dover College; ST RADEGUND'S ABBEY (Kent); FOLKESTONE (Kent): Church of St Mary & St Eanswythe; HYTHE (Kent): Church of St Leonard; CROSTHWAITHE (Cumberland): Church of St Kentigern; HAUGHTON (Staffs): Church of St Giles; GNOSALL (Staffs): Church of St Lawrence; RUNCORN (Cheshire): Church of All Saints (survey); unidentified church (preliminary designs); CLIFTON HAMPDEN (Oxon): Church of St Michael & All Angels; unidentified church (survey); WANBOROUGH (Wilts): Church of St Andrew (notes only); unidentified church in Suffolk; DEBENHAM (Suffolk): Church of St Mary Magdalene; SAXBY ALL SAINTS (Lincs): Church of All Saints; BARTON-UPON-HUMBER (Lincs): Church of St Mary; BURTON AGNES (Yorks): Church of St Martin; COLCHESTER (Essex): Church of St Martin; unidentified churches (preliminary designs)

50 Old No.51; c.1844-49 (w/m: 1843)

BARTHOMLEY (Cheshire): Church of St Bertoline; unidentified churches (preliminary designs); WELLINGBOROUGH (Northants): Church of All Hallows; LONDON: Church of St John the Evangelist, Broad Court, Drury Lane, Westminster (survey, in another hand); NORTHAMPTON: Church of St Peter (survey, also preliminary designs for new E end: this church was restored & enlarged to Scott's designs 1849-51 - *Ecclesiologist*, X, 1850, p.77; *AASR*, I, 1850-51, pp.lxv, 77-84; see also Scott, John Oldrid [63]); IVINGHOE (Bucks): Church of St Mary the Virgin; NORTHAMPTON: Church of St Peter (preliminary design for new E end); unidentified church (preliminary design)

51 Old No.91; c.1845-48 & c.1860-61 (?)

LONDON: Westminster Abbey, collegiate church of St Peter; TIMSBURY (Som): Church of St Mary the Virgin (survey: this church was altered to Scott's designs in 1852 - Pevsner, *N Som*, 1958, p.271); ROTTINGDEAN (Sussex): Church of St Margaret (survey: this church was restored to Scott's designs in 1856 - Nairn & Pevsner, *Sussex*, 1965, p.592); NORTHAMPTON: Church of St Peter (including preliminary design for new E end - see No.50); LONDON: Sketches of quoins & rustication at the following club houses (perhaps connected with the preparation in 1860-61 of a classical design for Government offices) - Travellers', Pall Mall; United Service, Pall Mall; Athenaeum, Waterloo Place; Reform, Pall Mall; Carlton, Pall Mall; Travellers', Pall Mall; Reform, Pall Mall; Army & Navy, Pall Mall; Conservative, St James's Street; & Junior United Service, Lower Regent Street; FENSTANTON (Hunts): Church of St Peter & St Paul; CIRENCESTER (Glos): Church of St John the Baptist; COVENTRY (Warwicks): St John's Hospital, Hales Street; TEMPLE BALSALL (Warwicks): Church of St Mary (including preliminary design for turret: this church was restored to Scott's designs in 1849 - Pevsner & Wedgwood, *Warwicks*, 1966, pp.431-432); BENNINGTON, LONG (Lincs): Church of St Swithun; LEAKE, OLD (Lincs): Church of St Mary the Virgin; FRISKNEY (Lincs): Church of All Saints; ADDELETHORPE (Lincs): Church of St Nicholas BURGH-LE-MARSH (Lincs): Church of St Peter & St Paul; MILTON, GREAT (Oxon): Church of St Mary the Virgin; HASELEY, GREAT (Oxon): Church of St Peter; & Old Rectory (survey: this building was rebuilt in 1846 - Sherwood & Pevsner, *Oxon*, 1974, p.620); MILTON, GREAT (Oxon): Church of St Mary the Virgin; KIDLINGTON (Oxon): Church of St Mary the Virgin; DEDDINGTON (Oxon): Church of St Peter & St Paul; BARFORD ST MICHAEL (Oxon): Church of St Michael; NEWINGTON, SOUTH (Oxon): Church of St Peter ad Vincula; WIGGINTON (Oxon): Church of St Giles; BROUGHTON (Oxon): Castle; & church of St Mary the Virgin (survey: restoration work was carried out to Scott's designs in 1858 - *VCH: Oxon*, Vol.9, 1969, pp.99-100; see also Scott, George Gilbert Jnr [7])

52 Old No.59; (w/m: 1845) (loose sheets)

RIPON (Yorks): Cathedral church of St Peter & St Wilfrid; FOUNTAINS ABBEY (Yorks); CRANBROOK (Kent): Church of St Dunstan; PAMBER (Hants): Priory church; LONDON: Archbishop's palace, now Palace School, Croydon (Survey); LONDON: Church of St Nicholas, Chislehurst (Kent), Bromley; LONDON: Eltham Palace (Woolwich), Greenwich; (?) BULLEY (Glos): Church of St Michael & All Angels; IGHTHAM MOTE (Kent); ALDERNEY (Channel Is): Church of St Anne (sketch in another hand on different paper, insc. *The old church of St Anne Alderney To be lengthened &, against chancel, too short*: this church was rebuilt to Scott's designs c.1850 - *Ecclesiologist*, XII, 1851, p.221); unidentified church in Kent

53 Old No.21; c.1846-47

KIDLINGTON (Oxon): Church of St Mary the Virgin; OXFORD: Christ Church, former refectory; ELLESMERE (Salop): Church of the Blessed Virgin Mary (survey: this church was restored to Scott's designs in 1849 - *Architect & Building Operative*, 1849, p.420; *Ecclesiologist*, X, 1850, pp.245-246); CHESTER: Cathedral church of Christ & the Blessed Virgin Mary; LONDON: Westminster Abbey, collegiate church of St Peter; KEMBLE (Glos): Church of All Saints; ELY (Cambs): Cathedral church of the Holy & Undivided Trinity & Prior Crauden's chapel; SWINDON (Wilts): Church of

the Holy Rood; PURTON (Wilts): Church of St Mary; BIRMINGHAM: RC cathedral church of St Chad (altar table); LEIGH (Staffs): Church of All Saints; STOCKPORT (Cheshire): Church of All Saints, now called St Mary; ROCHESTER (Kent): Cathedral Church of Christ & the Blessed Virgin Mary; (?) MALVERN LINK (Worcs): St Matthias's vicarage; unidentified church (preliminary designs); unidentified house (preliminary designs); ST JOHN'S (Newfoundland, Canada): Cathedral church of St John the Baptist (preliminary designs: q.v.)

54 Old No.13; perhaps 1847 (see *Recollections*, p. 146, for visits to Amiens & Paris in 1847) &c

BEVERLEY (Yorks): Church of St Mary; & minster church of St John the Evangelist; WINDSOR (Berks): Castle, St George's chapel & adjoining cloister; MANCHESTER: Collegiate, now cathedral & collegiate, church of St Mary, St Denys & St George; BUDWORTH, GREAT (Cheshire): Church of St Mary & All Saints; BUNBURY (Cheshire): Church of St Boniface; NANTWICH (Cheshire): Church of St Mary; LONDON: Westminster Abbey, collegiate church of St Peter; CHERITON (Pemb): Church of St James & St Elidyr (survey); PEMBROKE: Castle; TENBY (Pemb): Church of St Mary; ELY (Cambs): Cathedral church of the Holy & Undivided Trinity; & Deanery; AMIENS (Somme, France): Cathedral; PARIS (France): Sainte-Chapelle

55 Old No.49; c.1848

EASTNOR (Herefs): Rectory (preliminary designs: this building was erected to Scott's designs 1849-50 - Pevsner, *Herefs*, 1963, p.123); DRUMLANRIG CASTLE (Dumfries) (survey of garden terraces & preliminary designs for new buildings; see also Barry, Sir Charles; Blore, Edward); CARLISLE (Cumberland): Cathedral church of the Holy & Undivided Trinity; & Deanery; ELY (Cambs): Cathedral church of the Holy & Undivided Trinity; GELLY WERNEN: *Mr Thomas's house* (?) (survey); CANTERBURY (Kent): Church of *St Thomas* (?); SOLIHULL (Warwicks): Church of St Alphege; KNOWLE (Warwicks): Church of St John the Baptist, St Lawrence & St Anne; HAMPTON-IN-ARDEN (Warwicks): Church of St Mary & St Bartholomew; & Moat House; CAMBRIDGE: Church of St Mary the Great (survey of W door: this door was Gothicized to Scott's designs 1850-51 - *Ecclesiologist*, XII, 1851, p.326; *RCHM: City of Cambridge*, 1959, p.276); & King's College, chapel; ELY (Cambs): Cathedral church of the Holy & Undivided Trinity; & unidentified building; MILTON (Kent): Church of St John the Baptist (survey); CANTERBURY (Kent): Church of St Stephen, Hackington; old house; & church of St Margaret (survey & preliminary design for apse: this church was restored to Scott's designs 1849-50 - *Ecclesiologist*, X, 1850, p.78; XV, 1854, p.149); HINTON CHARTERHOUSE (Som): Church of St John the Baptist; WELLOW (Som): Church of St Julian; EASTNOR (Herefs): Rectory (plan of site); & church of St John the Baptist (survey: this church was restored to Scott's designs & reopened in 1852 - *Builder*, X, 1852, pp.594-595; *Ecclesiologist*, XIV, 1853, pp.355-358); LEDBURY (Herefs): Church of St Michael & All Angels; HEREFORD: Cathedral church of the Blessed Virgin Mary & St Ethelbert; church of All Saints; & cathedral church of the Blessed Virgin Mary & St Ethelbert; BRECON: Priory, now cathedral, church of St John the Evangelist

56 Old No.33; c.1850-55

OXFORD: Merton College, hall; CALAIS (Pas-de-Calais, France): *Glazing*; MARLOW, GREAT (Bucks): Church of the Holy Trinity (plan of site: this church was erected to Scott's designs in 1852 - *Builder*, X, 1852, p.581); STONELEIGH (Warwick): Church of St Mary; (?) ELY (Cams): Cathedral church of the Holy & Undivided Trinity; BOSTON (Lincs): Church of St Botolph; SELBY (Yorks): Abbey church of St Mary & St German (survey: see also Scott, John Oldrid & Scott, Charles Marriott Oldrid [32]); OXFORD: Exeter College, rector's lodgings (notes only); LONDON: Westminster Abbey, collegiate church of St Peter (notes on the royal monuments, perhaps connected with Scott's report on same of 1854: q.v.); LÜNEBURG (Niedersachsen, Germany): Old houses; HAMBURG (Germany): Church of St Peter

57 Old No.29; insc. inside front cover *I think the date of this book must be about 1853 or 4 GGS* (w/m: 1840) DORINGTON (Lincs): Church of St Mary & the Holy Rood; BILLINGBOROUGH (Lincs): Church of St Andrew (survey); GRANTHAM (Lincs): Angel & Royal Hotel; FOLKINGHAM (Lincs): Church of St Andrew; BILLINGBOROUGH (Lincs): Church of St Andrew; GRANTHAM (Lincs): Angel & Royal Hotel; CAYTHORPE (Lincs): Church of St Vincent (survey: this church was restored & enlarged to Scott's designs in 1860 - *AASR*, V, 1859-60, p.lxxiii; *BN*, VI, 1860, p.614); GRANTHAM (Lincs): Church of St Wulfram (including sketches on an inserted leaf); LONDON: Westminster Abbey, cloister; CHEPSTOW (Mon): Castle; NEATH (Glam): Abbey; LLANDAFF (Glam): Cathedral church of St Peter & St Paul; NEATH (Glam): Abbey; LLANDAFF (Glam): Cathedral church of St Peter & St Paul; CARDIFF (Glam): Church; LLANDAFF (Glam): Cathedral church of St Peter & St Paul; CHEPSTOW (Mon): Castle; CANTERBURY (Kent): *Monastic buildings*; ABINGER (Surrey): Church of St James (survey); HAVERFORDWEST (Pemb): Church of St Mary the Virgin (including a corrigenda note d. Octr 1861); ST DAVID'S (Pemb): Bishop's palace; cathedral church of St David; bishop's palace; & cathedral church of St David (including a sketch of *Butterfield's gates*, also corrigenda, s & d GGS-61 & GGS-1861); chalice in possession of R. J. Cocks Esqr.; unidentified school (preliminary designs)

58 Old No.11 (w/m: 1852)

PARIS (France): Sainte-Chapelle; (?) ERFURT (Thuringen, Germany): Unidentified church; GLASGOW: Cathedral church of St Mungo; PARIS (France): Cathedral church of Notre-Dame; SAINT-DENIS (Seine, France): Abbey church, now cathedral; (Eure-et-Loir, France): CHARTRES Cathedral; *old timber house*; church of St-Pierre; church St-Aignan; old houses; & cathedral; PARIS of (France): Sainte-Chapelle; Hôtel de Cluny; church of St-Séverin; cathedral church of Notre-Dame; & church of St-Laurent (?); unidentified church *near railway* (?) to Epernay (Marne, France); RHEIMS (Marne, France): Old house; Maison des Musiciens & adjoining houses; & cathedral; METZ (Moselle, France): Church of St-Vincent; cathedral; old houses; & cathedral (note only); FRANKFURT AM MAIN (Hessen, Germany): Old house; & cathedral; FRIEDBERG (Hessen, Germany): Parish church; MARBURG (Hessen, Germany): Old house; FRIEDBERG (Hessen, Germany): General note; MARBURG (Hessen, Germany): Church of St Elizabeth; castle; old house; church of St Elizabeth; general view; church of St Elizabeth (note only); & general note; ERFURT (Thuringen, Germany): Unidentified building; staircase to terrace by cathedral; cathedral cloister; unidentified church or churches; unidentified building; & general note; unidentified church (preliminary designs); PARIS (France): Gare de l'Est

59 Old No.57 (w/m: 1853) (loose sheets)

WELLS (Som): Cathedral church of St Andrew & chapter house; sketches of various types of foliage, one made at *Shanklin* (IoW), another at *Ventnor* (IoW); YAUERLAND (IoW): Manor house

60 Old No.69 (w/m: 1854) (loose sheets)

COLOGNE (Nordrhein-Westfalen, Germany): Gürzenich; & old houses; MALINES (Antwerpen, Belgium): Maison Lepelaer, Quai au Sel; COLOGNE (Nordrhein-Westfalen, Germany): Old houses; & cathedral; CROPREY (Oxon): Church of St Mary the Virgin; unidentified grave slab with cross (preliminary design?); COLOGNE (Nordrhein-Westfalen, Germany): Church of St Mary-in-Capitol

61 Old No.45; c.1860-64

Unidentified drinking fountain (preliminary designs); ASHLEY (Northants): Church of St Mary the Virgin (including preliminary designs for reredos: q.v.); BRECON: Priory, now cathedral, church of St John the Evangelist; DUNS TEW (Oxon): Church of St Mary Magdalene (survey: this church was restored to Scott's designs 1861-62 - *Builder*, XX, 1862, p.190); BRECON: Priory, now cathedral, church of St John the Evangelist; LONDON: Albert memorial, Hyde Park (preliminary design: q.v.); HEREFORD: Church of St Peter; UPTON BISHOP (Herefs): *Churchyard cross Dug up in ch. yd*; PERSHORE (Worce): Abbey church of the Holy Cross; unidentified church (preliminary designs); LONDON: Government offices (preliminary design: q.v.); unidentified church (preliminary designs); LONDON: Government offices (preliminary designs: q.v.); unidentified gateway (preliminary designs); LONDON: Government offices (preliminary designs: q.v.)

62 Old No.43; c.1862

LEEDS (Yorks): Beckett's Bank, Park Row (preliminary design: see No.25); ISTANBUL (Turkey): Church of Aghia Sophia; MONREALE (Sicilia, Italy): Cathedral; sketches after Antique figure sculpture; sketch after a Quattrocento relief of the Madonna & Child; Quattrocento arabesque ornament, capital &c; sketches after Antique figure sculpture

63 Old No.71; c.1865 (loose sheets)

Unidentified church in France (insc. *from one of Parkers books of sketches*); LAUSANNE (Vaud, Switzerland): Cathedral (?) (insc. *from one of Parkers books*); SOUTHAMPTON (Hants): Church of St Denys, Portswood (preliminary designs: q.v.); DORCHESTER (Oxon?) (insc. *I think this is the plan of some remains found at Dorchester*); LICHFIELD (Staffs): Cathedral church of the Blessed Virgin Mary & St Chad; EXETER (Devon): Cathedral church of St Peter

64 Old No.93; c.1866-67 (loose sheets)

CHICHESTER (Sussex): Cathedral church of the Holy Trinity; (?) CAYTHORPE (Lincs): Church of St Vincent; DEDDINGTON (Oxon): Church of St Peter & St Paul; RYDE (IoW): Church of All Saints (preliminary designs: q.v.); unidentified reredos (preliminary designs); unidentified church (preliminary designs); unidentified fireplace (preliminary designs)

65 (Not originally numbered); c.1870

LONDON: List of some medieval buildings or features of buildings; BEVERLEY (Yorks): Church of St Mary; DUNDEE (Angus): Tower of the church of St Mary (draft report: see No.37)

66 Old No.65

FOUNTAINS HALL (Yorks); LICHFIELD (Staffs): Cathedral church of the Blessed Virgin Mary & St Chad; WHITBY (Yorks): Abbey; RIPON (Yorks): Cathedral church of St Peter & St Wilfrid; FOUNTAINS ABBEY (Yorks); RIPON (Yorks): Cathedral church of St Peter & St Wilfrid; LINCOLN: Church of St Mary-le-Wigford; St Mary's Guild, High Street; & cathedral church of the Blessed Virgin Mary; CAEN (Calvados, France): Abbey church of St-Etienne; LINCOLN: Cathedral church of the Blessed Virgin Mary; & bishop's palace, great hall; LONDON: Westminster Abbey, chapel of the Pyx (including a sketch on an inserted leaf)

67 Old No.41

PETERBOROUGH: Cathedral church of St Peter; OVER (Cams): Church of St Mary the Virgin; ROWSLEY (Derbys): Bridge

[160] Three volumes, containing, on leaves from a large number of very small sketchbooks, measured & topographical sketches of buildings, fittings, furniture &c in Great Britain & on the Continent, preliminary designs & notes. Sketches are generally labelled & measurements are given.

A very small number of sketches are dated. The medium is generally pencil; pen also occurs; size of leaves (140x90 approx.)

Prov: As [159]

These sketches, which appear to have been put into the volumes by John Oldrid Scott, are on the whole considerably slighter than those in the sketchbooks catalogued at [159]. Although very few dates occur, changes in the draughtsmanship and handwriting suggest that many periods in Scott's career are represented.

SCOTT, George Gilbert Snr
& NEVILL, Ralph

GODALMING (Surrey): Church of St Peter & St Paul
Contract drawings for restoration, 1877 (7):

1 Transverse section through chancel looking E
w/m: J. Whatman 1876

2 Transverse section through nave looking W &
inset, elevation of western arch of tower & section thro'
eastern part of S aisle looking W

3 Longitudinal section looking S

1-3 Pen & wash with grey-buff & red washes

4 W elevation
w/m: J. Whatman 1876

5 E elevation
w/m: J. Whatman 1876

6 N elevation

7 S elevation
w/m: J. Whatman 1876

4-7 Pen & wash with pink & grey-buff washes

1-7 Scale: $\frac{1}{4}$ in to 1ft
Insc: As above, *J.S. Peter and Paul, Godalming, No.2*
to *No.8* respectively | *Proposed restoration*, (except No.5)
labelled, with (Nos.1, 2) dimensions given & *Mark*
Putney

s: *Sir. G. Gilbert Scott, R.A. | 31* (Nos.2, 4) *Spring*
Gardens London | & Ralph Nevill F.S.A. - Godalming
(430 x 635)

Prov: C. M. O. Scott, 1975

MSS: Ledger I, p.27; Ledger II, p.71

Lit: *British Architect*, VI, 1876, p.141; *Builder*, XXXIV,
1876, p.324; *BN*, XXXI, 1876, pp.222, 355; XXXVII,
1879, p.507; R. Nevill, 'Notes on the restoration of
Godalming church', *Surrey Archaeological Collections*,
VII, 1880, pp.277-287; S. Welman, *The Parish and*
church of Godalming, 1900, p.47

Ledger II records that the contract was concluded
4 October 1877. The church was reopened 16
October 1879.

SCOTT, George Gilbert Snr
& SCOTT, John Oldrid

BERLIN (Germany): Parlamentsgebäudes
Competition design, c.1871-72 (9):

1 Plan
(260 x 325)

2 Front elevation
(250 x 345)

3 Back elevation
(205 x 340)

4 Side elevation
(220 x 310)

5 Longitudinal section
(255 x 350)

6 Transverse section
(250 x 310)

7 Exterior perspective
(220 x 335)

8 Interior perspective of domed hall
(335 x 165, cut to shape of design)

9 Interior perspective of parliament chamber
(260 x 295)

1-9 Insc: (on backing sheets) *Design for Houses of*
Parliament | Berlin | Sir G. G. Scott Fellow or similar &
9 sheets | Presented by | Sir G. G. Scott Fellow, 9 sheets |
Presented 1872 or similar

Photographs of original drawings, backed

Prov: Pres. by G. G. Scott Snr, 1872

Lit: *Architect*, VI, 1871, pp.253, 273, 332; VII, 1872,
pp.42-43, 233, 316 & pl. following (front elevation
illus.), 328-331 (plan, & interior perspective of
parliament chamber illus.); VIII, 1872, p.55; *Builder*,
XXX, 1872, pp.191, 374, 381; XXXIII, 1875,
pp.406, 774, 776-777 (exterior perspective illus.),
820 (plan illus.); *BN*, XXVIII, 1875, pp.509-510;
XXIX, 1875, pp.168-169 (front elevation illus.),
196, 202-204 (interior perspective of domed hall
illus.), 206-207 (transverse section illus.), 234-235
(interior perspective of parliament chamber illus.);

Sammel-mappe hervorragender Konkurrenz-Entwürfe,
Vol.4: *Parlaments-Gebäude für den Deutschen Reichstag*
zu Berlin vom Jahre 1872, Berlin 1882 (exterior
perspective illus. pl.22, plan pl.23, transverse section
pl.24, interior perspective of domed hall pl.25,
interior perspective of parliament chamber pl.26)

The competition was announced in 1871, and the
designs submitted were assessed in 1872. First
premium was awarded to Ludwig Bohnstedt of
Gotha. G. G. Scott Snr & J. O. Scott were awarded
second premium, as were also Ende & Böckmann of
Berlin, Kayser & von Grossheim of Berlin and
Mylius & Bluntschli of Frankfurt.

Five of the Scotts' competition drawings were
exhibited at the RA 1875, Nos.926, 946, 954, 965
& 1004. See also Scott, George Gilbert Snr [151];
Bohnstedt, Ludwig Franz Karl; Godwin, Edward
William [3]; Green, William John; Kerr, Robert [1].

SCOTT, George Gilbert Snr
& SLATER, William

CHICHESTER (Sussex): Cathedral church of the
Holy Trinity

Survey drawings & design for rebuilding crossing
tower (8):

1-5 Survey drawings

1 Plan of crossing

Insc: *Chichester Cathedral*

Pen with brown & turquoise washes on linen
(950 x 1050)

2 Longitudinal section through crossing & parts of
chancel & nave looking S

(945 x 910)

3 Longitudinal section through crossing & parts of N &
S transepts looking E

(945 x 710)

4 Transverse section through S transept looking N & S
elevation of parts of nave & chancel

(940 x 920)

5 Transverse section through nave looking E & W
elevation of parts of N & S transepts

(945 x 880)

1-5 Scale: $\frac{1}{4}$ in to 1ft

2-5 Insc: As above, (except No.4) *Chichester Cathedral*
& labelled, with dimensions given

Pen, coloured washes & red pen on linen

6-8 Design

6 Transverse section through S transept looking N & S
elevation of tower & spire

Pen, coloured washes & red pen on linen (2755 x 935)

7 Transverse section through chancel looking W
& E elevation of tower & spire
s: *George Gilbert Scott: Archt | William Slater: Archt*
Pen & coloured washes on linen (1970 x 665)

8 S elevation of tower & spire
Pen on linen (1845 x 455)

6-8 Scale: $\frac{1}{4}$ in to 1ft

Insc: As above, (except No.8) *Chichester Cathedral* &
labelled, with dimensions given

1-8 Prov: C. M. O. Scott, 1953 (No.7) & 1975 (Nos.1,
5); G. G. Scott Jnr & J. O. Scott, 1975 (Nos.6, 8)

MSS: Specification of works for re-erection of tower
& spire & parts adjoining; MS of *Recollections*, Vol.3,
pp.311-319

Lit: R. Willis, 'Introductory essay on the fall of the
tower and spire, February 21st, 1861', in R. Willis,
J. L. Petit & E. Sharpe, *The Architectural history of*
Chichester cathedral, ... of Boxgrove Priory, ... and of
Shoreham Collegiate Church, ..., Chichester 1861,
pp.i-xxiv; *Builder*, XIX, 1861, pp.134-135, 210, 341;
BN, VII, 1861, p.292 (Scott's report printed); *CEAJ*,
XXIV, 1861, pp.117-118; *Ecclesiologist*, XXII, 1861,
pp.85-93; *Builder*, XX, 1862, p.104; *BN*, XVII, 1866,
p.454; *Builder*, XXV, 1867, p.852; *Recollections*,
pp.309-311

The tower collapsed 21 February 1861. Scott was
asked to undertake the rebuilding of the tower and
submitted a report in March 1861. Considering the
'misfortune absolutely due to the folly of the clerk
of the works' (MS of *Recollections*, Vol.3, p.311), he
declined to supersede William Slater as cathedral
architect and consented instead to act jointly with
him. Work was begun in 1861 and was completed
with the laying of the cap-stone of the spire and the
refixing of the weathercock 28 June 1866. The
contractor was J. & W. Beanland of Bradford, the
clerk of works J. N. Marshall and the sub-architect
G. G. Scott Jnr. Slater's refitting of the choir of the
cathedral, interrupted by the fall of the tower, was
completed in 1867. Further drawings are in the
West Sussex Record Office, Chichester. See also
Scott, George Gilbert Snr [23]; [159].25; Geldart,
Ernest [5].

SCOTT, George Gilbert Snr
& WYATT, Mathew Digby

LONDON: Government offices

See Scott, George Gilbert Snr [84]

SCOTT, George Gilbert Jnr
& SCOTT, John Oldrid

[1] BANGOR (Caerns): Cathedral church of St Deiniol
Working drawings for restoring nave & aisle roofs &
for choir stalls, c.1879 (8):

1-2 Working drawings for restoring nave & aisle
roofs

1 Details of nave roof

Insc: As above & (evidently transcribed from the
drawing of which this is a tracing) *This drawing is
referred to in my contract of this date | April 29/1879 |
John Thompson*
(540 × 695)

2 Details of aisle roof(s) & inset, details of alternative
design for parapet to clerestory of nave

Insc: As above & (evidently transcribed from the
drawing of which this is a tracing) *This drawing is
referred to in my contract of this date | April 9 1879 |
John Thompson*
(550 × 740)

1-2 Scale: $\frac{1}{2}$ in to 1ft, $\frac{1}{4}$ FS

Insc: As above, *Bangor Cathedral*, No.7 & No.8
respectively, (partly in red pen) labelled, (No.2) with
dimensions given & (stamp) *John Thompson | No.43 |
Wood Street | Peterborough | 13 Jun 79*
Pen & coloured washes on tracing paper, linen-backed

3-8 Working drawings for choir stalls

3 Front elevation of stalls south side

Insc: As above; verso (in pencil) *Bangor Cathedral |
Details of stalls & under | tower Feby 1884*
(550 × 985)

4 Section through stalls

(500 × 460)

5 Plan & elevations of stalls for dean & sub-dean

Insc: As above & (printed label with stamped
number & dates in pen added) *No.1604 | This drawing
to be returned | to the office | 43, Wood Street, Peterboro' |
as soon as done with | Sent out May 6/80 Returned 24
June/80*
(640 × 385)

6 Elevation of panelling between stalls & dean's stall &
between stalls & sub-dean's stall

(530 × 330)

3-6 Scale: $\frac{1}{8}$ FS

7-8 FS details of stalls

(520 × 585, 1115 × 495)

3-8 Insc: As above, *Bangor Cathedral*, (except Nos.5
& 6) labelled & (stamp) *John Thompson | No.43 |
Wood Street | Peterborough | 27 Sep 79*
Pen on tracing paper, linen-backed

1-8 Prov: C. M. O. Scott, 1953 (No.3); Thompson,
1974 (Nos.1, 2, 4-8)

MSS/Lit/Note: See Scott, George Gilbert Snr [5]
See also Scott, George Gilbert Snr [5]; Scott, John
Oldrid [1]; Scott, John Oldrid & Scott, Charles
Marriott Oldrid [1]; Scott, Giles Gilbert [8].

[2] EDINBURGH: Episcopal cathedral church of St
Mary, Palmerston Place

Design for boundary railing; design for fittings,
c.1878-80 (10):

1 Design for boundary railing

Block plan showing boundary railing and Coates House

Scale: $\frac{1}{32}$ in to 1ft

Insc: As above, *Edinburgh Cathedral* & labelled
s: G. Gilbert & John O. Scott *Arct | 31 Spring Gardens
Charing + | London*

Pen & wash with pink & buff washes (465 × 430)

2-10 Design for fittings

2 Plan showing arrangement of chairs and fittings. With
choir beneath tower

Scale: $\frac{1}{8}$ in to 1ft

Insc: As above, *St Mary's Cathedral Edinburgh* &
labelled, with table of accommodation

s: G. Gilbert & J. O. Scott *Architects | 31 Spring
Gardens London*

Pen, coloured washes & red pen, cartridge-backed
(610 × 1125)

3 Elevation(s) & section of choir stalls

Scale: 1in to 1ft

Insc: (partly in pen) As above, *St Mary's Cathedral.
Edinburgh, No.253* & labelled, with dimensions given

s: (in pen) G. Gilbert & John O. Scott. *Architects | 31
Spring Gardens London*

Pencil with olive, rust & grey washes (515 × 835)

4 Plan, elevation(s) & details of bishop's throne

Scale: 1in to 1ft, $\frac{1}{4}$ FS

Insc: (partly in pen) As above, *St Mary's Cathedral
Edinburgh, No.269* & labelled

s: (in pen) G. Gilbert & John O. Scott *| Architects*

Pencil with olive, brown & grey washes (680 × 510)

5 Perspective of bishop's throne

Insc: As above & *St Marys. Cathedral. Edinburgh*

s: G. Gilbert & John O. Scott. *Architects | 31 Spring
Gardens. London*

w/m: J. Whatman 1878

Pen (525 × 375)

6 Plan, elevations, section & details of sedilia

Scale: 1in to 1ft, $\frac{1}{4}$ FS

Insc: (partly in pen) As above, *St Mary's Cathedral
Edinburgh, No.279* altered to 278 & labelled, with
dimensions given

s: (in pen) G. G. & John O. Scott *| Architects*

Pencil with olive, brown & buff washes (685 × 510)

7 Perspective of sedilia

Insc: As above & *St Marys. Cathedral. Edinburgh*

s: G. Gilbert & John O. Scott. *Architects | 31. Spring
Gardens. London*

w/m: J. Whatman 1878

Pen (320 × 380)

8 Plan, elevation & details of credence

Scale: 1in to 1ft, $\frac{1}{4}$ FS

Insc: As above, *St Marys Cathedral. Edinburgh* &
(in pen) No.281

s: G. Gilbert & John O. Scott. *Architects | 31 Spring
Gardens. London*

w/m: J. Whatman 1875

Pencil & coloured washes (470 × 310)

9 Elevations & section of moveable benches in choir

Scale: $\frac{1}{8}$ FS

Insc: As above & *St Mary's Cathedral Edinburgh*

s: G. G. & J. O. Scott. *Architects | 31 Spring Gardens
London*

w/m: J. Whatman 1878

Pen (385 × 665)

10 Elevation(s) of dean's stall, showing design for canopy

Scale: 1in to 1ft

Insc: As above & *St Mary's Cathedral. Edinburgh*

s: G. Gilbert & J. Oldrid *Scott Architects | 31 Spring
Gardens London*

w/m: J. Whatman 1878

Pen, linen-backed (630 × 420)

1-10 Prov: C. M. O. Scott, 1953 (Nos.2, 5, 10) &
1975 (Nos.1, 3, 4, 6-9)

MSS/Lit/Note: See Scott, George Gilbert Snr [39]

Reprd: (Nos.5, 7) BN, XXXVIII, 1880, p.398

See also Scott, George Gilbert Snr [39]; Scott,
Charles Marriott Oldrid [11]; Burges, William;
Street, George Edmund [4].

[3] GLASGOW: University, Gilmorehill

Working drawing for Bute Hall

Section(s) of roof

Scale: $\frac{1}{2}$ in to 1ft

Insc: As above, *No.901 Glasgow University (Bute Hall)*

| Detail of roof & labelled, with dimensions given &
notes

s: Messrs G. G. & J. O. Scott *| Archts | London*

Pen & coloured washes, backed with Japanese paper
(775 × 1305), losses from upper & lower edges

Prov: C. M. O. Scott, 1975

MSS/Lit/Note: See Scott, George Gilbert Snr [44]

See also Scott, George Gilbert Snr [44]; Scott, John
Oldrid [23]; Blore, Edward.

[4] LEEDS (Yorks): Church of All Souls, Blackman
Lane

Design for pulpit

Plan & front & side elevation(s)

Scale: 1in to 1ft

Insc: As above & "Hook Memorial Church", Leeds |

Design for pulpit

s: G. G. & J. O. Scott *Architects | 31 Spring Gardens*

London

w/m: J. Whatman 1877

Pen & wash with cream wash (475 × 340)

Prov: C. M. O. Scott, 1975

MSS/Lit/Note: See Scott, George Gilbert Snr [66]

See also Scott, George Gilbert Snr [66]; Scott, John
Oldrid [38]; Scott, John Oldrid & Scott, Charles
Marriott Oldrid [13].

[5] LICHFIELD (Staffs): Cathedral church of the

Blessed Virgin Mary & St Chad

Working drawings for restoration, 1879 & c.1879 (2):

1 Details of window in spire to SW tower

Scale: 1in to 1ft

Insc: As above, *Lichfield Cath* & labelled, with
dimensions given

s&d: G. G. Scott & J. O. Scott *| Architects | 31. Spring
Gardens | Charing X | 1879*

Pen on tracing paper (765 × 230)

2 Details of W door of S aisle of nave

Scale: $\frac{1}{8}$ FS

Insc: As above, *Lichfield Cathedral*, labelled, with
dimensions given & (printed label with stamped
number & date in pen added) *No.1502 | This drawing
to be returned | to the office | 43, Wood Street, Peterboro' |
as soon as done with | Sent out Jan 12/79 Returned ...*

(blank)

Pen, brown wash & red pen on tracing paper

(735 × 445)

1-2 Prov: Thompson, 1974

MSS/Lit/Note: See Scott, George Gilbert Snr [69]

Further drawings are in the Lichfield Joint Record

Office. See also Scott, George Gilbert Snr [69]; Scott,
John Oldrid [39].

[6] LONDON: Church of St Mary Abbots, High Street

(Kensington), Kensington & Chelsea

Design for marble decoration in sanctuary

Elevation of N, E & S walls of sanctuary, with
sedilia shown in outline

Scale: $\frac{1}{2}$ in to 1ft

Insc: *St Mary Abbots Church Kensington | Reredos and
sedilia showing arrangement of marble panels*, labelled &
(in pencil) labelled, with a dimension given

s: G. Gilbert & John O. Scott: *Arct | 31 Spring
Gardens Charing + | London*

Pen (320 × 825)

Prov: C. M. O. Scott, 1975

MSS/Lit/Note: See Scott, George Gilbert Snr [77]

See also Scott, George Gilbert Snr [77]; Scott, John
Oldrid [45]; Scott, Giles Gilbert [84].

[7] LONDON: Church of St Mary the Virgin, Hayes (Kent), Bromley

Design for S aisle, vestry & organ chamber (3):

1 Plan
(445 × 560)

2 Transverse section through nave & new aisle looking E & section through vestry & organ chamber looking W
(440 × 585)

3 Longitudinal section through S aisle & organ chamber looking N
(435 × 525)

1-3 Scale: $\frac{3}{16}$ in to 1 ft

Insc: As above, *Hayes Church near Bromley No.1 to No.3* respectively | *South aisle, vestry and organ chamber &*

labelled, with dimensions given

s: G. Gilbert Scott F.S.A. | J. Oldrid Scott | *Archts | Spring Gardens London*

Pen, coloured washes & some red pen & pencil on tracing paper, linen-backed

Prov: G. G. Scott Jnr & J. O. Scott, 1975

MSS: Ledger III, p.24

Ledger III records that fees were paid by Lord Sackville Cecil in 1879. See also Scott, George Gilbert Snr [78].

[8] LONDON: Westminster Abbey, collegiate church of St Peter

Design for alterations to choir & organ

Transverse section through nave looking E & part longitudinal section looking N

Scale: $\frac{7}{8}$ in to 1 ft (?)

Insc: As above & *Westminster Abbey - | Proposed alteration of choir & organ*

s: G. Gilbert Scott F.S.A. | John O. Scott

F.R.I.B.A. | *Spring Gardens, London*

Pen & wash (450 × 635)

Prov: C. M. O. Scott, 1953

MSS: Ledger I, p.63

Lit: E. Carpenter (ed.), *A House of kings. The history of Westminster Abbey*, 1966, p.317

Remodelling of the organ case and rearrangement of the choir were proposed in the autumn of 1878 and in January 1879 estimates were requested by the Chapter for narrowing the screen, rearranging the return stalls and raising and reconstructing the choir seats. The matter was taken out of the Scotts' hands in the following month, when J. L. Pearson was appointed Surveyor to the Abbey. See also Scott, George Gilbert Snr [91]; Blacking, William Henry Randall; Hawksmoor, Nicholas [3]; Lutyens, Sir Edwin Landseer [193]; Pearson, John Loughborough [13], [14].

[9] TEWKESBURY (Glos): Abbey church of St Mary the Virgin

Design for arranging organ & stalls & for restoring high altar; design for high altar frontal (3):

1-2 Design for arranging organ & stalls & for restoring high altar

1 Plan of stalls in crossing, organ in arch to N transept & high altar with medieval slab restored, drawn on Plan of Tewkesbury Abbey showing the arrangement of the abbey when restored according to the plan of Sir G. Gilbert Scott (high altar reredos & altar rail(s), stalls E of crossing, pulpit, litany desk & lectern in crossing, small choir organ against SE pier of crossing, large organ in S transept & chairs in nave, crossing & transepts), printed by Moody Bros, Lith.; Birmm

Scale: $\frac{1}{16}$ in to 1 ft

Insc: As above, labelled, with keys to letters & to solid tone, hatching & brown wash employed on plan, (printed label pasted on to sheet) *Tewkesbury Abbey restoration | Messrs Collins & Cullis's estimate followed by breakdown in 5 sections of the sum of £2,285 which Thomas Collins & William Cullis contracted for on 22 February 1875 (see Ledger II, p.17) & (in pencil, in C. R. Baker King's hand) These works were | carried out many | years ago | Dec. 1899 (i.e. the time of J. O. Scott's restoration of the nave roof, see Ledger II, p.17)*

Pen & buff wash added to print with brown wash added, linen-backed (565 × 890)

2 Plan of stalls on N side of choir & front, with elevation of organ case pasted on to sheet, & side elevation(s) of stalls & organ in arch to N transept

Scale: $\frac{1}{2}$ in to 1 ft

Insc: As above, *Tewkesbury Abbey | Proposed arrangement of organ & stalls & labelled*

s: G. G. & J. O. Scott, *Architects | 31. Spring Gardens | London*

Pen with brown & buff washes, linen-backed (935 × 830, elevation of organ case 320 × 190, cut to shape of case)

3 Design for high altar frontal

Elevation [Fig.60]

Scale: $\frac{1}{8}$ FS

Insc: *Tewkesbury Abbey | Design for altar frontal*

s: G. G. & J. O. Scott, *Architects | 31. Spring Gardens, London*

Sepia pen & wash (425 × 660)

1-3 Prov: C. M. O. Scott, 1953 (No.3) & 1975 (Nos.1 & 2)

MSS/Lit/Note: See Scott, George Gilbert Snr [139]

See also Scott, George Gilbert Snr [139]; Scott, John Oldrid [80]; Scott, Charles Marriott Oldrid [51];

Eden, Francis Charles.

SCOTT, John Oldrid (1841-1913)

The second son of George Gilbert Scott Snr, J. O. Scott was educated at Bradfield College and entered his father's office as a pupil in 1860. Subsequently he was, until 1878, his father's assistant and collaborator. From c.1864 onwards he also practised on his own account. He made a name for himself in the Manchester Town Hall competition, 1867-68 [56], and in 1873 won the second of three competitions for the Examination Schools, Oxford. Besides these competitions, he entered that for the Berlin parliament buildings, 1871-72, jointly with his father (see Scott, George Gilbert Snr & Scott, John Oldrid), and the second for Leicester Town Hall, 1873, jointly with G. G. Scott Jnr.

J. O. Scott effectively succeeded to the bulk of Sir Gilbert Scott's practice, despite the fact that for a while G. G. Scott Jnr was nominally associated with him and made some use of the Spring Gardens office. His staff seems to have been rather smaller than that of his father, the services of a number of whose assistants, C. R. B. King for example, he retained. He took his son C. M. O. Scott into partnership in 1903, and C. M. O. Scott succeeded to the practice in 1913.

During his formative years, J. O. Scott showed a considerable interest not only in English but also in French Gothic architecture and travelled much in France (in 1862, 1863, 1864, 1867 and 1874). That he identified very closely with his father and was conspicuously remote from his contemporaries, all the more so after his father's death, is confirmed by the somewhat retardataire character of much of his architecture.

His earliest churches, St John the Baptist, Hythe, 1869 [33], and St Mary, Speldhurst, Kent, 1870, are vigorous High Victorian buildings in the lancet and Geometrical modes. His masterpiece is, surprisingly, not a Gothic church but a milestone in the Byzantine revival, the Greek Orthodox church, Bayswater, 1877 [49]. His later churches tend to be derived from English early C14 models: an unusually sensitive example is All Saints, Newborough, 1899 [61]. He worked in a C13 style once again in completing G. G. Scott Jnr's church, St John the Baptist, Norwich, from 1893 onwards.

Like his father, J. O. Scott restored, added to or refitted a very large number of churches. He suffered from the changing attitude to restoration in having to bear the brunt of the SPAB's criticisms of Sir Gilbert's posthumous works, and his own reputation in professional circles was damaged in the controversy over the nave roof of St Albans cathedral in 1879. Nevertheless, he went on to restore the church of St Michael, Coventry, 1883-90, to reconstruct lancet windows in the north transept of Lichfield cathedral [39], to replace Wyatt's west front of Hereford cathedral [29], and, at Selby Abbey, to rebuild the chancel and crossing tower after a fire and to build a new south transept (Scott, John Oldrid & Scott, Charles Marriott Oldrid [32]). He designed fittings for Beverley Minster [2], Canterbury cathedral [12] and St Albans cathedral [69], among other churches.

His secular work includes the college barge, University College, Oxford, 1879, a boathouse for the Oxford University Boat Club, 1880, and a mansion in the Jacobean style, Holly Hill, Coleman's Hatch, Sussex, 1886.

J. O. Scott was elected F in 1878 and FSA in 1887. He succeeded G. E. Street as consulting architect to the dioceses of Oxford and Ripon, and was also consulting architect to the diocese of Wakefield and to the ICBS. He practised from No.31 Spring Gardens until 1891, from No.35 Spring Gardens between 1891 and 1901 and thereafter from No.2 Dean's Yard. Bibl: obituaries: *Builder*, CIV, 1913, pp.643, 650-651; *BN*, CIV, 1913, pp.773-774; *RIBA Jnl*, XX, 1912-13, p.614; *The Times*, 2 June 1913, p.11

[1] BANGOR (Caerns): Cathedral church of St Deiniol
Design & working drawing, c.1882, for high altar
reredos; design for additional choir stalls & seats &
choir screen & working drawing for screen (4):
1-2 Design & working drawing for high altar reredos
1 Elevation [Fig.56]
Scale: 1in to 1ft
Insc: *Bangor Cathedral | Sketch for reredos*
s: John Oldrid Scott Architect | *Spring Gardens*. London
Pen (460×750)

2 Half plan(s) below & above marble shelf & section thro'
centre
Scale: 1in to 1ft
Insc: As above, *Bangor Cathedral reredos*, labelled, with
dimensions given & (printed label with stamped
number & dates in pen added) No.2317 | *This drawing*
to be returned | to the office | 43, Wood Street, Peterboro' |
as soon as done with | Sent out Jan 13/82 Returned April
19/82
Pencil & coloured washes (560×1025)

3-4 Design for additional choir stalls & seats & choir
screen & working drawing for screen
3 Plan of crossing & chancel
Scale: 1/4in to 1ft
Insc: *Bangor Cathedral | Plan showing choir seats under*
tower, etc & labelled
s: John Oldrid Scott Architect | *Spring Gardens*. London
Pen & coloured washes (455×690)

4 Rough details &, inset, part-plan & section of choir
screen
Scale: FS, inset 3/4in to 1ft
Insc: *Bangor Cathedral | Choir Screen & labelled*
s: J. Oldrid Scott | *Architect | London*
Pencil & red crayon (535×660)

1-4 Prov: C. M. O. Scott, 1953 (No.1); Thompson,
1974 (Nos.2-4)
MSS: Ledger I, p.91; Ledger II, p.150; Ledger III,
p.44
Lit & reprd: (reredos) *Builder*, XLII, 1882, pp.354-355
(No.1 reprd), 363
Ledger II records that the reredos and other fittings
in the sanctuary were carried out by John Thompson
of Peterborough in 1882. As to drawings Nos.3 & 4,
Ledger I records that fees in connection with the
extension of the choir were charged in 1885. *See also*
[26]; Scott, George Gilbert Snr [5]; Scott, George
Gilbert Jnr & Scott, John Oldrid [1]; Scott, John
Oldrid & Scott, Charles Marriott Oldrid [1]; Scott,
Giles Gilbert [8].

BAYTON (Worcs): Church of St Bartholomew
See Scott, John Oldrid & Scott, Charles Marriott
Oldrid [2]

BERLIN (Germany): Parlamentsgebäudes
See Scott, George Gilbert Snr & Scott, John Oldrid

[2] BEVERLEY (Yorks): Minster church of St John
the Evangelist
Designs for lectern, organ case, gas standards &
gates for organ screen (5):
1 Design for lectern
Front & side elevations
Scale: 1 3/4 in to 1ft
Insc: *Beverley Minster | Lectern, labelled & W Ebor:*
(Archbishop Thomson of York)
s: John Oldrid Scott Architect | *Spring Gardens - London*
Pen (450×650)

2 Design for organ case
W elevation of screen & organ case
Scale: 1/4in to 1ft
Insc: *Beverley Minster | Design for organ case*
s: John Oldrid Scott Architect | *31 Spring Gardens | London*
S.W.
Pen & wash (580×405)

3-4 Design for gas standards
3 Elevation of 1 standard &, inset, plans at 3 levels
Scale: 1 1/8in to 1ft, inset 9/16in to 1ft
Insc: As above, *Beverley Minster | Gas standards in*
sanctuary & labelled
s: J. Oldrid Scott Architect | *31 Spring Gardens | London*
Pencil with yellow & orange washes (510×375)

4 Perspective of 1 standard
Insc: *Beverley Minster | Gas standards in sanctuary*
s: John Oldrid Scott Architect | *Spring Gardens - London*
Pen (590×345)

5 Design for gates for organ screen
Plan & elevation
Scale: 1in to 1ft
Insc: *Beverley Minster | Gates for organ screen & labelled*
s: John Oldrid Scott F.S.A. | *Spring Gardens London*
Pencil (445×320)

1-5 Prov: C. M. O. Scott, 1953 (Nos.1, 3-5) & 1975
(No.2)
MSS: *See Scott, George Gilbert Snr [7]; Ledger II,*
p.98; Ledger III, p.68
On the organ case *see Scott, George Gilbert Snr [7]*.
Ledger II records that the lectern (the Birtwhistle
memorial) was executed by James Elwell of Beverley
in 1881 and the screen gates by Watson in 1890. *See also*
Scott, George Gilbert Snr [7].

[3] BEVERLEY (Yorks): Church of St Mary
Designs for high altar reredos (2):
1 Elevation
Scale: 1in to 1ft
Insc: *S: Mary's Church - Beverley | Reredos & labelled*
s: John Oldrid Scott Architect | *Spring Gardens. London*
Pen & wash, 3 sheets pasted together (450×785)

2 Elevation, with alternative elevation of side screen
on a flier
Scale: 1in to 1ft
Insc: *S. Mary. Beverley | Second design for reredos &*
labelled
s: John Oldrid ... | *Spring ... (parts lost)*
Pen with pencil added (445×805, flier 290×235),
upper & lower right corners lost

1-2 Prov: C. M. O. Scott, 1953 (No.1) & 1975 (No.2)
MSS: Ledger II, p.67; Ledger III, p.33
Ledger II records that the reredos was executed by
James Elwell of Beverley and Burlison & Grylls in
1881. *See also Scott, George Gilbert Snr [8]*.

BOURNEMOUTH (Hants): Church of All Saints,
Castlemain Avenue, West Southbourne
See Scott, John Oldrid & Scott, Charles Marriott
Oldrid with Miles, Charles Thomas & Son

BOURNEMOUTH (Hants): Church of St John the
Evangelist, Christchurch Road, Boscombe
See Scott, John Oldrid & Miles, Charles Thomas

[4] BOURNEMOUTH (Hants): Church of St Michael &
All Angels, Poole Road
Contract & working drawings for tower, 1899 (10):
1-8 Contract drawings
1 S elevation & section looking S
(980×625)

2 W & E elevation(s)
(645×995), lower right corner & part of lower edge
lost

3 Ground plan at (level) AA
(490×665)

4 Plan at BB (level of ringing chamber windows)
(490×665)

5 Upper plans: At CC (level of belfry windows), DD
(half-floors within belfry), EE (below roof) & FF
(pinnacles)
(490×675)

6 Section through chancel S chapel looking E & section
through chancel S chapel & S aisle looking S
(485×665)

7 Section through S aisle & tower looking E &, inset,
elevation & section of inner doorway
(485×665)

1-7 Insc: As above, *S. Michael, Bournemouth | New*
tower and its connection with the church (New tower on
No.5) & labelled, with (Nos.1, 3) dimensions given
s: John Oldrid Scott F.S.A. | *35. Spring Gardens. London*
Pen & coloured washes, No.1 cartridge-backed

8 Plan of foundations
Insc: As above, *S. Michaels Church Bournemouth &*
labelled, with dimensions given
s&d: J. Oldrid Scott F.S.A. | *35 Spring Gardens |*
London SW | March 1899
Pencil with pink & buff washes (380×555)

1-8 Scale: 1/4in to 1ft
Insc: As above, *No.1 to No.8 respectively & Bowman*
& Son

9-10 Working drawings
9 Detail elevation of outer doorway &c on S side
Scale: 1in to 1ft
Insc: As above, *S. Michael Bournemouth | New tower,*
labelled, with dimensions given & notes & (in pen)
(say) No.20 | July. 4. 1899
s: John Oldrid Scott F.S.A. | *35. Spring Gardens | London*
Pencil with grey & cream washes (970×670)

10 FS detail of ironwork for outer door to tower
Insc: As above, *S. Michael Bournemouth*, labelled, with
(in pen) dimensions given & (in pen) *No.50 | Nov 18*
1899
s: John Oldrid Scott F.S.A. | *35. Spring Gardens. London*
Pencil (560×725)

1-10 Prov: C. M. O. Scott, 1953 (No.1) & 1975
(Nos.2-10)
MSS: Ledger II, p.161; Ledger III, p.64
Lit: *Builder*, LXXVII, 1899, p.221 & pl. preceding;
BN, LXXVI, 1899, pp.571, 588-589; *Academy*
Architecture, XVII, 1900, p.8; *AR*, VII, 1900, p.234;
Church Builder, XXI, 1900, pp.100-101
Ledger II records that the tower was built by E. Bowman
& Son of Stamford 1899-1901. J. O. Scott exhibited
a drawing of the tower at the RA 1900, No.1834. *See*
also Scott, John Oldrid & Scott, Charles Marriott
Oldrid [3]; Shaw, Richard Norman [4].

[5] BRACKLEY (Northants): Church of St Peter
Design for reredos, 1883; contract drawings for
restoring, enlarging & refitting E parts, 1885 (5):
1 Design for reredos
Rough elevation
Scale: 1in to 1ft
Insc: *Reredos for Brackley & labelled, with dimensions*
given
s&d: J.O.S. | *Aug 83*
Pen & pencil (265×365, extended at top by 65×155)

2-5 Contract drawings for restoring, enlarging &
refitting E parts
2 Plan of church, E parts coloured to indicate new
work

3 E elevation & transverse section through chancel
looking E

4 N elevation of chancel & longitudinal section through
chancel looking N

5 Longitudinal section through chancel looking S & transverse section through chancel looking W

2-5 Scale: $\frac{1}{8}$ in to 1ft

Insc: As above, S: *Peters Church, Brackley, No.1 to No.4* respectively | *Proposed restoration and enlargement of chancel*, labelled with (No.2) dimensions given & *William Hawkins*

s: *John Oldrid Scott Archt | Spring Gardens, London*
Pen & coloured washes (350×560), upper right corner of each sheet lost

1-5 Prov: C. M. O. Scott, 1975

MSS: Ledger II, p.119; Ledger III, p.99

Ledger II records that a contract was concluded with William Hawkins of Brackley for work on the chancel, S chapel, vestry and organ chamber on 19 May 1885, that work was carried out 1885-86, the clerk of works being George Hannaford, and that chancel seats were executed by Hawkins in 1889 and a pulpit by Hawkins, Robert Bridgeman of Lichfield and Coles 1894-95.

[6] BRADFELD (Berks): St Andrew's College, chapel Preliminary design, 1890; design for nave; design for nave seats; contract drawings, c.1902, & working drawing for chancel; designs for fittings, 1902 &c (19):

1-2 Preliminary design

1 Plan, &, inset, rough plan of vestries in basement

Scale: $\frac{1}{16}$ in to 1ft

Insc: As above, *Sketch plan for Bradfield College Chapel | on the upper site* & labelled, with table of accommodation s&d: *JOS | 19/3/90*

2 E part of N elevation

Scale: $\frac{1}{8}$ in to 1ft

Insc: *College Chapel Bradfield* & labelled, with dimensions given s&d: *JOS | 21/5/90*

1-2 Pencil (255×355)

3-4 Design for nave

3 Plan of chapel &, inset, plan(s) of gallery & stokery

Insc: As above, *Second plan for Bradfield College Chapel - No.2 | on the upper site* & labelled, with table of accommodation

s: *John Oldrid Scott F.S.A. | 35, Spring Gardens - London*
Pen & red wash on linen (385×760)

4 W elevation, transverse section looking E & section through W end of nave & stokery looking E, showing access

Insc: As above, *Bradfield College Chapel No.5* & (partly in red pen) labelled, with dimensions given

s: *J. Oldrid Scott F.S.A. | 35 Spring Gardens | London*
Pen with red, brown & buff washes on linen (380×595)

3-4 Scale: $\frac{1}{7}$ in to 1ft

5 Design for nave seats

Elevation(s) & section(s), with added, inset, plan showing setting-out

Scale: 1in to 1ft, inset $\frac{1}{4}$ in to 1ft

Insc: As above, *Bradfield College Chapel | Seats nth & stb of nave* & labelled, with dimensions given s: *John Oldrid Scott F.S.A. | 35, Spring Gardens, London*
Pen & buff wash with pencil added (450×645)

6-14 Contract drawings for chancel

6 Vestry plan & roof plan of stairs (380×600)

7 Section(s) through vestries looking E & S (380×590)

8 S, E & N elevation(s) of vestries (390×595)

9 Section(s) through outer stairs looking W & N & through outer & inner stairs looking W (385×600)

6-9 s: *John Oldrid Scott F.S.A. | 2, Deans Yard | Westminster*

Pen & coloured washes

10 Transverse section looking E & section through W end of nave & stokery looking E, showing access
Pen with red, brown & buff washes on linen (385×530)

11 Longitudinal section looking N

Pen with red, brown & buff washes on linen (390×530)

12 W & E elevation(s)

Pen with pink & brown washes on linen (385×525)

13 N elevation

Pen, pink & brown washes & red pen on linen (385×525)

14 S elevation

Pen with pink, brown & red washes on linen (385×600)

10-14 s: *John Oldrid Scott F.S.A. | 35, Spring Gardens, London*

6-14 Scale: $\frac{1}{7}$ in to 1ft

Insc: As above, *Bradfield College Chapel - No.2 to No.10* respectively (altered to this on Nos.10-14 from No.3 to No.7 respectively), labelled, with (Nos.7, 9-11) dimensions given, (stamp) *Charity Comm | 13915 |* (in pen) *13j to m & d to h* respectively | *Regd | 6 Jun 1902 & G Orebard & Son*

15 Working drawing for chancel

Plan of sacristy & N elevation of arches to sacristy from chancel

Scale: $\frac{1}{2}$ in to 1ft

Insc: As above, *Bradfield College Chapel* & labelled

s: *J. Oldrid Scott, F.S.A. | 2 Dean's Yard | Westminster, S.W.*
Pencil (610×375)

16-19 Designs for fittings

16 Plan & elevation of pulpit

Insc: Labelled

s & d: *JOS | 24/10/02*

Pen & pencil (355×255)

17 Plan, elevation(s) & section of altar rail

Insc: As above, with dimensions given

Pencil (345×540)

18 Elevations of choir stalls

Insc: As above & labelled, with dimensions given

Pencil (560×485), upper right corner & part of right edge lost

19 Elevation & section of choir stalls

Insc: As above & labelled, with dimensions given

Pencil (560×380)

17-19 s: *John Oldrid Scott F.S.A. | 2 Dean's Yard | Westminster, S.W.*

16-19 Scale: 1in to 1ft

Insc: As above & *Bradfield College Chapel*

1-19 Prov: C. M. O. Scott, 1953 (Nos.3, 4, 11-14) & 1975 (Nos.1,2, 5-10, 15-19)

MSS: Ledger II, p.189; Ledger III, p.101

Ledger II records that the W part of the chapel was built by Wheeler Brothers of Reading 1891-94 and the E part by G. Orchard & Son 1902-04. See also Scott, George Gilbert Snr [10]; Scott, Charles Marriott Oldrid [4]; Scott, Charles Marriott Oldrid & Tyndall, Richard John [2]; Newton, William Godfrey [3].

[7] BRIDLINGTON (Yorks): Priory church of St Mary Unexecuted design for spire for NW tower Perspective of W front from SW

Insc: *Bridlington Priory Church | Sketch of west front showing proposed spire*

s: (in monogram) *JN* (John Norton?) & *John O. Scott, Architect*

Pen (665×450)

Prov: C. M. O. Scott, 1953

MSS/Note: See Scott, George Gilbert Snr [13]

Lit & reprd: *BN, XLIV*, 1883, pp.10, 25

See also Scott, George Gilbert Snr [13].

[8] BUCKINGHAM: Church of St Peter & St Paul Contract drawings for western gallery, 1883; working drawings for western gallery & for nave groining; design for screens; design for reredos, 1898; design for alterations to tower & spire (8):

1-2 Contract drawings for western gallery

1 Half plan(s) above & below gallery, transverse section through nave looking W, transverse section through gallery &, inset, section through W door lobby

Scale: $\frac{1}{4}$ in to 1ft

Insc: As above, *S.S. Peter and Paul - Buckingham | Sketch for western gallery*, labelled & (in pen) *Geo Dobson*

s: *John Oldrid Scott Architect | Spring Gardens, London*
Pencil & coloured washes, part cartridge-backed (435×660)

2 E elevation of S half of gallery & longitudinal & transverse section(s) through gallery

Scale: $\frac{1}{2}$ in to 1ft

Insc: As above, *S.S. Peter & Paul, Buckingham | Western gallery*, labelled, with dimensions given & (in pen) *Geo Dobson*

s: *John Oldrid Scott Archt | Spring Gardens London*
Pencil & coloured washes (515×735)

3-4 Working drawings for western gallery & for nave groining

3 Longitudinal & transverse section(s) through gallery

Scale: $\frac{1}{2}$ in to 1ft

Insc: As above, *S.S. Peter & Paul, Buckingham, Western gallery* & labelled, with dimensions given & a note s: *John Oldrid Scott Archt | Spring Gardens London*
Pencil & coloured washes (465×670)

4 Half-section through nave groining showing transverse arch ribs & half-section showing transverse ridge ribs

Scale: $\frac{1}{2}$ in to 1ft

Insc: As above, *S.S. Peter & Paul - Buckingham | Nave vaulting* & labelled, with dimensions given & a note s: *John Oldrid Scott | Architect | Spring Gardens - London*
Pencil & coloured washes (555×760)

5 Design for screens

Elevation of 1 screen

Scale: $\frac{1}{2}$ in to 1ft

Insc: *S.S. Peter & Paul - Buckingham | Screens Nth and Stb of chancel* & labelled s: *John Oldrid Scott F.S.A. | 35, Spring Gardens | S.W.*
Pencil & brown wash, linen-backed (250×380)

6 Design for reredos

Elevation

Scale: $\frac{1}{2}$ in to 1ft

Insc: *Buckingham Church | Design for reredos* s & d: *JOS | 13/8/98*

Pen & pencil (240×335)

7-8 Design for alterations to tower & spire

7 W elevation

Insc: As above, with a note & (added later) *No.1 / March 17, 1904*

s: John Oldrid Scott, F.S.A. / 2 Dean's Yard / Westminster, S.W.

Pen with cream & brown washes (575 × 290)

8 S elevation

Insc: (in pencil) Labelled & (added later) *No.2 / March 17, 04*

Pen & cream wash (435 × 295)

7-8 Scale: $\frac{1}{2}$ in to 1ft

Insc: *Buckingham Church / Proposed alterations / to tower and spire*

1-8 Prov: C. M. O. Scott, 1975

MSS: Ledger I, pp.26, 35, 62; Ledger II, p.121

Ledger II records that a contract was concluded with H. R. Franklin of Deddington for work on the western part of the N wall and the N aisle in June 1881 and that work was carried out 1881-82; that a contract was concluded with George Dobson of Colchester for the completion of work on the N aisle in November 1882, and that work on the N and S aisles was carried out in 1883; that a contract was concluded with Dobson for the W gallery and groining of three bays of the nave in November 1883, and that work was carried out in 1884; that chancel paving was executed by Farmer & Brindley in 1890, a screen W of the organ by Marshall in 1893, sanctuary paving by Farmer & Brindley and sanctuary standards by Jones & Willis in 1897, the reredos by A. Robinson in 1904, and alterations to the tower by Tombs & Son 1904-05. See also Scott, George Gilbert Snr [14]; Scott, John Oldrid & Scott, Charles Marriott Oldrid [4]; Scott, Charles Marriott Oldrid [6].

BURLEY (Hants): The Mount

See Scott, John Oldrid & Scott, Charles Marriott Oldrid [5]

[9] BURTON-ON-TRENT (Staffs): Church of the Holy Trinity, Horninglow Street

Design; contract drawings, 1880 (7):

1 Design

Perspective from N & inset, *plan*, pasted to sheet

Scale: $\frac{1}{24}$ in to 1ft

Insc: As above, *Trinity Church, Burton-on-Trent &*

(plan) labelled

s: John Oldrid Scott, Architect / 31, Spring Gardens / London, S.W.

Pen, cartridge-backed (545 × 670, inset 140 × 205)

Exhib: RA 1881, No.1115

2-7 Contract drawings, omitting tower

2 *Plan*, with modified plan of S wall of nave aisle (with 6 windows instead of 4) pasted to sheet

Insc: As above & labelled, with table of accommodation

Pen & coloured washes (455 × 610, modification 25 × 280)

3 N elevation

4 S elevation, with modified elevation of nave aisle pasted to sheet

(Modification 95 × 270)

5 E elevation, omitting E window of S chancel aisle

w/m: J. Whatman 1879

3-5 Pen with pink & buff washes (455 × 645)

6 Longitudinal section looking N

w/m: J. Whatman 1879

Pen with purple & buff washes (455 × 645)

7 Transverse section(s) thro' nave & chancel looking E

Pen with purple & buff washes (455 × 645)

2-7 Scale: $\frac{1}{8}$ in to 1ft

Insc: As above, *Holy Trinity Church, (Trinity Church, on No.2) Burton-on-Trent, No.1 to No.4, No.6 & No.7 respectively & This is one of the drawings referred / to in an agreement dated the / 6th August 1880 / P. Horsman Co / Witness / George Low*

s: John O. Scott, Architect / 31, Spring Gardens / London (Nos.2, 3) S.W.

1-7 Prov: C. M. O. Scott, 1953 (Nos.1, 2, 5-7) & 1975 (Nos.3, 4)

MSS: Ledger II, pp.48-50; Ledger III, p.32

Lit & reprd: *Builder*, XXXIX, 1880, p.251; BN,

XXXVIII, 1880, pp.654, 663; XLI, 1881, pp.44, 46

(No.1 reprd); *Architect*, XXVIII, 1882, p.29;

Church Builder, III, 1882, pp.55-56; Pevsner, *Staffs*, 1974, p.84

J. O. Scott exhibited drawings of the church at the RA 1880, No.1145, and 1881, No.1115 (No.1). Ledger II records that the church was built by Phillip Horsman & Co. of Wolverhampton 1880-82, with the exception of the spire, which was built by Horsman 1886-87, and various fittings, which appear to have been completed by 1891. The church was dem. 1971.

[10] CAMBRIDGE: St John's College, chapel

Design for organ case, 1889

Elevation, with *alternative* elevation of top of right case on a flier

Scale: $\frac{1}{2}$ in to 1ft

Insc: As above, *St John's College Cambridge / Design for organ case in chapel & labelled*

s & d: J Oldrid Scott / F.S.A. / 11/2/89

Pen (485 × 535, flier 170 × 160)

Prov: C. M. O. Scott, 1975

MSS: Ledger I, p.18; Ledger II, p.92; Ledger III, p.13

Lit: *Builder*, LVIII, 1890, p.358 & pl. following

J. O. Scott exhibited a drawing of the organ case at the RA 1890, No.1738. Ledger II records that the organ case was executed by John Thompson of Peterborough 1889-90. See also Scott, George Gilbert Snr [17]; Rickman, Thomas & Hutchinson, Henry [12].

[11] CANNES (Alpes-Maritimes, France): Church of St Paul

Designs for S aisle & chapel, c.1879, & N aisle & chapel, organ chamber & vestry, c.1883 (4):

1-2 Design for S aisle & chapel

1 S, E & W elevation(s)

Insc: As above & labelled

w/m: J. Whatman 1879

Pen & wash with pink & buff washes (620 × 455)

2 Transverse sections through aisle & through chapel looking E & longitudinal section looking N

Pen & wash with red & buff washes (625 × 450)

1-2 Insc: As above, *S. Paul - Cannes / New aisle & N.B. Further drawings will be given for the execution of the work*

s: John Oldrid Scott F.R.I.B.A. / Spring Gardens, London

3-4 Design for N aisle & chapel, organ chamber & vestry

3 Plan of church

Insc: Labelled, with dimensions given

w/m: J. Whatman 1883

(455 × 610)

4 N, E & W elevation(s) of church & longitudinal section through chancel looking N

Insc: As above & labelled

(455 × 615)

3-4 Insc: As above & *Church of S. Paul - Cannes / North aisle &c*

s: John Oldrid Scott - Architect / Spring Gardens - London

Pen & coloured washes

1-4 Scale: 1:100

Prov: C. M. O. Scott, 1975

MSS: Ledger II, p.50; Ledger III, p.39

Ledger III records that fees in connection with unspecified work (perhaps the S aisle &c) were charged in 1881, fees in connection with a reredos and altar in 1882, fees in connection with enlargement of the church (perhaps the N aisle &c) in 1885, fees in connection with the W window in 1889, and fees in connection with a side chapel in 1890. Ledger II records that screens were executed by John Thompson of Peterborough in 1890.

[12] CANTERBURY (Kent): Christ Church cathedral

Design for high altar, preliminary designs for

monument to Archbishop Tait & alternative designs

for sedilia (10):

1 Design for high altar

Front elevation

Scale: $\frac{1}{8}$ FS

Insc: *Canterbury Cathedral / Altar table*, with (in pencil) dimensions given

s: John Oldrid Scott Architect / Spring Gardens - London

Pen & wash (445 × 725)

2-7 Preliminary designs for monument to Archbishop Tait in NE transept

2 Rough side & end elevations & details of design A

Insc: Labelled & *I want Norton to / make a nice elevation / of this design as / soon as may be*

s: JOS

Pencil (520 × 355)

3 Plan

Insc: *Design A*

Pen & wash (370 × 470)

4 Side & end elevations

Insc: *Design A*

Pen (415 × 555)

5 Rough side & end elevations & details of design B

Insc: *Tait memorial / No.5, labelled & I want this also to be / drawn out by Norton / to 1/2 or 3/4 scale*

s: JOS

Pencil (365 × 545)

6 Plan

Insc: *Design B*

Pen & wash (370 × 470)

7 Side & end elevations

Insc: *Design B*

Pen (385 × 545)

2-7 Scale: $\frac{1}{2}$ in to 1ft

3-4, 6-7 Insc: As above & *Canterbury Cathedral, Tait memorial / in north-east transept*

s: John Oldrid Scott Archt / Spring Gardens, London

8-10 Alternative designs for sedilia

8 Front & end elevation(s) & section [Fig.57]

Scale: 1in to 1ft

Insc: As above, *Canterbury Cathedral / Design for sedilia & labelled*

s: John Oldrid Scott Archt / Spring Gardens, London

Pen & wash (455 × 575)

9 Perspective from NW

Insc: *Design for the proposed sedilia - Canterbury Cathedral*

s: J Oldrid Scott

Pencil (530 × 450)

10 Plan of 1 seat, front & end elevation(s) & section showing intermediate divisions

Scale: 1in to 1ft

Insc: As above, *Canterbury Cathedral, Sedilia* | *Alternative design. In wood & labelled*

s: *John Oldrid Scott Architect* | *Spring Gardens, London*
Pen & wash with pencil added (380 × 520)

1-10 Prov: C. M. O. Scott, 1953 (Nos.1-9) & 1975 (No.10)

MSS: Ledger II, pp.72, 103; Ledger III, p.69

Lit: (altar) *Builder*, XLVI, 1884, pp.550-551, 557;

(Tait monument) *Builder*, XLIX, 1885, p.563; L, 1886, pp.605, 608

Ledger II records that the altar table and 'retable' (i.e. gradine) were executed by Farmer & Brindley in 1880, the monument to Archbishop Tait by Farmer & Brindley 1884-85, and the sedilia by Farmer & Brindley in 1885. In addition, Ledger III records that fees in connection with an organ case were charged in 1886, and fees in connection with side walls and altar rails in 1890. J. O. Scott exhibited a drawing of a reredos of wood for Canterbury cathedral at the RA 1885, No.1761. The Tait monument, as executed, omits the elaborate canopy which is shown, in two different forms, on drawings Nos.

2-7. The effigy of the archbishop is by J. E. Boehm. A further drawing is in the Society of Antiquaries. See also Scott, George Gilbert Snr [19]; Blacking, William Henry Randall; Blore Edward.

[13] CAWOOD (Yorks): Church of All Saints

Design for nave seats; design for chancel seats, c.1894 (3):

1 Design for nave seats

Elevation(s) & section(s)

Scale: $\frac{1}{8}$ FS

Insc: As above, *All Saints, Church, Cawood* | *Nave seats & labelled*, with dimensions given

s: *J. Oldrid Scott, F.S.A.* | *Spring Gardens, London*
Pen with buff & brown washes (395 × 590)

2-3 Design for chancel seats

2 Plan of chancel & elevation(s) & section of seats

Scale: $\frac{1}{4}$ in to 1ft, 1in to 1ft

w/m: J. Whatman 1894

Pen & coloured washes

3 Elevation(s) & sections of seats

Scale: 1in to 1ft

Pen with buff & brown washes

2-3 Insc: As above, *All Saint's* (sic) *Church, Cawood* | *Chancel seats & labelled*

s: *John Oldrid Scott, F.S.A.* | *35 Spring Gardens, London*
(445 × 640)

1-3 Prov: C. M. O. Scott, 1975

MSS/Lit/Note: See Scott, George Gilbert Snr [21]

See also Scott, George Gilbert Snr [21].

[14] CHAILEY (Sussex): Chapel of ease of St Mary the Virgin, North Common

Working drawing

Details of windows, sedilia & bargeboard to porch

Scale: $\frac{1}{4}$ FS

Insc: As above, *Chailey Church, No.12* & labelled, with dimensions given

s: ... n O. Scott | *Architect* | ... (parts lost)

Pen & coloured washes on tracing paper, linen-backed (490 × 695), lower right corner lost

Prov: G. G. Scott Jnr & J. O. Scott, 1975

Lit: *British Architect*, VI, 1876, pp.264-265; Nairn & Pevsner, *Sussex*, 1965, p.470

The chapel was built by W. Carruthers of Reigate 1875-76 at the expense principally of J. G. Blencowe.

[15] CIRENCESTER (Glos): Church of St John the Baptist

Design for restoring chancel screen, c.1881, & working drawing for cresting to reredos (2):

1 Elevation of chancel screen

Scale: 1in to 1ft

Insc: *Parish church of Cirencester. Restoration of chancel screen*

s: *John Oldrid Scott, Archt, London*

w/m: J. Whatman 1881

Pen & brown wash (470 × 605)

2 FS details of cresting to reredos

Insc: *Cirencester. Reredos & labelled*

s: *John Oldrid Scott F.S.A.* | *Spring Gardens* | *London*

Pencil & grey wash, linen-backed (560 × 1015)

1-2 Prov: C. M. O. Scott, 1953 (No.1) & 1975 (No.2)

MSS: Ledger II, p.216; Ledger III, pp.7, 31

Ledger II records that decoration of the reredos &c was carried out by Burlison & Grylls in 1889, and work on the tower roof by Drew Brothers in 1900. In addition, Ledger III records that fees were charged in connection with the following: chancel screen, seats &c in 1890, dossal in 1892, organ case in 1896, chancel screen in 1898. See also Scott, George Gilbert Snr [25].

[16] CLAYWORTH (Notts): Church of St Peter

Design for panelling in St Nicholas's chapel, 1898

Elevations of panelling against N, S & E wall(s)

Scale: $\frac{1}{2}$ in to 1ft

Insc: As above, *Clayworth Church* | *St Nicolas Chapel* |

Design for wall panelling, labelled, with dimensions given

& (stamps) Nov 5 1898 & Nov 26 1898

s: *JO Scott* | 7/9/98

Pencil with buff & orange washes (355 × 255)

Verso: Rough details

Insc: Labelled, with dimensions given & notes & calculations

Pencil

Prov: C. M. O. Scott, 1975

MSS: Ledger I, pp.73, 82; Ledger II, p.109

Ledger I records that fees in connections with the font were charged in 1887. Ledger II records that the chancel screen was executed by James Elwell & Son of Beverley in 1890, work on St Nicholas's chapel by Rudd & Son of Grantham in 1899 and a lych-gate by Swaby in 1902. See also Scott, George Gilbert Snr [28].

COMPTON PARVA (Berks): Church of St Mary & St Nicholas

See Scott, John Oldrid & Scott, Charles Marriott Oldrid [6]

[17] COOLHURST (Sussex): Church of St John

Survey drawing & design for enlargement & refitting, c.1887 (12):

1 Survey drawing

Present plan of fittings

Insc: As above, *St John's Church Coolhurst* & labelled

s: *J. Oldrid Scott F.S.A.* | *London*

Pen with blue, cream & buff washes (310 × 445)

2-12 Design

2 Ground plan as proposed

Insc: As above & labelled

(305 × 495)

3 Transverse sections as proposed, through chancel looking E & through nave looking E & W

(305 × 495)

4 Longitudinal section as proposed, looking S

(310 × 495)

2-4 Pen & coloured washes

5 W & E elevations as proposed

Pen & wash with pink wash (310 × 490)

6 S elevation as proposed

Pen & wash with pink & buff washes (310 × 485)

7 N elevation as proposed

Pen & wash with pink & buff washes (310 × 490)

1-7 Scale: $\frac{1}{8}$ in to 1ft

8 Elevation(s), section(s) &, inset, details of nave seats

Scale: 1in to 1ft, $\frac{1}{8}$ FS

Insc: As above & labelled, with dimensions given

Pen with buff & pink washes (330 × 495)

2-8 Insc: As above & No.1 to No.7 respectively

9 Elevation(s), section(s) &, inset, plan of one half of chancel seats

Scale: 1in to 1ft, inset $\frac{1}{4}$ in to 1ft

Insc: As above & labelled, with dimensions given

w/m: J. Whatman 1887

Pen & wash with buff & cream washes (445 × 640)

10 Plan, S elevation & section of screen N of chancel

Scale: 1in to 1ft

Insc: As above & labelled

Pen & wash with buff & mauve washes (445 × 630)

11 Plan, W elevation & section of screen E of S transept, with alternative position of screen added to plan & section

Scale: 1in to 1ft

Insc: As above, *N transept similar* & (in pencil)

labelled, with a note

Pen & wash, buff wash & pencil (445 × 590)

12 W elevation of pulpit

Scale: 1in to 1ft

Pen (350 × 305)

2-12 Insc: As above & *S. John, Coolhurst*

s: *John Oldrid Scott F.S.A.* | *Spring Gardens, London*

1-12 Prov: C. M. O. Scott, 1975

MSS: Ledger II, p.145; Ledger III, p.43

Ledger II records that work on the church was carried out by George Dobson of Colchester between 1888 and 1891, and that the pulpit was executed by Robert Bridgeman of Lichfield in 1890, altar rails by Clarke of Brackley in 1894 and a monument by Bridgeman in 1901. See also Scott, Charles Marriott Oldrid [8].

[18] COVENTRY (Warwicks): Church of St John the Baptist

Design for chancel screen

Elevation

Scale: $\frac{3}{4}$ in to 1ft

Insc: *St John's Church, Coventry. - chancel screen & (in pencil) labelled*

s: *J. Oldrid Scott Archt* | *31 Spring Gardens, London*

Sepia pen & pen (625 × 470)

Prov: C. M. O. Scott, 1953

MSS: Ledger II, p.64; Ledger III, p.54

Ledger II records that chancel screens and a platform under the stalls were executed by John Thompson of Peterborough in 1886, screen gates by Richardson, Ellson & Co. in 1886, a lectern &c by Thompson in 1887 and chancel seats by Thomas Collins of Tewkesbury in 1889. See also Scott, George Gilbert Snr [32].

[19] DENBY (Derbys): Church of St Mary the Virgin

Survey drawing, c.1901, & design for refitting (2):

1 Plan as at present, July 1901

Pen & wash with buff wash (335 × 490)

2 Plan showing proposed refitting

Pen & coloured washes (330 × 490)

1-2 Scale: $\frac{1}{8}$ in to 1ft

Insc: As above, *Denby Church* & labelled
s: *John Oldrid Scott F.S.A.* | 2 *Dean's Yard* |
Westminster. S.W.

Prov: C. M. O. Scott, 1975

MSS: Ledger I, p.99; Ledger II, p.208

Ledger II records that work on the church was carried out by Weston 1903-05, and that chancel seats were executed by A. Robinson in 1904 and altar rails by Robinson in 1906.

[20] DUFFIELD (Derbys): Church of St Alkmund
Designs for refitting, 1896 &c, S chapel, c.1896, &
railing round a monument, 1897 (16):

1-12 Design for refitting

1 *General plan*, with outline of S chapel added

Scale: $\frac{1}{8}$ in to 1ft

Insc: As above, labelled, with a note & (in red pen) labelled, with dimensions given

Pen & coloured washes (415 × 645)

2 *Plan of chancel as proposed*

Scale: $\frac{1}{8}$ in to 1ft

Insc: As above & labelled

Pen & wash with cream & buff washes (310 × 470)

3 *Plan of top, elevations & section of altar table*

Scale: 1in to 1ft

Insc: As above & (in pencil) No.1

Pen & buff wash (310 × 505)

4 *Elevation of E wall showing panelling & credence & section through sedilia*

Scale: 1in to 1ft

Insc: As above, labelled & (in pencil) No.2

Pen & buff wash (415 × 635)

3-4 Insc: As above & *Approved by Chancellor and authorised by faculty* | *Sept. altered to Oct. 1896* | J.B. (J. Borough) | *Regr*

5 *Elevation(s) of N & S wall(s) of sanctuary showing panelling, sedilia, credence & altar rail*

Scale: 1in to 1ft

Pen & buff wash (630 × 415)

6 *Plan, elevation & section of altar rail*

Scale: 1in to 1ft

Insc: As above, labelled, (in pencil) No.3 & *Approved by Chancellor* | *Sept. 1896* | J.B. | *Regr* | *Authorised by faculty*

Pen with buff & pink washes (310 × 505)

7 *Elevation(s) & section(s) of chancel seats*

Scale: 1in to 1ft

Insc: As above, labelled, (in pencil) No.4 & *Approved by* | *Chancellor Sept. 1896* | *Authorised by* | *faculty Oct. 1896* | J.B. | *Regr*

Pen & wash with buff wash (415 × 640), each corner lost

8 *Elevation(s) & sections of nave seats*

Scale: 1in to 1ft

Insc: As above & labelled

Pen & buff wash on linen (325 × 560)

9 *Rough elevation & details of chancel screen*

Scale: $\frac{3}{4}$ in to 1ft

Insc: As above, *Duffield* & labelled, with dimensions given

s & d: JOS | 3/4/96

Pencil (355 × 250)

10 *Plan, elevation & section of chancel screen*, its gates deleted on the elevation

Scale: $\frac{3}{4}$ in to 1ft

Insc: As above, labelled, (in pencil) No.5 & *Approved by Chancellor &* | *authorised by faculty (the gates being omitted)* | *Oct. 1896* | J.B. | *Regr*

Pen & wash, deletion red pen (450 × 645)

11 *Plan showing screens W & S of organ & W elevation of screen W of organ*

Insc: *Approved by Chancellor & authorised by faculty* | *Oct. 1896* | J.B. | *Regr*

12 *S elevation of screen S of organ & section through it looking W, including elevation of door between vestry & organ chamber*

Insc: *Approved by Chancellor Sept. 1896* | *Authorised by faculty* | *Oct. 1896* | J.B. | *Regr*

11-12 Scale: $\frac{1}{2}$ in to 1ft

Insc: As above, *Organ screens*, labelled & (in pencil) No.6 & No.7 respectively

Pen & wash with buff wash (410 × 645), upper left corner of No.10 lost

13-15 Design for S chapel

13 *Plan & E elevation*

Pen & coloured washes (315 × 495)

14 *W & S elevation(s)*

Pen & wash with buff wash (315 × 495)

15 *Section(s) looking N & E*

w/m: J. Whatman 1896

Pen & wash with red & buff washes (320 × 495)

13-15 Scale: $\frac{1}{4}$ in to 1ft

Insc: As above, *South chapel* | No.1 to No.3 respectively & (except No.12) labelled, with dimensions given

1-8, 10-15 Insc: As above & *Duffield Church*. (except No.8) *Derbys*

s: *John Oldrid Scott F.S.A.* | 35. *Spring Gardens. London*

16 Design for railing round a monument

Elevation

Scale: 1in to 1ft

Insc: *Duffield Church* | *Railing round monument & labelled*

s & d: JOS | 19/8/97

Pen (185 × 250)

1-16 Prov: C. M. O. Scott, 1953 (No.10) & 1975 (Nos.1-9, 11-16)

MSS: Ledger II, p.45; Ledger III, p.114

Lit: *Builder*, LXXII, 1897, p.228; LXXIII, 1897, p.427

Ledger II records that the S chapel, refitting &c were carried out by Robert Bridgeman of Lichfield 1897-98.

EDINBURGH: Episcopal cathedral church of St Mary,

Palmerston Place

See Scott, George Gilbert Jnr & Scott, John Oldrid [2]

[21] ELY (Cambs): Cathedral church of the Holy & Undivided Trinity

Design for door for the Monks' Door, 1900

Elevation

Scale: 1in to 1ft

Insc: *Ely Cathedral* | *Design for cloister door & No.2*

s & d: JOS | 27/9/00

Pencil (355 × 255)

Prov: C. M. O. Scott, 1975

MSS: Ledger I, p.74; Ledger II, p.79; Ledger III, p.70

Lit: (Lady chapel) BN, XXXVIII, 1880, p.340

Ledger II records that work on the Lady chapel was carried out by Thomas Wood of Ely in 1880 and by Kett of Cambridge in 1897, and, as to the above design, that ironwork for the door was supplied by Barford and the oak door by Kett, 1901-02. Ledger I mentions a lobby in connection with the door.

See also Scott, George Gilbert Snr [40]; Scott, George Gilbert Jnr [23]; Willis, Robert [4].

[22] EWELME (Oxon): Church of St Mary the Virgin
Design for refitting St John's chapel (3):

1 *Elevation of panelling on S wall*, including section through seats & screen

Pen & wash (380 × 655)

2 *Elevation(s) of screen westward of seats*

Pen & wash (380 × 655)

3 *Plan of chapel & elevation(s) of seats*

Pen & wash, buff wash & pencil (380 × 650)

1-3 Scale: $\frac{3}{4}$ in to 1ft, plan on No.3 $\frac{1}{4}$ in to 1ft

Insc: As above, *Ewelme Church. S. Johns chapel. No.2 to No.4* respectively & (except No.1) labelled

s: *John Oldrid Scott F.S.A.* | 35. *Spring Gardens. London*

Prov: C. M. O. Scott, 1975

MSS: Ledger II, p.239; Ledger III, p.47

Ledger II records that work on the tower arch was carried out by Webster & Cannon of Aylesbury in 1896 and work on the fittings of St John's chapel by A. Robinson in 1900.

EXBURY (Hants): Church of St Katherine

See Scott, John Oldrid & Scott, Charles Marriott Oldrid [7]

[23] GLASGOW: University, Gilmorehill

Working drawing for Randolph Hall; contract

drawings for completing tower & spire, 1887 (5):

1 *Working drawing for Randolph Hall*

Section(s) through roof

Scale: $\frac{1}{2}$ in to 1ft

Insc: (partly in pen & red pen) As above, *Randolph Memorial Glasgow No.1004* & labelled, with dimensions given & notes

s: *J. Oldrid Scott Archt* | 31 *Spring Gardens* | *Charing + London*

Pencil & coloured washes, linen-backed (645 × 910, extension clipped to lower right corner 305 × 90)

2-5 Contract drawings for completing tower & spire

2 *Plans of spire*

Insc: *Glasgow University* | *Plans of spire. (For contract only)*, labelled & *John Thompson* | *John Caird* | *William P. Dickens* | *William Stewart*

s: *John Oldrid Scott Architect* | *Spring ... (lost) ardens. London*

w/m: J. Whatman 1886

Pen & wash with cream wash (640 × 955), part of lower edge lost

3 *Elevation of top of tower & spire*

Insc: *Glasgow University* | *Completion of central tower*, (partly in red pen) labelled, with dimensions given & *John Caird* | *William P. Dickens* | *William Stewart* | *John Thompson*

s & d: *John Oldrid Scott Architect* | *Spring Gardens. London* & (on pennants on tourelles of tower) 1887

Pen, 2 sheets pasted together, linen-backed (1795 × 660)

4 *Sections through base of spire*

Insc: *Glasgow University* | *Sections of base of spire. (For contract only)*, labelled, with dimensions given & *John Caird* | *William P. Dickens* | *William Stewart* | *John Thompson*

s: *John ... it F.S.A.* | ... (parts lost)

Pen & wash, cream & buff washes & red pen (630 × 880), parts of lower edge lost

2-4 Scale: $\frac{1}{2}$ in to 1ft

5 Section & details of top of spire

Scale: $\frac{1}{2}$ in to 1 ft, $\frac{1}{8}$ FSInsc: *Glasgow University* | Section and details of spire. (For contract only), labelled, with dimensions given & John Caird | William P. Dickens | William Stewart | John Thompsons: John Oldrid Scott F.S.A. | *Spring Gardens*. London
Pen & wash with cream wash (980×645), parts of right edge lost

1-5 Prov: C. M. O. Scott, 1953 (No.1) & 1975 (Nos.2-5)

MSS: See Scott, George Gilbert Snr [44]; Ledger I, p.102; Ledger II, p.5

Lit: (tower & spire) *Builder*, LXI, 1891, p.294 & pl. following

On the hall range see Scott, George Gilbert Snr [44].

Ledger II records that a contract was concluded with John Thompson of Peterborough for the completion of the tower and spire in 1887 and that work was carried out 1887-88. J. O. Scott exhibited a drawing of the tower and spire at the RA 1891, No.1755. See also Scott, George Gilbert Snr [44]; Scott, George Gilbert Jnr & Scott, John Oldrid [3]; Blore, Edward.

[24] GRAHAMSTOWN (S Africa): Cathedral church of St Michael & St George

Design for rebuilding; designs for font, pulpit & throne, 1889 & 1892 (9):

1-5 Design for rebuilding

1 Transverse section(s) through chancel & nave looking E (550×740)

2 Longitudinal section, looking S (530×755)

3 N elevation (525×750)

4 E elevation (510×755)

5 S elevation (520×750)

1-5 Scale: $\frac{1}{8}$ in to 1 ftInsc: As above, *Grahamstown Cathedral No.2 to No.6* respectively & labelled, with (Nos.1, 2) dimensions givens: John Oldrid Scott F.S.A. | *Spring Gardens*. London
Pen on linen

6-9 Designs for font, pulpit & throne

6 Perspective of font

Insc: *Sketch for font*, with a note

s & d: JOS 28/2/89

Pen (355×255)

7 Elevation of pulpit

Scale: 1 in to 1 ft

Insc: *Design for pulpit & labelled*

s & d: J O Scott. 11/3/89

Pen (355×255)

8 Front & side elevation(s) of throne & desk

Scale: 1 in to 1 ft

Insc: As above & *Design for bishops throne*

s & d: J Oldrid Scott | 6/4/89

Pen (540×365)

9 Part-plan & elevation of pulpit

Scale: 1 in to 1 ft

Insc: *Design for pulpit & labelled*

s & d: JOS 5/4/92

Pencil (350×250)

6-9 Insc: As above & *Grahamstown Cathedral or Cathl*

1-9 Prov: C. M. O. Scott, 1975

MSS: Ledger I, p.89; Ledger II, p.180; list of $\frac{1}{2}$ in

scale & FS drawings, headed 'Grahamstown details'

Lit: BN, LVI, 1889, pp.403, 410-411; B. F. I.

Clarke, *Anglican cathedrals outside the British Isles*, 1958, pp.26-28

Ledger I records that fees for designs for rebuilding were charged in 1889. The foundation stone of the chancel was laid in January 1890, and the chancel was consecrated in 1893. The supervising architect was W. White-Cooper. Ledger II records that the pulpit was executed by Robert Bridgeman of Lichfield in 1892, gates to the choir screen and the font cover by Thomas Elsley in 1893 and the font by Garret & Hayorne in 1893. Ledger I records that fees in connection with choir stalls were charged in 1892 and fees in connection with stall canopies in 1894. See also Scott, George Gilbert Snr [47]; Scott, John Oldrid & Scott, Charles Marriott Oldrid [8].

[25] GRANTHAM (Lincs): Church of St Wulfram
Working drawing for screens in N arcade of chancel
Elevation

Scale: 1 in to 1 ft

Insc: S. Wulfran (sic) . *Grantham* | Screens north of chancel & labelled, with dimensions givens: J. Oldrid Scott. *Architect* | 31 *Spring Gardens* | London
Pencil & buff wash (455×760)

Prov: C. M. O. Scott, 1975

MSS: Ledger II, p.128; Ledger III, p.107

Lit: *Builder*, LII, 1887, p.656

Ledger II records that work on the S porch was carried out by Rudd & Son of Grantham in 1882, work on the spire by Blackburn 1884-85, four chancel side screens by Rudd & Son in 1887, a western lobby by Rudd & Son in 1888, W doors by Rudd & Son and Barford in 1891, two side screens by Rudd & Son in 1892 and an entrance to the crypt by Rudd & Son in 1893. See also Scott, George Gilbert Snr [49]; Scott, Giles Gilbert [43].

GRENDON UNDERWOOD (Bucks): Church of St Leonard

See Scott, John Oldrid & Scott, Charles Marriott Oldrid [9]

[26] HALIFAX (Yorks): Church of St John the Baptist

Working drawing for desk for pulpit

FS details

Insc: S. John the Baptist, *Halifax* altered to *Bangor Cathedral* | Desk for pulpit & labelled, with dimensions givens: John Oldrid Scott *Architect* | *Spring Gardens*. London
Pencil, coloured washes & blue crayon (555×755), upper left corner lost

Prov: Thompson, 1974

MSS/Lit/Note: See Scott, George Gilbert Snr [52]

See also Scott, George Gilbert Snr [52].

[27] HAMPDEN, GREAT (Bucks): Church of St Mary Magdalene

Survey drawing, c.1892, & design for refitting (2):

1 Plan of present fittings. Octr 1892

Pen on linen (390×520)

2 Plan as proposed

Pen & red wash on linen (385×515)

1-2 Scale: $\frac{1}{8}$ in to 1 ftInsc: As above, S. Mary. *Great Hampden*. Bucks & labelleds: John Oldrid Scott F.S.A. | 35. *Spring Gardens*. London, (No.2) S.W.

Prov: C. M. O. Scott, 1975

MSS: Ledger II, p.215; Ledger III, p.72

Ledgers II & III record that work on the exterior of the church was carried out by Webster & Cannon of Aylesbury in 1893. See also Scott, Charles Marriott Oldrid [18].

[28] HARROGATE (Yorks): Church of St Mark, Leeds Road

Design; working drawings, c.1897-98 (11):

1-8 Design

1 Plan

Insc: As above, with dimensions given

Pen & coloured washes on linen (455×610)

2 W elevation

Pen with blue & brown washes on linen (665×450)

3 S elevation

Pen with blue & brown washes on linen (455×660)

4 E elevation

Pen with blue & buff washes on linen (375×625)

5 N elevation

Pen & wash with blue & brown washes on linen (455×660)

6 Transverse sections through nave looking W & E
Pen with red, blue & brown washes on linen (455×605)

7 Transverse sections through chancel looking E

Pen with red & brown washes on linen (375×615)

8 Longitudinal section looking S

Pen & wash with red & brown washes on linen (455×665)

1-8 Scale: $\frac{1}{8}$ in to 1 ftInsc: As above, *New Church of S. Mark*. Harrogate | No.1 to No.8 respectively & labelled

9-11 Working drawings

9 Part transverse & part longitudinal sections through nave roof

Scale: $\frac{1}{2}$ in to 1 ftInsc: S. Mark. *Harrogate* | Nave roof, labelled, with dimensions given & (stamps with fraction added)13766 (in pen) 5/16 | 11 Oct 1897 & *Ecclesiastical**Commissioners* | for England | *Approved* | conditionally

Pen with olive & red washes on linen (380×680)

10 Drainage plan

Scale: $\frac{1}{8}$ in to 1 ft

Insc: As above, S. Marks new church - Harrogate, labelled, with dimensions given & (evidently

transcribing a stamp & c on the drawing of which this is a tracing) *Knaresborough* | *Rural District Council* |*Approved plan* | 3 Nov 1897 | Matt Stephenson | Chairman

Pen, pink wash & red pen on linen (445×665)

11 Plan of hot water pipe trenches

Scale: $\frac{1}{8}$ in to 1 ft

Insc: As above, S. Marks new church. Harrogate, labelled, with dimensions given & notes & No.55 |

Dec. 14. 1898

Pen with blue & red washes on linen (455×455)

1-11 s: John Oldrid Scott F.S.A. | 35. *Spring Gardens*. London

Prov: C. M. O. Scott, 1953 (Nos.1-8) & 1975 (Nos.9-11)

MSS: Ledger II, p.224; Ledger III, p.116

Lit: BN, LXXII, 1897, pp.775, 786-787; *Academy**Architecture*, XI, 1897, p.26; XIII, 1898, p.21; *Builder*, LXXIV, 1898, pp.283, 496 & pl. following; *Church**Builder*, XXI, 1900, pp.61-64

J. O. Scott exhibited drawings of the church at the RA 1897, No.1848, and 1898, No.1719. The foundation stone was laid in March 1898. Ledger II records that the nave and aisles were built by Rudd & Son of Grantham 1898-99 and the eastern part of the church by Willcock 1904-06. The organ case and reredos followed in 1910 and 1912 respectively. *See also* Scott, John Oldrid & Scott, Charles Marriott Oldrid [10]; Scott, Charles Marriott Oldrid [19].

[29] HEREFORD: Cathedral church of the Blessed Virgin Mary & St Ethelbert
Design for W doorway, 1881; preliminary design, 1901, design, c.1901, & working drawing, c.1903, for W front (4):

1 Design for W doorway
Perspective [Fig.59]

Insc: *A suggestion for the future west doorway of | Hereford Cathedral*
s&d: John Oldrid Scott Archt | Spring Gardens. London
& (in pencil) March | 1881
Pen (575×445)

2 Preliminary design for W front
Elevation of front to nave
Scale: $\frac{1}{4}$ in to 1ft
Insc: *Hereford Cathedral | Design for the central portion | of the west front & labelled, with dimensions given*
s&d: JOS | 3/3/01
Pencil, cartridge-backed (750×535)

3 Design for W front
Elevation of complete front
Scale: $\frac{1}{4}$ in to 1ft
Insc: *Hereford Cathedral | Design for the central portion (sic) | of the west front*
s: J. Oldrid Scott, F.S.A. Archt | 2 Deans Yard, Westminster. S.W.
w/m: J. Whatman 1901
Pen & wash with pencil added (855×660)

4 Working drawing for W front
Half-plan of central portion
Scale: 1in to 1ft
Insc: As above, *Hereford Cathedral: West front, labelled, with dimensions given & No.2 | January. 31. 1903*
s: John Oldrid Scott, F.S.A. | 2 Dean's Yard | Westminster. S.W.
Pen with blue & yellow washes on tracing paper (735×1040)

1-4 Prov: C. M. O. Scott, 1953 (Nos.1-3); Thompson, 1974 (No.4)
MSS: Ledger II, p.219; Ledger III, pp.106, 116
Lit: *Academy Architecture*, XXIV, 1903, p.11; *Builder*, LXXXV, 1903, p.296 & pl. following; BN, LXXXIV, 1903, pp.9, 28-29; LXXXVI, 1904, p.500; *Builder*, XCIV, 1908, p.723; *Hereford cathedral church. Record of work done*, Hereford 1910
Ledger II records that work on two bays of the cloister was carried out by William Cullis in 1884 and work on the W front by John Thompson & Co. of Peterborough as follows: W window, 1902; W end of nave, 1902-04; W end of N aisle, 1905-07; W end of S aisle, 1907-08.
J. O. Scott exhibited a drawing of the W front at the RA 1903, No.1644. *See also* Scott, John Oldrid & Scott, Charles Marriott Oldrid [11]; Godwin, Edward William [28].

[30] HEREFORD: Church of All Saints
Alternative design & contract drawings, 1892, for reseating; design for reredos; design for vestries &c in S chapel, 1902 (5):

1-3 Alternative design & contract drawings for reseating
1 Elevation(s) & section(s) of nave seats
Scale: $\frac{1}{8}$ FS
Insc: As above, *All Saints Church. Hereford | Nave seats | Alternative design showing new seats & labelled*
s: John Oldrid Scott F.S.A. | Spring Gardens. London
Pen & buff wash (445×650)

2 Plan
Scale: $\frac{3}{16}$ in to 1ft
Insc: *All Saints Church. Hereford. No.1 | Proposed reseating, labelled, with dimensions given & table of accommodation, "H.I.C.B.S. | £70 (seventy pounds) granted | on the 13 January 1892 | J. Hereford (Bishop Atlay) | (President)", with the stamps of the ICBS, 1 of which includes Plans | approved | 22 Apr 92, & Thos Collins*
s: John Oldrid Scott F.S.A. | 35 (added later) Spring Gardens. London
Pen & wash with buff wash (620×915)

3 Elevation(s) & section(s) of nave seats
Scale: $\frac{1}{8}$ FS
Insc: As above, *All Saints Church. Hereford. No.6 | Nave seats | Alternative (scratched out) design using old seat ends &c, labelled, with the stamp of the ICBS, which includes Plans | approved | 22 Apr 92, & Thos Collins*
s: John Oldrid Scott F.S.A. | Spring Gardens. London
w/m: J. Whatman Turkey Mill 1889
Pen & buff wash (450×650)

4 Design for reredos
Elevation
Scale: $\frac{3}{4}$ in to 1ft
Insc: *All Saints. Hereford | Reredos & labelled*
s: John Oldrid Scott F.S.A. | 35. Spring Gardens. London
Pen (450×600)

5 Design for vestries &c in S chapel
Plan
Scale: $\frac{3}{16}$ in to 1ft
Insc: *All Saints Church Hereford | Plan of south chapel as proposed & labelled*
s&d: J. Oldrid Scott. F.S.A | 2. Dean's Yard | Westminster | June 1902
Pencil with blue-grey & buff washes (245×395)
The chapel is roughly similarly shown on No.2 above.

1-5 Prov: C. M. O. Scott, 1975
MSS/Lit/Note: *See* Scott, George Gilbert Snr [55]
See also Scott, George Gilbert Snr [55] (drawings used by J. O. Scott).

[31] HORTON (Bucks): Church of St Michael
Contract drawings for restoration, 1876 (7):

1 Plan
Insc: As above & labelled
Pen & coloured washes (420×640), lower edge lost, affecting plan

2 N elevation
Insc: As above & (in pencil, in C. R. Baker King's hand) *The chancel recently rebuilt | by Mr Raphael Brandon*
w/m: J. Whatman 1874
(455×640), much of upper edge lost

3 S elevation
Insc: As above & (in pencil, in C. R. Baker King's hand) *The chancel | has been rebuilt*
(455×645), much of upper edge lost

4 E elevation
Insc: As above & (in pencil, in C. R. Baker King's hand) *The chancel has been rebuilt | by Mr Raphael Brandon*
(455×645), much of upper edge lost

2-4 Pen & wash with pink & brown washes

5 W elevation
Pen with pink & brown washes (450×645), much of upper edge & lower right corner lost

6 Longitudinal section looking S
w/m: J. Whatman 1874
Pen & brown wash (450×645), much of upper edge lost

7 Transverse section looking E
w/m: J. Whatman 1874
Pen & wash with brown & pink washes (455×645), much of upper edge lost

1-7 Scale: $\frac{3}{16}$ in to 1ft
Insc: As above, *St Michael's Church. Horton. Bucks* (partly lost from Nos.2, 5, 6) | *Proposed restoration, with the printed label (No.1) & stamp of the ICBS, the stamp including Plans approved | (in pen) 21 Feb 76, & (largely lost from No.1) W: Farnside | March 22nd 1876*
s: (lost from Nos.1 & 5) John. O. Scott. Archt | Spring Gardens. London
Prov: C. M. O. Scott, 1975
MSS: Ledger I, p.9; Ledger II, p.147
Ledger II records that a lych-gate and churchyard wall were carried out by Silver & Sons of Maidenhead in 1886 and repairs to the chancel by Y. J. Lovell in 1897.

[32] HULL (Yorks): Church of the Most Holy & Undivided Trinity
Design for chancel screen, c.1896
Plan & W elevation
Scale: 1in to 1ft
Insc: As above, *Holy Trinity Church. Hull | Chancel screen & labelled*
s: John Oldrid Scott F.S.A. | 35. Spring Gardens. London
w/m: J. Whatman 1896
Pen & wash, cartridge-backed (990×640)
Prov: C. M. O. Scott, 1953
MSS: Ledger II, p.136; Ledger III, p.83
Ledger II records that the reredos was executed by Simpson & Malone and Farmer & Brindley 1884-85, chancel side screens by James Elwell & Son of Beverley in 1886, the altar table by Elwell & Son in 1889, chancel side screens by Elwell & Son in 1898 and the chancel screen by Elwell & Son in 1900. In addition, Ledger III records that fees for designs for a bishop's chair were charged in 1882 and fees in connection with the choir pulpit in 1888. *See also* Scott, George Gilbert Snr [60].

[33] HYTHE (Hants): Church of St John the Baptist
Contract drawings, 1869 (6):
1 Plan, with, inset, plans of angle buttresses
Insc: Labelled, with table of accommodation, (in red pen) dimensions given, with a note & Appd | CW | (Bishop Sumner of Winchester)
Pen, coloured washes & pencil (330×495), backed with cartridge & linen (430×595)

2 S elevation
w/m: (backing sheet) J. Whatman 1866

3 N elevation

4 W elevation & transverse section through nave looking W
Insc: As above, with dimensions given

5 E elevation & transverse section through nave looking E
Insc: As above, with dimensions given

6 Longitudinal section looking N

2-6 Pen (330×495), backed with cartridge & linen (430×600)

1-6 Scale: $\frac{1}{8}$ in to 1ft

Insc: As above, *Proposed new church* | Hythe.

Southampton, No.1 to No.6 respectively, with the wax seal & (No.1) printed label of the ICBS & (against the seal) July 8th 1869 & *This is one of the drawings referred to in an agreement dated 6th December 1869* | William John Martell

s: John. O. Scott | 31 Spring Gardens | London

Prov: C. M. O. Scott, 1975

Lit: *Architect*, XII, 1874, p.50; Pevsner & Lloyd, *Hants*, 1967, p.304

The church was consecrated in July 1874.

IFIELD (Sussex): The Mount

See Scott, John Oldrid & Scott, Charles Marriott Oldrid [12]

[34] KING'S LYNN (Norfolk): Chapel of ease of St Nicholas

Working drawings for font canopy (3):

1 FS detail(s)

Insc: As above & labelled
(765 × 1135)

2 FS detail

Insc: As above & labelled, with dimensions given & a note s. JOS
(1255 × 1120)

3 FS detail(s)

Insc: As above & labelled, with dimensions given & a note
(1645 × 1135)

1-3 Insc: As above & *St Nicholas, Lynn, font canopy*
Pencil, linen-backed

Prov: Thompson, 1974

MSS: Ledger II, p.187; Ledger III, p.58

Ledgers I & III record that fees for reseating plans were paid in 1888 and that an organ case was executed by John Thompson & Co. of Peterborough in 1898 and the font canopy by Thompson & Co. in 1902.

KINGSTON-UPON-HULL (Yorks)

See HULL [32]

[35] LAHORE (Pakistan): Cathedral church of the Resurrection

Design, c.1880; working drawings (8):

1-5 Design

1 Plan [Fig.51]

Scale: $\frac{1}{8}$ in to 1ft

Insc: *Labore Cathedral* & labelled, with table of dimensions

s: GRW(ebster) & John Oldrid Scott Architect | 31 Spring Gardens. London

w/m: J. Whatman 1880

Pen with pencil added (580 × 860)

2 W elevation, with flèche to 1 tower only &, inset, details of capitals added

Scale: $\frac{3}{16}$ in to 1ft

Insc: *Big elevation 3.8 × 2.10*

w/m: J. Whatman 1880

Pen & wash & brown pen & wash with pencil added, linen-backed (815 × 660)

3 W elevation

Scale: $\frac{3}{16}$ in to 1ft

Insc: As above & *The new Cathedral at* | Labore

s: J Oldrid Scott

Pen & brown pen, linen-backed (830 × 540)

4 Longitudinal section looking S with, inset, plan

Scale: $\frac{3}{16}$ in to 1ft, inset $\frac{1}{16}$ in to 1ft

Insc: As above, *The new Cathedral at Labore* & labelled
s: J Oldrid Scott

Pen, cartridge-backed (750 × 1120)

5 Perspective from N [Fig.50]

w/m: J. Whatman 1879

Pen & watercolour (690 × 1040)

6-8 Working drawings

6 Foundation plan

Scale: $\frac{1}{8}$ in to 1ft

Pen, red, blue & orange pen & pink & purple washes on linen (645 × 985)

7 Detail(s) of walls & inverts

Scale: $\frac{1}{4}$ in to 1ft, $\frac{1}{2}$ in to 1ft

Pen, red & blue pen & pink, cream & brown washes on linen (650 × 1020)

8 Detail(s) of walls & inverts

Scale: $\frac{1}{4}$ in to 1ft, $\frac{1}{2}$ in to 1ft

Pen, red, blue & orange pen & pink, cream & brown washes on linen (660 × 995)

6-8 Insc: As above, *Labore Church, Working drawing*

No.2 to No.4 respectively & labelled, with dimensions given

1-8 Prov: C. M. O. Scott, 1953 (Nos.1-5) & 1975 (Nos.6-8)

MSS: Ledger III, p.30

Lit & reprd: BN, XLI, 1881, pp.232, 240-241; B. F. L. Clarke, *Anglican cathedrals outside the British Isles*, 1958, pp.18-19; P. Howell, *Victorian churches*, RIBA drawings series, 1968, pl.16 (No.5 reprd, but mistakenly attributed to G. G. Scott Snr)

J. O. Scott exhibited drawings of the cathedral at the RA 1880, No.1172 (perhaps No.5), and 1881, Nos.1127 & 1131 (perhaps No.3). Work on the superstructure of the cathedral was begun in July 1883 and the cathedral was consecrated on 25 January 1887. The contractor was Burn & Co. of Calcutta. Ledger III records that fees were paid in 1880, 1885 and 1893, and that fees in connection with fittings were charged and paid in 1889. The two W towers were built to a slightly modified design 1913-14. In order to lessen the danger of subsidence, these towers have since been deprived of their saddle-back tops surmounted by fleches and the flèche over the crossing has been removed.

[36] LAMBOURN (Berks): Church of St Michael & All Angels

Design for groining & floors in tower

Plans at 4 levels & section looking S

Scale: $\frac{1}{4}$ in to 1ft

Insc: As above, *Lambourne (sic) Church, Berks* | *Groining and floors in tower* & labelled

s: John Oldrid Scott F.S.A. | 35. Spring Gardens. London

Pen & coloured washes (625 × 450)

Prov: C. M. O. Scott, 1975

MSS: Ledger II, p.177; Ledger III, p.88

Lit: J. Footman, *History of the parish church of St Michael & All Angels, Chipping Lambourn*, 1894, pp. 157-159

Ledgers I & II record that work on the tower, Trinity chapel, chancel &c was carried out by John Thompson of Peterborough 1891-92.

[37] LANGTON GREEN (Kent): Church of All Saints

Contract drawing for extending chancel, 1901

Transverse sections looking E & longitudinal section through chancel looking S

Scale: $\frac{3}{16}$ in to 1ft

Insc: *Langton Church* | *Extension of chancel* | No.8, labelled, with dimensions given & 28th | June 1901 | FW Stone

s: John Oldrid Scott F.S.A. | 35, Spring Gardens, altered to 2 Deans Yard Westminster. London S.W.

Pen & coloured washes on linen (390 × 640)

Prov: C. M. O. Scott, 1975

MSS: Ledger II, p.206; Ledger III, pp.6, 21, 65, 85

The church was built to designs of G. G. Scott Snr, 1862-63 (*Builder*, XX, 1862, p.337; XXI, 1863, p.849; BN, X, 1863, p.891; *Church Builder*, No.10, 1864, p.78). Ledger II records that enlargement of the church was carried out by H. Constable of Penhurst 1888-89, work on the S aisle by Constable 1901-02, work on the chancel by Constable in 1902, a vestry &c by Constable in 1911 and stalls by Robert Bridgeman & Sons of Lichfield in 1911. If, as the above drawing suggests, a contract was indeed concluded with F. W. Stone in 1901, it may have proved abortive. See also Scott, Charles Marriott Oldrid [22].

[38] LEEDS (Yorks): Church of All Souls, Blackman Lane

Design for reredos; design for decoration on reredos & E wall; design for tower (3):

1 Design for reredos

Elevation

Scale: $\frac{1}{2}$ in to 1ft

Insc: "Hook Memorial Church" Leeds | *Design for the reredos*

s: J. Oldrid Scott Architect | 31 Spring Gardens | London S.W.

Pen & wash with watercolour, backed with linen & cartridge (350 × 465)

2 Design for decoration on reredos & E wall

Elevation

Scale: $\frac{1}{2}$ in to 1ft

Insc: *Hook Memorial Church, Leeds - decoration at east end*

s: J. O. Scott, *Archit*

Sepia pen & wash with pencil (380 × 580)

3 Design for tower

W elevation of tower

Scale: $\frac{1}{4}$ in to 1ft

Insc: As above, *Hook Memorial Church, Leeds & (added later) No.1* | 26.3.07

s: John Oldrid Scott F.S.A. | Spring Gardens. London

Pen & wash with buff wash (735 × 450)

1-3 Prov: C. M. O. Scott, 1975

MSS: See Scott, George Gilbert Snr [66];

Ledger II, p.52; Ledger III, p.41

On the reredos see Scott, George Gilbert Snr [66].

Ledger II records that sculpture (on the reredos) was carried out by Farmer & Brindley 1888-89 and in 1891, and that the lower part of the tower was built by Hannam 1890-92 and the upper part by Wright 1907-08. In addition, Ledger III records that fees in connection with the font were charged in 1887.

See also Scott, George Gilbert Snr [66]; Scott, George Gilbert Jnr & Scott, John Oldrid [4]; Scott, John Oldrid & Scott, Charles Marriott Oldrid [13].

[39] LICHFIELD (Staffs): Cathedral church of the Blessed Virgin Mary & St Chad

Working drawing for louvres in spire lights, W front; working drawings for railings & post to W, c.1883-84; design for sedilia desk, c.1881; design for bishop's chair; design for memorial cross, 1888; survey drawings of N window of N transept; preliminary design for lancet windows in N wall of N transept; design for restoring St Chad's chapel (15):

1 Working drawing for louvres in spire lights, W front

Detail(s) of louvres

Scale: 1in to 1ft, FS

Insc: As above, *Lichfield Cathedral* | *Spire lights & labelled*

s: John Oldrid Scott | Spring Gardens London

Pencil with blue-grey, buff & brown washes (555 × 760)

2-5 Working drawings for railings & post to W

2 Plan & elevation of railing & gates - W front

Scale: 1in to 1ft

Insc: As above, *Lichfield Cathedral*, labelled, with dimensions given & (2 identical stamps) *John Thompson* / No.43 / Wood Street / Peterborough / 24 Oct 83
 Pen on tracing paper (485×685)

3 Elevation of lamp for western railings

Scale: 1in to 1ft

Insc: As above, *Lichfield Cathedral* & (evidently transcribed from the drawing of which this is a tracing) *Approved* / Edward Bickersteth D.D. / Dean / Novr. 13. 1883
 Pen on tracing paper (465×315)

4 Elevation of western railings, as corrected

Scale: 1in to 1ft

Insc: As above & *Lichfield Cathedral*, with a note s: *John Oldrid Scott Archt* / Spring Gardens. London
 Pencil on tracing paper (400×310)

5 Elevation of post in road. W front

Scale: 1/8FS

Insc: As above, *Lichfield Cathedral*, labelled, with dimensions given & (printed label with stamped number & dates in pen added) No.3920 / This drawing to be returned / to the office / 43, Wood Street, Peterboro', / as soon as done with / Sent out May 9th/84 Returned May 24/84
 Pen on tracing paper (340×205)

6 Design for sedilia desk

Elevation(s) & section

Scale: 1in to 1ft

Insc: As above, *Lichfield Cathedral* / Sedilia desk & labelled
 s: *John Oldrid Scott Archt* / Spring Gardens. London
 w/m: J. Whatman 1881
 Pen (300×465)

7 Design for bishop's chair

Perspective

Insc: *Lichfield Cathedral* / Sketch for bishops chair

s: *John Oldrid Scott Architect* / Spring Gardens. London
 Pen (370×470)

8 Design for memorial cross

Elevation

Scale: 1in to 1ft

Insc: *Design for the proposed memorial cross* / *Lichfield Cathedral*
 s&d: *JOS* / 5/12/88
 Pen (355×255)

9-10 Survey drawings of N window of N transept

9 Transverse section through window

Scale: 1/2in to 1ft

Insc: As above, *N. transept* / *Lichfield Cathl* & labelled, with dimensions given & (in pencil) a note
 Pen (760×245)

10 Detail plan of jamb of N window of N transept, distinguishing old (C13) & new (C15) work, with proposed alterations (?) roughly added; detail plan of jamb of W windows in clerestory of S transept, for comparison (?), the plan of part of which is superimposed on that of the N transept jamb
 Scale: 1/4FS
 Insc: As above & labelled
 Pencil with mauve, blue & orange washes (275×380)

11-13 Preliminary design for lancet windows in N wall of N transept, showing lancets of uneven length
 11 Plan & transverse section through N wall
 Pen & wash with red wash (640×450)

12 Upper part of N elevation

Pen (410×445), lower part cut off

13 Section through transept looking N

Pen & wash (630×450)

11-13 Scale: 1/4in to 1ft

Insc: As above & *Lichfield Cathedral*. Nth transept s: (lost from No.12) *John Oldrid Scott Architect* / Spring Gardens. London

14-15 Design for restoring St Chad's chapel

14 Plan(s) & section(s)

15 Section(s)

14-15 Scale: 1/4in to 1ft

Insc: As above, *Lichfield Cathedral*. S. Chads chapel & labelled
 s: *John Oldrid Scott F.S.A.* / 35, Spring Gardens. London
 Pen & wash with buff & (No.14) cream washes (450×585)

1-15 Prov: Thompson, 1974 (Nos.1-5); C. M. O. Scott, 1975 (Nos.6-15)

MSS: See Scott, George Gilbert Snr [69];

Ledger I, pp.78, 79, 92, 93; Ledger II, pp.73, 132, 165, 217; Ledger III, p.34

Lit: *Builder*, LXII, 1892, p.127; J. L. Pearson, *Lichfield cathedral and its needful reparation*, Lichfield 1892; J. G. Lonsdale, *Recollections of work done in and upon Lichfield cathedral from 1856 to 1894*, Lichfield 1895; (St Chad's chapel) *Builder*, LXXIV, 1898, p.62; *Lichfield cathedral: completion of the works of reparation*, Lichfield 1901

(The following note draws on information from the Lichfield Chapter Acts (Lichfield Joint Record Office, deposit 30) kindly communicated by Mr R. B. Lockett.) J. O. Scott supervised the completion of the restoration of the W front to G. G. Scott Snr's designs (on this, which was finished in 1884, see Scott, George Gilbert Snr [69]).

Subsequently, he was responsible for work on other parts of the cathedral which was carried out virtually without break between 1886 and 1908. The contractor was invariably Robert Bridgeman of Lichfield. The clerk of works was J. T. Irvine, J. O. Scott was asked to prepare a design for new windows in the N wall of the N transept in 1882, and his design for these was accepted in 1891; he reported on the restoration of St Chad's chapel in 1893. Ledger I records that fees in connection with the sedilia desk were charged in 1886. Ledger II records that the bishop's chair was executed in 1887 and the memorial cross in 1889, and that work on the N windows of the N transept was carried out 1892-93 and work on St Chad's chapel in 1896. This chapel was opened after restoration in 1897. Further drawings are in the Lichfield Joint Record Office. See also Scott, George Gilbert Snr [69]; Scott, George Gilbert Jnr & Scott, John Oldrid [5].

LINGFIELD (Surrey): Church of St Peter & St Paul
 See Scott, John Oldrid & Scott, Charles Marriott Oldrid [14]

[40] LIVERPOOL: Cathedral church of Christ, St James's Mount
 Competition design, c.1901 (6):

1 Plan

Pen with buff & grey-brown washes, linen-backed (675×1010)

2 S elevation, to St James's Road [Fig.53]

3 E elevation, to Upper Parliament Street & W elevation, to Rodney Street

w/m: J. Whatman 1901

4 Longitudinal section looking S

w/m: J. Whatman 1901

5 Transverse section(s) through choir looking W & through transepts looking E

w/m: J. Whatman 1901

1-5 Scale: 1/16in to 1ft

Insc: As above, *Sketch design for Liverpool Cathedral* & (Nos.1, 4 & 5) labelled
 s: *J Oldrid Scott*

2-5 Pen & watercolour, linen-backed (675×1010)

6 Unfinished perspective from SW [Fig.52]

Insc: *New Liverpool Cathedral* / *Sketch design*
 s: *J. Oldrid Scott. F.S.A. Archt* / 2 Deans Yard, Westminster
 Sepia pen & pencil (675×555)

1-6 Prov: C. M. O. Scott, 1953

Lit & reprd: *Architect*, LXVIII, 1902, p.203;*British Architect*, LVIII, 1902, pp.55-56, 217-218;*Builder*, LXXXIII, 1902, pp.69-71; BN, LXXXIII,

1902, pp.101-102, 430-431, 541, 544-549 (Nos.1-3

reprd); *Victorian church art*, V&A exhibition catalogue,

1971, pp.138-140 (No.2 reprd); AR, CLVIII, 1975,

pp.155-162 (part of No.3 & No.4 reprd)

The above drawings (except No.6) were submitted in the preliminary competition which was announced in 1901 and assessed by G. F. Bodley and R. N. Shaw in 1902. J. O. Scott was not one of the five architects chosen to compete in the final competition; however, his design received honourable mention. See also Scott, Giles Gilbert [64]; Austin, Hubert James & Paley, Harry Anderson; Bradbury, George & Sons; Brooks, James; Murray, Thomas E. [1]; Nicholson, Sir Charles Archibald [31]; Pite, Arthur Beresford [63]; Reilly, Sir Charles Herbert; Tapper, Sir Walter John [1].

LLANDEWIR CWM (Brecons): Church of St David
 See Scott, John Oldrid & Scott, Charles Marriott Oldrid [15]

LONDON: Church of St Andrew, Enfield (Middx)
 See Scott, John Oldrid & Scott, Charles Marriott Oldrid [16]

[41] LONDON: Church of St Augustine, St Augustine's Avenue, South Croydon (Surrey)

Designs for reredos & screens (2):

1 Elevation of reredos

Scale: 3/4in to 1ft

Insc: *Sketch for reredos for S Augustines Church Croydon*

& (in pencil) labelled

s: *J Oldrid Scott*

Pen & sepia pen, linen-backed (350×440)

2 Elevation of screens in N chancel arcade

Scale: 1in to 1ft

Insc: *S. Augustine. Croydon* / Screens north & south of choir & labelled, with dimensions given

s: *John Oldrid Scott Archt* / Spring Gardens. London

Pencil & buff wash, linen-backed (530×720)

1-2 Prov: C. M. O. Scott, 1953

MSS: Ledger II, p.131; Ledger III, p.96

The church was designed by J. O. Scott (see BN, XLI, 1881, pp.692, 696-697; *Church Builder*, II, 1881, pp.68-69; BN, XLVII, 1884, p.924). J. O. Scott exhibited a drawing of the church at the RA 1882, No.1160. Ledger II records that the church was built by William Carruthers of Reigate 1882-84, with the exception of the W part of the nave, which was built by James Longley & Co. of Crawley 1900-02. As to fittings, Ledger II records that the pulpit and stalls were executed by Carruthers in 1884 and 1887 respectively; Ledger III records that fees in connection with the reredos were charged in 1889.

[42] LONDON: Church of St John, Clerkenwell (Finsbury), Islington
Survey drawing & contract drawing, 1885, for altering W front; survey drawing; design for restoring E wall, c.1884; design for altering & fitting out crypt, c.1885; contract drawing for refitting & designs for seats & sedilia (9):

1-2 Survey drawing & contract drawing for altering W front

1 *Plan & elevation*

Insc: As above, *West front as at present* & labelled
Pen & wash with cream & buff washes (490×330)

2 *Plan, elevation & side elevation*

Insc: As above, *West front as proposed* labelled & D. J. Gray

Pen & wash with cream & buff washes (575×405)

3 Survey drawing, after alterations to W front

Plan as at present

Insc: As above & labelled

w/m: J. Whatman 1883

Pen & buff wash (460×635)

4 Design for restoring E wall

E elevation & section looking E

Insc: *Eastern wall. Proposed restoration* & labelled

w/m: J. Whatman 1884

Pen & wash with buff & pink washes (460×640)

5 Design for altering & fitting out crypt

Plan of crypt

Insc: As above & labelled

w/m: J. Whatman 1885

Pen & coloured washes (460×640)

6-9 Contract drawing for refitting & designs for seats & sedilia

6 *Plan & gallery plan*

Insc: As above, *Plan of proposed re-arrangement*, labelled

& *Fras L. Dove | for Dove Brothers*

Pen & coloured washes (455×640)

1-6 Scale: $\frac{1}{8}$ in to 1ft

7 *Elevation(s) & sections of nave seats*

Pen & buff wash with pencil added (325×500)

1-7 s: *John Oldrid Scott Architect | Spring Gardens. London*

8 *Elevation(s) & section(s) of choir seats*

Pencil (430×560)

9 *Plan, elevation, side elevation & section of sedilia*

Pencil (330×560)

7-9 Scale: 1in to 1ft

Insc: As above, labelled, dimensions given & with notes

8-9 s: *John Oldrid Scott F.S.A. | Spring Gardens. London*

1-9 Insc: As above & *S. John's Church. Clerkenwell*
Prov: C. M. O. Scott, 1975

MSS: Ledger II, pp.142, 143; Ledger III, p.73

Lit: *Builder*, LII, 1887, p.587

Ledger II records that a contract was concluded with D. J. Gray for work on the W front on 13 October 1885 and that work was carried out 1885-86, that work on the interior and roof was carried out by Dove Brothers in 1890, work on the E front by Dove Brothers 1890-91 and work on the crypt by George Dobson of Colchester in 1900. See also Scott, John Oldrid & Scott, Charles Marriott Oldrid [17]; Scott, Charles Marriott Oldrid [28].

[43] LONDON: Church of St John the Baptist, Church Street, Croydon (Surrey)

Designs for screens, 1895 & 1898 (2):

1 *Elevation of chancel screen* [Fig.58]

Scale: $\frac{3}{4}$ in to 1ft

Insc: As above & *St John's Church Croydon*

s & d: J. Oldrid Scott | 18/7/95

Pen, backed (595×520)

2 *Half-elevations of screens in arches N & S of chancel arch*

Scale: $\frac{3}{4}$ in to 1ft

Insc: As above & *Croydon Parish Church*

s & d: J. Oldrid Scott | 5/2/98

Pen, backed (555×385)

1-2 Prov: C. M. O. Scott, 1953

MSS: Ledger I, p.111; Ledger II, p.164; Ledger III, pp.38a & b

Ledger II records the following: alterations to the reredos and decoration in the sanctuary by M. T. Bayne & Co. and Burlison & Grylls, 1884-86; work on the N porch by Stephens, 1886; repairs to pinnacles &c by Stephens, 1887-88; work on the Whitgift monument and window by Bayne & Co. and Clayton & Bell, 1888-89; work on the tower by Dove Brothers, 1892-93; organ case and chancel side screens by James Elwell & Son of Beverley, 1893; chancel screen by Elwell & Son, 1896; aisle screens by Elwell & Son, 1899. For the organ case see *Academy Architecture*, V, 1893, p.97; BN, LXV, 1893, pp.203, 208-209.

[44] LONDON: Church of St John the Evangelist, Palmer's Green, Enfield (Middx)

Contract drawings, c.1903 & c.1906; rough drafts for working drawings & rough design for lectern (20):

1-9 Contract drawings

1 *Plan*

Insc: As above & labelled, with dimensions given

2 *Transverse section(s) thro' nave looking W & thro' chancel looking E*

3 *Transverse section thro' nave looking E*

4 *Transverse section thro' transept looking E & section thro' S transept looking N*

5 *Longitudinal section looking S*

6 *W & E elevation(s)*

7 *S elevation*

8 *N elevation*

2-8 Insc: As above & *Nave floor level* indicated

9 *Drain plan*

Insc: As above, with dimensions given

1-9 Scale: $\frac{1}{8}$ in to 1ft

Insc: As above, *St John's Church | Palmer's Green, No.1 to No.8 & No.10* respectively, with the stamp of the ICBS, which includes *Plans | approved | 19 Mar 1903*, with the stamp of the *Bishop of London's Fund* to which is added (in pen) *E.C. | Nov. 27. 06 | C.E.S.*, (except No.9) *Approved | A. F. Londin:* (Bishop Winnington-Ingram), *F. J. Dove* & (except Nos.3 & 4) *Henry Knight & Son*

s: *John Oldrid Scott, F.S.A. | 2 Dean's Yard | Westminster. S.W.*

Pen & coloured washes, No.9 pen, pink wash & blue pen (480×660)

10-19 Rough drafts for working drawings

10-18 *Details*

Scale: $\frac{1}{2}$ in to 1ft, $\frac{1}{4}$ FS

Insc: As above, (except No.17) *St Johns Palmers Green* or similar, *I to IX* respectively & labelled, with dimensions given & some notes
Pencil (505×685 approx.)

19 *Plan of tower ceiling*

Scale: $\frac{1}{2}$ in to 1ft

Insc: As above, *P Green Ch* & labelled

s: JOS

Pencil (255×355)

Verso: FS details

Insc: Labelled

Pencil

20 Rough design for lectern

Plan & elevations

Scale: 1in to 1ft

Insc: *Palmers Green lectern* & labelled

Pencil (355×255)

1-20 Prov: C. M. O. Scott, 1975

MSS: Ledger I, pp.96, 98; Ledger II, pp.99, 100

Lit: *Academy Architecture*, XXVI, 1904, p.5; BN, LXXXVI, 1904, pp.619, 634-635; *Church Builder*,

XXXI, 1910, pp.10-13

Ledger II records that the E part of the church was built by Dove Brothers 1903-05 and the W part by Henry Knight & Son 1907-08. J. O. Scott exhibited a drawing of the church at the RA 1904, No.1634.

[45] LONDON: Church of St Mary Abbots, High Street (Kensington), Kensington & Chelsea

Design for font cover; contract drawing, 1884, & design for reseating nave & aisles; design, c.1889, & working drawings for covered way between High Street & S porch; design for organ case, 1891; preliminary design, 1892, & working drawing for desks to choir seats (13):

1 Design for font cover

Plan & elevation

Scale: 1in to 1ft

Insc: *S. Mary Abbots, Kensington | Font cover*

s: *John Oldrid Scott Architect | Spring Gardens - London*

Pen & wash (575×430)

2-4 Contract drawing & design for reseating nave & aisles

2 *Plan*, with seating coloured

Scale: $\frac{1}{8}$ in to 1ft

Insc: As above, *S. Mary Abbots (sic) - Kensington*, (partly in blue & red pen) labelled, with notes & *W Brindley*

s: *John Oldrid Scott - Archt | 31 Spring Gardens - London*

w/m: J. Whatman 1883

Pen & coloured washes (430×630)

3 *Elevation(s) of seats*

4 *Elevation(s) & sections of seats*

3-4 Scale: 1in to 1ft

Insc: As above, *S. Mary Abbots (sic) - Kensington | Nave and aisle seats & (No.3) labelled*

s: *John Oldrid Scott - Archt | Spring Gardens - London*
Pen (365×470, 470×370)

5-10 Design & working drawings for covered way between High Street & S porch

5 *Plan*

Scale: $\frac{1}{8}$ in to 1ft

Insc: Labelled

Pen & wash with pink & brown washes (320×485)

6 *E & N elevation(s) of E part*

w/m: J. Whatman 1889

Pen & wash (450×665)

7 *Elevation of E part*
w/m: J. Whatman 1889
Pen & wash (450 × 650)

5-7 Insc: As above & *S. Mary Abbots. Kensington | Covered way to south porch*

8 Plan of E part
Insc: *S. Mary Abbots. Kensington | Covered way to south porch | Working diagram of first bay next the street & labelled, with dimensions given & a note*
Pencil (380 × 560)

9 *Elevation of W part & section looking W*

10 Two section(s) through W part looking N

9-10 Insc: As above, *S. Mary Abbots. Kensington | Western end of covered way and its connexion with porch & labelled*
Pencil & grey wash (385 × 560)

6-10 Scale: $\frac{3}{8}$ in to 1 ft
5-10 s: *John Oldrid Scott F.S.A. | Spring Gardens, London*

11 Design for organ case

Rough elevation
Scale: $\frac{1}{2}$ in to 1 ft
Insc: *Kensington organ & labelled*
s & d: *JOS | 6/11/91*

Pen & pencil on tracing paper, backed with Japanese paper (370 × 255)

12-13 Preliminary design & working drawing for desks to choir seats

12 Rough FS details
Insc: *Kensington | Choir desks & (in pencil) labelled, with dimensions given & notes, including A small drawing | wanted & an | estimate from Elsley | at so much per bay £73ft*
s & d: *J. Oldrid Scott F.S.A. | Dec. 1892*
Pen (355 × 255)

13 FS details

Insc: *S. Mary Abbots. Kensington | Raised desks for choir seats, labelled, with dimensions given & This drawing | supplied to Elsley*
s: *John Oldrid Scott F.S.A. | 35. Spring Gardens London*
Pen with ochre, buff & pink washes (420 × 1040)

1-13 Prov: C. M. O. Scott, 1975

MSS: Ledger II, p.68; Ledger III, pp.81, 82
Lit: Survey of London, XXXVII, *Northern Kensington*, 1973, pp.32-35; (organ case) *Academy Architecture*, V, 1893, p.25; BN, LXIV, 1893, pp.701, 706-707
Ledger II records that the font cover was executed by Stone in 1881, that a contract was concluded with Farmer & Brindley for rescating the nave and aisles in 1884 and that reseating was carried out 1884-85, that the E part of the covered way was carried out by John Thompson of Peterborough 1890-91, work on the W lobby by Thompson in 1892, the W part of the covered way by Thompson 1892-93 and repairs to the spire by Dove Brothers in 1899. In addition, Ledger III records that fees in connection with the organ case were charged in 1893 and fees in connection with choir desks in 1898. J. O. Scott exhibited a drawing showing organ cases on either side of the choir at the RA 1893, No.1505. A single case was executed on the N side. See also Scott, George Gilbert Snr [77]; Scott, George Gilbert Jnr & Scott, John Oldrid [6]; Scott, Giles Gilbert [84].

[46] LONDON: Church of St Mary Magdalene, Woolwich (Kent), Greenwich
Designs for seating, c.1884 &c; contract drawings for enlargement, 1893; designs for pulpit, 1899, & cross (14):

1-2 Designs for seating

1 Plan, with fittings coloured, nave seats in heavier tone

Scale: $\frac{1}{8}$ in to 1 ft

Insc: As above, *S. Mary's Church - Woolwich*, labelled, with dimensions given & N.B. *Chairs & prie-dieus are not to be | included in estimate | Present floor to remain*
s: *John Oldrid Scott. Archt | 31. Spring Gardens - London*
Pen & coloured washes (395 × 495)

2 Plan, with fittings coloured, chancel seats, pulpit & easternmost nave seats in heavier tone

Scale: $\frac{1}{8}$ in to 1 ft

Insc: As above, *Church of S. Mary Woolwich | Additional seating. June 1884*, labelled & (in pencil) *As at present | S.G. Scott | 18.11.89 (?)*
s: *J. Oldrid Scott. Archt | 31 Spring Gardens London*
w/m: J. Whatman 1883
Pen & coloured washes (320 × 450)

3-12 Contract drawings for enlargement

3 Plan &, inset, plans of store room under organ & beating chamber under choir vestry

w/m: J. Whatman 1892
Pen & coloured washes (455 × 615)

4 Gallery plan &, inset, plan of tower stair

Pen & wash with pink & cream washes (455 × 615)

3-4 s: *John Oldrid Scott F.S.A. | 35. Spring Gardens, London*

5 Roof plan of E parts

Insc: Verso (in blue crayon) *Ch: Restin | The plans | by | J. O. Scott | 1891 | £ | Chancel 1720 | Organ chamber 630 | Chapel 850 | Clergy vestry 100 | 3300 | Fittings | seats | 2 altars | ... (illegible) | galleries | & vestry | 470 | £3770.00*
Pen & wash with pink & cream washes (445 × 610)

6 Transverse section through nave looking W, longitudinal section looking S & section(s) through stairs & tower looking W & through tower looking E
(450 × 605)

7 Transverse section through chancel looking E
(450 × 605)

8 Transverse section through nave looking E
(450 × 610)

9 *Elevation of E parts & W elevation of vestry*
(445 × 605)

10 *N elevation of E parts*
(445 × 610)

11 *E elevation*
(445 × 605)

6-11 Insc: As above, with the stamp of the ICBS, which includes *Plans | approved | 22 Mar 89*
Pen & coloured washes
5-11 s: *John Oldrid Scott F.S.A. | 31 Spring Gardens, London*

12 Plan of foundations, drainage & paving of E parts
s: *John Oldrid Scott F.S.A. | 35. Spring Gardens, London*
Pen & wash, pink wash & red pen (460 × 670)

3-12 Scale: $\frac{1}{8}$ in to 1 ft

Insc: As above, *Church of S. Mary Woolwich No.1 to No.10* respectively | (except No.12) *Proposed additions*, labelled, with (except Nos.4, 5, 9-11) dimensions given & *J. W. Bunning & Son*

13 Design for pulpit

Plan & elevation

Scale: $\frac{1}{2}$ in to 1 ft, 1 in to 1 ft

Insc: As above, *St Mary's Woolwich | Design for pulpit (moveable) | A & labelled, with dimensions given*
s & d: *J O Scott | Feb. 2. 99*
Pencil (255 × 355)

14 Design for altar cross

Rough elevation &, inset, plan

Insc: *Woolwich & labelled*
Pencil (410 × 255)

1-14 Prov: C. M. O. Scott, 1975

MSS: Ledger II, p.207; Ledger III, p.35

Ledger II records that seating was carried out by the Midland Joinery Co. of Birmingham in 1884, that a contract was concluded with J. W. Bunning & Son for enlargement of the church in 1893, that work was carried out 1894-96, and that the pulpit was executed by A. Robinson in 1900. In addition, Ledger III records that fees for superseded plans for enlargement were charged in 1892 and fees in connection with an altar cross in 1900.

LONDON: Church of St Mary the Virgin, Hayes (Kent), Bromley

See Scott, George Gilbert Jnr & Scott, John Oldrid [7]

[47] LONDON: Church of St Peter, St Peter's Road, Croydon (Surrey)

Contract drawing for vestry

Plan

Scale: $\frac{1}{4}$ in to 1 ft

Insc: *S. Peter. Croydon. No.1 | New vestry and entrance, labelled, with dimensions given & (in pencil) notes & for Strange & Sons | Chas M Stran ... (lost)*
s: *John Oldrid Scott F.S.A. | 35 Spring Gardens, Lo ... (lost)*

Pen & wash with cream & pink washes (435 × 640), lower right corner lost

Prov: C. M. O. Scott, 1975

MSS: Ledger I, pp.111, 112; Ledger II, p.165

Ledger II records that repairs to the church were carried out by Winburn in 1898, the vestry by Strange & Sons of Tunbridge Wells 1899-1900 and alterations to the reredos by Powell & Son in 1901. See also Scott, George Gilbert Snr [81]; Scott, Charles Marriott Oldrid [30].

[48] LONDON: Church of St Peter & St Paul, Harlington (Middx), Hillingdon

Survey drawing & design for restoration, adding vestry & refitting, c.1876, used as contract drawings for restoration, adding N aisle & vestry & refitting in 1879; design for adding N & S aisles & vestry, 1877 (8):

1-6 Survey drawing & design for restoration, adding vestry & refitting, used as contract drawings for restoration, adding N aisle & vestry & refitting

1 Plan of present fittings &, inset, plan of gallery

Insc: As above & labelled

w/m: J. Whatman 1875

Pen & wash with pink & buff washes (445 × 635)

2 Plan shewing proposed refitting

Insc: As above, labelled & (in pencil) *For new aisle here - (N of nave) | see fly sheet (not attached, though its position is indicated by pencil marks) & Pulpit to be here (SE corner of nave) if north aisle be built | lectern on north side*

w/m: J. Whatman 1876

Pen & coloured washes (445 × 635)

3 E elevation & transverse section(s) thro' chancel looking W & thro' nave looking E

Insc: As above, labelled, with dimensions given & (in pencil) *For end of / new aisle here* (N side of E elevation) / *see fly sheet* & (on section through nave) *For section of new aisle / see fly sheet* (the 2 fly sheet(s) are not attached, though their positions are indicated by pencil & pen marks)
w/m: J. Whatman 1875
Pen & coloured washes (445×630)

4 W elevation

Insc: As above, (in pencil) *For new aisle here* (N side) / *see fly sheet* (not attached, though its position is indicated by pencil marks) & (S side) *Aisle here as other / see plan dated July 1877* (No.7)
Pen & wash with brown & pink washes (440×630)

5 Longitudinal section looking N

Insc: As above & (in pencil) *For new arcade see fly sheet* (not attached, though its position is indicated by pencil marks)
w/m: J. Whatman 1876
Pen & coloured washes (440×630)

1-5 Scale: $\frac{3}{16}$ in to 1ft

6 Elevation(s) & section(s) of nave seats

Scale: $\frac{1}{8}$ FS, $\frac{1}{4}$ FS
Insc: As above & (in blue pen) N.B. *This drawing is the / property of / C. M. Oldrid Scott / Archt / 2 Deans Yard / Westminster / S.W.1. / Please return*
w/m: J. Whatman 1872
Pen & wash with buff & brown washes (445×595)

1-6 Insc: As above, *The Church Harlington / (Nos.3-5) Proposed restoration*, (except No.1) No.1, No.4 to No.6 & No.9 respectively, (except Nos.1 & 2) with the stamp of the ICBS, which includes *Plans / approved / 22 Jan 78*, & (except No.1) *Fassnidge & Son / Builders / April 24th 1879*
s: J. Oldrid Scott Archt / Spring Gardens. London or similar

7-8 Design for adding N & S aisles & vestry

7 *Plan shewing proposed new aisles & vestry*
Insc: As above, labelled & *Approved / J Londin* (Bishop Jackson)
Pen & coloured washes (440×665), upper right corner lost, affecting plan

8 Transverse section through nave & aisles looking E

Pen with red & buff washes (445×650)

7-8 Scale: $\frac{3}{16}$ in to 1ft

Insc: As above & *The Church Harlington*, with (lost from No.7) the stamp of the ICBS, which includes *Plans / approved / 22 Jan 78*
s & d: John Oldrid Scott Archt / 31 Spring Gardens / London or similar & (in pencil) July 1877

1-8 Prov: C. M. O. Scott, 1975

MSS: Ledger II, p.12; Ledger III, p.7
Ledger II records that work was carried out by Fassnidge & Son of Uxbridge between 1879 and 1882. *See also Scott, John Oldrid & Scott, Charles Marriott Oldrid* [18]; *Scott, Charles Marriott Oldrid* [31].

[49] LONDON: Greek Orthodox church (now cathedral) of Aghia Sophia, Moscow Road, Bayswater (Paddington), Westminster

Preliminary design; contract drawings, 1877; design, c.1877, & working drawing, 1879, for decoration (7):
1 Preliminary design

Plan

Scale: $\frac{1}{8}$ in to 1ft

Insc: Labelled

s: John Oldrid Scott / 31 Spring Gardens. London

Pen & wash with sepia & buff washes (595×775)

2-5 Contract drawings

2 End elevation or E elevation (N as built)

s: John Oldrid Scott / 31 Spring Gardens / London
Four sheets pasted together (750×900)

3 Front elevation or W elevation (S as built)

Two sheets pasted together (755×985)

4 N elevation (W as built), with modified elevation of centre part pasted over

s: John Oldrid Scott / Architect
Four sheets pasted together (755×960, modification 300×260, cut to shape of design)

5 Side elevation (E as built)

s: John O. Scott / 31 Spring Gardens / London
(695×940)

2-5 Scale: 1:44 approx. (i.e. $\frac{3}{11}$ in to 1ft)

Insc: As above, No.4 to No.7 respectively, *New Greek Church / Bayswater*, labelled, with dimensions given & *This is one of the drawings referred to in the contract signed by us this / 29 day of May 1877 / Kirk & Randall / Witness / George Low*
w/m: (except No.5) J. Whatman 1875
Pen & coloured washes, linen-backed

6-7 Design & working drawing for decoration

6 Internal elevation of centre of W or E wall
Scale: $\frac{1}{2}$ in to 1ft approx.
Insc: *Greek Church. Bayswater / Suggestion for marble lining*, with dimensions given
w/m: J. Whatman 1877
Pencil, coloured washes & pen (675×765)

7 FS detail of mosaic for tympanum of entrance door (inside)

Insc: (in pen) As above & *Greek Church Moscow Road, Bayswater*, with Greek inscription for mosaic; verso *Mavrogardato Esq*
s & d: (in pen) J. Oldrid Scott Architect / 31 Spring Gardens London S.W. & May 14th / 1879
Pencil & coloured washes (725×1370), upper edge lost

1-7 Prov: C. M. O. Scott, 1975

MSS: Ledger II, pp.74-77; Ledger III, p.3
Lit: *Builder*, XXXII, 1874, p.387; BN, XXX, 1876, pp.442, 443; XXXVI, 1879, p.271; *Builder*, XLII, 1882, pp.386, 388; BN, XLII, 1882, pp.187, 794, 808-809
J. O. Scott exhibited drawings of the church at the RA 1874, No.1158, and 1876, No.1061, and a drawing of the iconostasis at the RA 1883, No.1160. The foundation stone was laid on 18 July 1877. The church was opened for worship in 1879 and was consecrated on 5 February 1882. Ledger II records that the church was built by Kirk & Randall of Woolwich 1877-79, the clerk of works being Thomas Leigh, and that carving, the iconostasis, pulpit and other fittings and marble decoration were executed by Farmer & Brindley between 1877 and 1881. Ledger III records that fees in connection with the dome mosaics and repairs were charged in 1893. *See also Godwin, Edward William* [45].

[50] LONDON: Church of St Thomas, Rokeby Street, West Ham (Essex), Newham
Abandoned design, c.1885 &c; contract drawings, c.1889 (17):

1-11 Abandoned design

1 *Basement plan*
Insc: As above & labelled, with dimensions given & a note of accommodation

2 Plan

Insc: As above & labelled, with table of accommodation & a wax seal & (against the seal) *To be taken as the / seal of S. Alban's / July 87*

3 Transverse section(s) through nave looking E & W

4 Longitudinal section through nave looking N

5 Longitudinal section through nave looking S

3-5 Insc: As above & labelled

6 Longitudinal section through aisle looking S

7 Transverse section through chancel looking E & E elevation

8 N elevation

9 S elevation

10 W elevation

1-10 Insc: As above, with the stamp of the ICBS, which includes *Plans / approved / 18 Dec 85*
s: John O. (or Oldrid) Scott Archt London

11 Plan showing floor girders & joists

Insc: As above & labelled
s: John Oldrid Scott F.S.A. / Spring Gardens. London

1-11 Scale: $\frac{1}{8}$ in to 1ft

Insc: As above & *New church. West Ham. (or West Ham. New church.) No.1 to No.10 & No.0 respectively*

12-17 Contract drawings

12 Plan

Insc: With table of accommodation

13 N elevation

14 S elevation

15 Transverse section looking E & W elevation

16 E elevation & transverse section looking W

17 Longitudinal section through nave looking N

12-17 Scale: $\frac{1}{8}$ in to 1ft

Insc: As above, *Mission church. West Ham. No.1 to No.6* respectively, labelled, with dimensions given, some notes, with a wax seal & (against the seal) *This is to be taken / as the seal of the / Diocese of St Albans / Feb. 18/89*, with the stamp of the ICBS, which includes *Plans* (in pen) / *approved / 4 Mar 89*, (stamp, with fraction added in pen) *E.C.E. / 51 3/13 to 8/13 respectively / 2 Jan 1890*, (stamp) *Eccelesiastical Commissioners / for England / Approved & (against this stamp) Conditionally / see specification & James Longley & Co.*
s: John Oldrid Scott F.S.A. / Spring Gardens London
(No.12 J. Oldrid Scott. F.S.A. / London. S.W.)

1-17 Photographs of drawings at the NMR

Prov: C. M. O. Scott, 1975

MSS: Ledger I, p.12; Ledger II, p.237; Ledger III, p.38b

Lit: BN, XLIX, 1885, pp.768, 780; *Builder*, I, 1886, p.668; *VCH: Essex*, Vol.6, 1973, p.122

J. O. Scott exhibited a drawing of the church at the RA 1886, No.1658. Ledger III records that fees for the abandoned design were charged in 1888. Ledger II records that the church was built by James Longley & Co. of Crawley 1889-91. It was damaged by bombing in the Second World War and dem. 1957.

[51] LONDON: Government offices, Parliament Street, Westminster
Unexecuted design & working drawings for balustrade & sculptured groups above cornice of Parliament Street front of Home & Colonial Offices (evidently as proposed by Sir Gilbert Scott in 1875) (4):

1-2 Design
1 Left half of *Parliament Street elevation*
Scale: $\frac{1}{8}$ in to 1 ft
Insc: As above, *Home and Colonial Offices* & (partly in pencil) labelled
Pen on linen (380 × 765)

2 Detail elevation of top of end of *Parliament Street front*
Scale: $\frac{1}{4}$ in to 1 ft
Insc: As above, *New Home & Colonial Offices | Design for finishing towers & Drawing referred to in letter of the 1st of February 1875 | from the First Commissioner of Her Majesty's Works &c | to the Lords Comm of HM Treasury*
Pen on linen (300 × 455)

3-4 Working drawings
3 Half elevation of top of centre projection in *Parliament Street*
Pen on linen (365 × 660)

4 Elevation of end of *Parliament Street front* & section through wall
Pen on linen (1250 × 410)

3-4 Scale: $\frac{1}{2}$ in to 1 ft
Insc: As above, *Home and Colonial Offices* & labelled, with dimensions given

1-4 Prov: C. M. O. Scott, 1975
See also Scott, George Gilbert Snr [84]; Barry, Sir Charles; Barry, Charles Jnr; Brodrick, Cuthbert; Goetze, Sigismund Christian Hubert [2]; Pollen, John Hungerford [26]; Pullan, Richard Popplewell [2], [3]; Stevens, Alfred [36].

[52] LONDON: St John's Gate, St John's Lane, Clerkenwell (Finsbury), Islington
Design for restoring ground floor of E wing; rough design for roof to hall, 1894; contract drawings, c.1901, design, 1901, & working drawings, c.1901, for new wing &c; all for the Order of St John of Jerusalem (15):

1 Design for restoring ground floor of E wing
Plan
Scale: $\frac{1}{4}$ in to 1 ft
Insc: As above, *S. John's Gate Clerkenwell, Ground floor east wing* & labelled, with dimensions given
s: John Oldrid Scott F.S.A. | *Spring Gardens London*
Pen & wash with red & blue washes on linen (355 × 510)

2 Rough design for roof to hall
Perspective & details of roof
Insc: *St Johns Gate | Hall* & labelled
s & d: JOS | 25/1/94
Pen & pencil (350 × 250)
Verso: Rough perspective of roof
Pencil

3-6 Contract drawings for new wing &c
3 *Basement plan*
Pen & wash with red wash (490 × 320)

4 *Ground floor plan*
Pen & coloured washes (490 × 325)

5 *Mezzanine plan*
Pen & coloured washes (495 × 320)

6 *2nd floor plan*
Pen & wash with red & cream washes (490 × 320)

3-6 Insc: As above & *Thos J Thompson | Walter Hill | W. Stuart Thompson*
s & d: John Oldrid Scott F.S.A. | 35 *Spring Gardens. London* | February 1901

7-10 Design for new wing &c
7 *2nd floor: plan of ceiling*
(395 × 320)

8 *Roof plan*
(355 × 320)

9 *Section(s) looking W & N*
(310 × 460)

10 *Sections looking S & E*
(295 × 460)

7-10 s & d: John Oldrid Scott F.S.A. | 2. *Deans Yard. Westminster* | (evidently transcribed from the drawings of which these are tracings) February 1901
Pen & wash with brown & red washes, No.8 pink & red washes, on linen

3-10 Scale: $\frac{1}{8}$ in to 1 ft
Insc: As above, *S. John's Gate. Clerkenwell | Proposed additions, No.1 to No.8 respectively & (except No.9) labelled, with (Nos.3, 5, 6) dimensions given*

11-15 Working drawings for new wing &c
11 *Corrected basement plan*
(545 × 565)

12 *Corrected ground floor plan*
(460 × 450)

13 *Corrected mezzanine plan*
(350 × 595)

11-13 Scale: $\frac{1}{4}$ in to 1 ft
Insc: As above, *St John's Gate. Clerkenwell*, labelled, with dimensions given & No.21 to No.23 respectively | Aug. 7. 1901
s: J. Oldrid Scott. F.S.A. | 2 *Dean's Yard. S.W.*
Pen & wash with pink wash on linen

14 *Plan & elevation(s) of recesses in show room on ground floor*
Scale: $\frac{1}{4}$ in to 1 ft
Insc: As above, *S. John's Gate - Clerkenwell*, labelled, with dimensions given & No.36 | Sept. 26. 1901
s: John Oldrid Scott F.S.A. | 2. *Deans Yard. Westminster*
Pen on linen (430 × 435)

15 *Corrected plan of mezzanine floor*
Scale: $\frac{1}{4}$ in to 1 ft
Insc: As above, *S. John's Gate. Clerkenwell*, labelled, with dimensions given & No.43 | Oct. 18. 1901
s: J. Oldrid Scott F.S.A. | 2 *Deans Yard | S.W.*
Pen on linen (370 × 530)

1-15 Prov: C. M. O. Scott, 1975
MSS: Ledger II, pp.142, 143; Ledger III, p.74
Ledger II records the following: work on the great hall by John Thompson of Peterborough, 1885-86; work on the E wing by Colls & Sons, 1887; work on the ground floor of the E wing by Thompson, 1890; work on the exterior of the main building by Thompson, 1893 (and see *Builder*, LXIV, 1893, p.463); work on the exterior of the W wall of the gateway by Thompson, 1895; new wing &c by Thompson & Co., 1901-04. See also Scott, John Oldrid & Scott, Charles Marriott Oldrid [19]; Scott, Charles Marriott Oldrid [34].

LONDON: Westminster Abbey, collegiate church of St Peter
See Scott, George Gilbert Jnr & Scott, John Oldrid [8]

[53] LYDD (Kent): Church of All Saints
Contract drawings for reseating, c.1886; design for chancel seats (3):

1-2 Contract drawings for reseating
1 *Plan showing proposed reseating*
Scale: $\frac{1}{8}$ in to 1 ft
Insc: As above, with notes the & wax seal of the *Architectus*
Dioc: Cantuar & (against it) Novr 1886
s: John Oldrid Scott *Archit | Spring Gardens. London*
Pen & coloured washes (455 × 800)

2 *Elevation(s) & sections of nave seats*
Scale: 1 in to 1 ft
s: John Oldrid Scott *Architect | Spring Gardens. London*
w/m: J. Whatman 1886
Pen & buff wash (325 × 480)

1-2 Insc: As above, *All Saints Church. Lydd, Kent*, labelled, with dimensions given & James Longley

3 Design for chancel seats
Elevation(s) & section
Scale: 1 in to 1 ft
Insc: (in pen) As above, *All Saints Church. Lydd. Kent | Chancel seats & labelled & (in pencil) labelled, with dimensions given & a note dated Nov. 15/97*
s: (in pen) John Oldrid Scott F.S.A. | *Spring Gardens. London*
Pencil with buff & grey washes (440 × 655)

1-3 Prov: C. M. O. Scott, 1975
MSS: Ledger II, p.110; Ledger III, p.58
Lit: *Builder*, LXXIV, 1898, p.25
Ledger II records that nave seating was carried out by James Longley of Crawley in 1887, chancel seating by John Thompson of Peterborough partly in 1889 and partly in 1898, work on the tower by Bourne in 1903 and work on the chancel by Bourne in 1905.

[54] MANCHESTER: Church of St Paul, Oldham Road, New Cross
Contract drawings, 1875 (7):

1 *Plan*
Insc: As above & labelled, with dimensions given & table of accommodation
(480 × 635)

2 *S elevation*
(480 × 635)

3 *E elevation*
(480 × 635)

4 *W elevation & transverse section thro' nave looking W*
w/m: J. Whatman 1874
(480 × 650)

5 *Longitudinal section thro' N aisle looking S*
Insc: As above & labelled, with dimensions given
(480 × 650)

6 *Longitudinal section looking N*
Insc: As above, with dimensions given
w/m: J. Whatman 1874
(480 × 635)

7 *Transverse section(s) thro' chancel & tower & thro' nave looking E*
Insc: As above, with dimensions given
(480 × 635)

1-7 Scale: $\frac{1}{8}$ in to 1ft

Insc: As above, *New. S. Pauls Church No.1 & No.3 to No.8* respectively | *Manchester & This is one of the drawings* | (Nos.2 & 3) (*upper part of tower excepted*) | *referred to in the contract* | signed by us this 29th Oct 75 | (Nos.5 & 7) (*upper part of tower excepted*) | *Witness Geo Wood* | *Collins & Cullis*

s: *John Oldrid Scott Arch.* | *London*

Pen, coloured washes & (No.1) red pen

Prov: C. M. O. Scott, 1975

MSS: Ledger III, p.2

Lit: BN, XXIX, 1875, pp.278, 285; *British Architect*, VI, 1876, p.28; BN, XXXIII, 1877, pp.228, 239; *British Architect*, IX, 1878, p.211; BN, XXXVI, 1879, pp.568, 574

J. O. Scott exhibited drawings of the church at the RA 1875, No.947, 1877, No.1063, and 1879, No.1112. The foundation stone was laid on 1 July 1876. The church was consecrated in April 1878 and the tower was completed in 1879. The contractor was Thomas Collins & William Cullis of Tewkesbury.

[55] MANCHESTER: Church

Rough design (3):

1 E & W elevations

Insc: As above; verso *Manchester*

2 Long section looking S

Insc: As above & labelled; verso *Ch for Manchester - without clerestory*

3 Transverse section through nave looking E & W part of longitudinal section looking N

1-3 Scale: $\frac{1}{8}$ in to 1ft

Insc: As above & *Design No.2*

s: J.O.S.

Pencil (365 x 545)

Prov: C. M. O. Scott, 1975

[56] MANCHESTER: Town Hall, Albert Square

Competition design, c.1867-68

Elevation to Cooper Street

Scale: $\frac{1}{16}$ in to 1ft

Pen with sepia pen & wash

Prov: Unknown

Exhib (?): AE 1868, No.309; RA 1869, No.996

Lit: *Builder*, XXV, 1867, pp.185, 612, 625, 660; BN, XIV, 1867, pp.549, 618, 648; *Builder*, XXVI, 1868, pp.190, 249, 259-260, 392-395; BN, XV, 1868, pp.115, 162, 176-177, 237, 254-256; XVI, 1869, pp.204, 206-207

J. O. Scott submitted drawings in the preliminary competition, 1867, and was one of eight architects chosen to compete in the final competition, 1868, which was assessed by T. L. Donaldson and G. E. Street and won by Alfred Waterhouse. J. O. Scott exhibited drawings and photographs of drawings for Manchester Town Hall at the AE 1868, Nos.308-311, and 1869, Nos.167, 168, 250 & 251, and at the RA 1869, Nos.976, 978, 996, 1020 & 1021. See also Brodrick, Cuthbert.

[57] MARLOW, GREAT (Bucks): Church of All Saints

Working drawings for chancel, 1873, c.1874 & c (9):

1 N elevation

(620 x 495)

2 S elevation

(625 x 495)

3 Half E elevation, half transverse section looking E &

elevations of a buttress

(830 x 685)

4 Longitudinal section looking S

(670 x 745)

1-4 Scale: $\frac{1}{2}$ in to 1ft

Pen, coloured washes & pencil on tracing paper, backed with cartridge & linen

5 Elevation of & detail(s) of chancel arch & side arches

Scale: $\frac{1}{2}$ in to 1ft, $\frac{1}{4}$ FS

s&d: J. O. Scott | *London*, 1873

Pen, coloured washes & pencil, linen-backed (690 x 970)

6 Detail(s) of window A

w/m: J. Whatman 1874

7 Detail(s) of window B

w/m: J. Whatman 1874

8 Detail(s) of window C

9 Detail(s) of window D

6-9 Scale: $\frac{1}{4}$ FS

Pen, red pen & wash, blue & grey-brown washes & pencil, linen-backed (500 x 670)

1-9 Insc: As above, *Great Marlow Church* & labelled, with dimensions given

Prov: G. G. Scott Jnr & J. O. Scott, 1942

MSS: Ledger II, pp.130, 133; Ledger III, p.23

Lit: *British Architect*, IV, 1875, p.231; *Builder*, XXXIII, 1875, p.871; XXXIV, 1876, p.984

The foundation stone of the chancel was laid on 9 September 1875 and the chancel was opened in September 1876. The contractor was Thomas Corby of Great Marlow and the clerk of works G. R. Webster. Ledger II records that work on the nave arcades was carried out by Y. J. Lovell 1881-83, work on the roofs and floors of the nave and aisles by Lovell 1889-90 and work on the tower and spire by Lovell 1898-1900. See also Scott, Charles Marriott Oldrid [36].

[58] MELTON MOWBRAY (Leics): Church of St Mary

Design for choir seats (2):

1 Elevation(s)

2 Elevation(s) & section

1-2 Scale: 1in to 1ft

Insc: As above, *S. Mary. Melton Mowbray* | *Choir seats* & labelled

s: *John Oldrid Scott F.S.A.* | *Spring Gardens. London* Pen (440 x 650)

Prov: C. M. O. Scott, 1953

MSS: Ledger I, pp.20, 55, 56; Ledger II, p.104

Ledger II records that work on the tower and S transept was carried out by John Thompson of Peterborough 1883-85, chancel seats and paving by Thompson in 1890, chancel panelling &c by Thompson in 1892, altar rails by Gardner & Co. in 1893 and underpinning, repairs &c by Thompson & Co. 1901-02. See also Scott, John Oldrid & Scott, Charles Marriott Oldrid [20].

[59] MISSENDEN, GREAT (Bucks): Church of St Peter & St Paul

Preliminary designs, design & contract & working drawings for refitting & enlargement, c.1898-1900 (10):

1-2 Contract drawings for refitting, No.1 showing also preliminary design for vestry & organ chamber

1 Plan as proposed

Scale: $\frac{1}{8}$ in to 1ft

Insc: As above, *S.S. Peter and Paul. Great Missenden - Bucks*, labelled, N.B. | *The vestry and organ chamber* | *are not intended to be* | *built at present* & (stamp) *Exhibited at the Diocesan Registry, Oxford* | *Thomas M. Davenport* | *Registrar* | *Dated* (in pen) 15/11/98 Pen & coloured washes (430 x 630)

2 Elevation(s) & sections of nave seats

Scale: 1in to 1ft

Insc: As above & *S.S. Peter and Paul. Great Missenden*, with dimensions given Pen & buff wash (290 x 460)

1-2 Insc: As above, with the stamp of the ICBS, to which is added (in pen) *Plans* | *approved* | 17 March '99, & *W.H. Matthews* | *for Matthews Bros*

3 Preliminary design for vestry & organ chamber

Plan, N, E & W elevation(s) & section(s) looking N, E & W

Scale: $\frac{1}{8}$ in to 1ft

Insc: As above, *S.S. Peter and Paul. Great*

Missenden & labelled, with dimensions given

Pen, red pen & coloured washes on linen (395 x 535)

4 Design for vestries & organ chamber

N & E elevation(s)

Scale: $\frac{1}{8}$ in to 1ft

Insc: As above & *S.S. Peter & Paul. Great Missenden* | *Vestries*

Pencil (425 x 455)

5 Working drawing for foundations for vestries & organ chamber

Plan, N elevation & section(s) looking S & W

Scale: $\frac{1}{4}$ in to 1ft

Insc: As above, *Great Missenden Church* | *Vestries &c* & labelled, with dimensions given & a note

d: April 5 1899

Pen on linen (450 x 585)

6-9 Preliminary design & design for enlarging N aisle

6 Part longitudinal section looking N & transverse section(s) looking E & W

Pen & coloured washes (490 x 665)

7 Plan

Pen & wash with red pen & wash (480 x 660)

8 N & W elevation(s)

Pen & wash with pink & buff washes, 2 sheets pasted together (485 x 655)

9 Longitudinal section looking N & transverse section(s) looking E

Pen & coloured washes (480 x 665)

6-9 Scale: $\frac{1}{4}$ in to 1ft

Insc: As above, *Great Missenden Church* | *North aisle and porch* | (No.7) *As enlarged 1899* & (except No.8) labelled

10 Design for additional seating

Plan of seating

Scale: $\frac{1}{8}$ in to 1ft

Insc: As above, *S.S. Peter and Paul. Great Missenden*. *Bucks* & labelled

d: June 1900

Pen & coloured washes (440 x 630)

1-10 s: *John Oldrid Scott F.S.A.* | 35, *Spring Gardens. London* or similar

Prov: C. M. O. Scott, 1975

MSS: Ledger II, p.160; Ledger III, p.77

Ledger II records that work was carried out by Matthews Brothers 1899-1901. See also Scott, John Oldrid & Scott, Charles Marriott Oldrid [21].

[60] NERCWYS (Flints): Church of St Mary

Contract drawings for restoration, enlargement &

refitting, 1883 (6):

1 Plan

w/m: J. Whatman 1880

Pen & coloured washes

2 Longitudinal section looking N &, inset, elevation of S transept arch

3 Transverse sections through nave & chancel looking E
w/m: J. Whatman 1880

2-3 Pen & wash with buff & pink washes

4 E & W elevation(s)
w/m: J. Whatman 1880

5 S elevation

6 N elevation

4-6 Pen & wash with olive & buff washes

1-6 Scale: $\frac{1}{2}$ in to 1 ft
Insc: As above, *Nerquis Church. As proposed.* (altered on No.1 in pencil to *As refitted*) No.1 to No.6 respectively, (except No.2) labelled, with the stamp of the ICBS, which includes *Plans | approved | 22 Dec 82,* & (stamp, with signature added in pen) *The Midland Joinery Co | George Shelton | Proprietor*
s: John Oldrid Scott *Archit | 31 Spring Gardens, London* or similar
(330×495 approx.)

Prov: C. M. O. Scott, 1975

MSS: Ledger II, p.181; Ledger III, p.10

Ledger II records that a contract was concluded with the Midland Joinery Co. of Birmingham on 20 March 1883 and that work was carried out 1883-84.

[61] NEWBOROUGH (Staffs): Church of All Saints
Design; working drawings, c.1899-1900; design for dossal, 1900 (19):

1-6 Design

1 Plan &, inset, plan of heating chamber under tower
Insc: As above & *Copied & returned ...* (illegible) | 16-5-99

Pen & coloured washes on linen (335×505)

2 W & E elevation(s)

3 S elevation

4 N elevation

2-4 Pen & wash with pink & brown washes on linen (460×660)

5 Transverse sections through nave & through chancel & tower looking E
Pen & coloured washes on linen (455×660)

6 Longitudinal sections looking N & through chancel looking S
Pen with red, buff & brown washes on linen (430×665)

1-6 Scale: $\frac{1}{2}$ in to 1 ft
Insc: As above, *Newborough Church. No.1 to No.6* respectively & labelled, with dimensions given & some notes
s: John Oldrid Scott F.S.A. | 35. Spring Gardens, London | S.W. or similar

7-18 Working drawings

7 Plan & section of heating chamber under tower & sections of other foundations

Insc: As above & No.8 | July. 18. 1899

Pen & wash with red wash on linen (650×470)

8 Section(s) through chancel roof

Insc: As above & No.75 | Oct. 18. 1899

Pen with brown, red & yellow washes on linen (395×600)

9 Sections through nave roof

Insc: As above & No.82 | Oct 28. 1899

Pen with brown & red washes on linen (335×695)

10 Sections through organ chamber roof

Insc: As above & No.85 | Oct 31. 1899

Pen with brown & red washes on linen (235×455)

11 Modified section through organ chamber roof

Insc: As above & No.88 | Nov. 3. 1899

Pen & wash with brown wash on linen (385×215)

12 Drainage plan

Scale: $\frac{1}{2}$ in to 1 ft

Insc: As above & No.93 | Nov. 29. 1899

Pen & red wash on linen (325×445)

13 Plan & section(s) of choir vestry roof

Insc: As above & No.106 | Jany. 4. 1900

Pen with red, brown & cream washes on linen (470×540)

14 Elevation(s) of ringing chamber & tower stairs

Insc: As above & No.110 | January. 17. 1900

Pen on linen (385×670)

15 Plan, elevation & section(s) of chancel gable

Insc: As above & No.113 | Jany. 30. 1900

(385×565)

16 Plan(s) & elevation of octagonal upper part of tower

Insc: As above & No.122 | April. 19. 1900

(780×405)

17 Section through octagonal upper part of tower

Insc: As above & No.123 | April 19. 1900

(780×295)

18 Plan(s) & section(s) of 2 floors in tower

Insc: As above & No.136 | May. 18. 1900

(380×500)

15-18 Pen & wash with brown & red washes on linen

7-18 Scale: (except No.12) $\frac{1}{2}$ in to 1 ft

Insc: As above, *Newborough Church* & labelled, with dimensions given & some notes

s: (except No.9) John Oldrid Scott F.S.A. | 35. Spring Gardens, London, S.W. or similar

19 Design for dossal

Elevation

Scale: $\frac{1}{2}$ in to 1 ft

Insc: *Newborough Church | Design for dossal* & labelled s & d: JOS | 10/10/00

Pen & pencil (355×250)

Verso: FS details of wood frame to dossal

Insc: Labelled, with dimensions given

Pencil

1-19 Prov: C. M. O. Scott, 1975

MSS: Ledger I, p.103; Ledger II, p.197

Lit: Pevsner, *Staffs*, 1974, p.208

Ledger II records that the church was built by Lowe & Son 1899-1901.

[62] NEWICK (Sussex): Church of St Mary
Preliminary design & contract drawings, including a survey drawing, 1886, for enlargement (9):

1 Preliminary design

Plan, with key to *old work undisturbed, old work rebuilt & new work*

Scale: $\frac{3}{16}$ in to 1 ft

Insc: As above, *Newick Church. Sussex | Proposed enlargement* & labelled, with table of accommodation

s: John Oldrid Scott. *Architect | 31 Spring Gardens, London*

Pen & coloured washes (445×645)

2-9 Contract drawings

2 Plan as at present

Scale: $\frac{3}{16}$ in to 1 ft

Insc: As above, *Newick Church - Sussex* & labelled s: John Oldrid Scott - *Architect | 31, Spring Gardens - London*

Pen & coloured washes (330×555)

3 Plan

Insc: As above & labelled, with dimensions given

d: Oct. 85

4 Longitudinal section through nave looking S

5 W elevation of N aisle & transverse section through nave looking E

6 Longitudinal section through aisle(s) looking S

Insc: As above, with dimensions given

7 E elevation & transverse section through chancel looking E

Insc: As above & labelled

8 N elevation

9 S elevation

3-9 Scale: $\frac{1}{2}$ in to 1 ft

Insc: As above, *S. Mary's Church Newick & No.1 to No.7* respectively

s: J Oldrid Scott | 31 Spring Gardens S.W.

Pen, coloured washes & (Nos.5-9) watercolour (325×500)

2-9 Insc: As above, with the stamp of the ICBS, which includes *Plans | approved | 16 Apr 86, & Geo Dobson*

1-9 Prov: C. M. O. Scott, 1975

MSS: Ledger II, p.186; Ledger III, pp.11, 12

Ledger II records that a contract was concluded with George Dobson of Colchester on 6 May 1886, that work was carried out 1886-87, the clerk of works being George Hannaford, and that various fittings &c were executed between 1890 and 1905.

[63] NORTHAMPTON: Church of St Peter

Working drawing for organ case

Elevation towards chancel

Scale: 1 in to 1 ft

Insc: As above, *S. Peter's Church, Northampton | Organ case* & labelled

Pen on tracing paper (680×470)

Prov: Thompson, 1974

MSS: Ledger II, p.24; Ledger III, p.17

Lit: (reredos &c) BN, XXXVII, 1879, p.386

Ledger II records that the following work was carried out in 1879: the reredos by Henry Poole & Sons, decoration in the chancel by Burlison & Grylls and tile paving in the chancel by William Godwin of Lugwardine; it records that subsequent work included new aisle roofs by Henry Martin of Northampton, 1881, and the organ case by John Thompson of Peterborough, 1884. See also Scott, George Gilbert Snr [159].50, 51.

NORWICH: RC church of St John the Baptist, St Giles' Gate

See Scott, John Oldrid & Scott, Charles Marriott Oldrid [22]

OXFORD (Surrey): Church of St John the Baptist, Hurst Green

See Scott, John Oldrid & Scott, Charles Marriott Oldrid [23]

[64] OXTEDE (Surrey): Church of St Mary the Virgin
Design for chancel screen, 1903
Elevation
Scale: 1in to 1ft
Insc: *Oxte Church | Design for chancel screen*
s&d: J.O.S. 22/1/03
Pen (685×505)
Prov: C. M. O. Scott, 1953

OXTEDE (Surrey): Cottages, East Hill
See Scott, John Oldrid & Scott, Charles Marriott
Oldrid [24]

OXTEDE (Surrey): Pinehurst, East Hill
See Scott, John Oldrid & Scott, Charles Marriott
Oldrid [25]

OXTEDE (Surrey): Ridgeway House (now Blunt House)
See Scott, John Oldrid & Scott, Charles Marriott
Oldrid [26]

PORTSMOUTH (Hants): Church of St James, Milton
Park Avenue, Milton
See Scott, John Oldrid & Scott, Charles Marriott
Oldrid [27]

POTTERS BAR (Middx, now Herts): Church
See Scott, John Oldrid & Scott, Charles Marriott
Oldrid [28]

[65] RADLEY (Berks): Church of St James the Greater
Design, c.1900, & working drawings for restoration
(8):

1 Design
Plan

Scale: 1/2in to 1ft
Insc: As above, *Radley Church, Oxon* (sic) & labelled,
with the stamps of the ICBS, 1 of which includes
Plans | approved | 28 Mar. 1900
s: John Oldrid Scott F.S.A. | 35 *Spring Gardens*, altered
(in pencil) to 2 *Deans Yd | London S.W.*
Pen & coloured washes (360×485)

2-8 Working drawings
2 Plan, elevation, section & details of *platform for
chancel seats*
Scale: 1in to 1ft, FS
Pencil & coloured washes (385×560)

3 Elevation of *chancel arch*
Scale: 1in to 1ft
Pencil with cream & grey washes (575×385)

4 FS details of *chancel arch*
Pencil with blue, pink & cream washes (590×765),
upper right corner lost

5 FS details of *chancel roof*
Pencil & coloured washes (525×355)

6 Sections & details of *nave roof*
Scale: 1in to 1ft, FS
Pencil with buff, brown & grey washes (560×760)

7 Plan(s), section(s) & details of *new ceiling in tower*
Scale: 1/2in to 1ft, FS
Pencil with grey, pink & cream washes (375×760)

8 Elevations, sections & details of *louveres for tower
windows*
Scale: 1/8FS, FS
Pencil with buff & grey washes (1145×490)

2-8 Insc: As above, *Radley Church* & labelled, with
dimensions given & some notes
s: J. Oldrid Scott F.S.A. | 2 *Dean's Yard | Westminster |
S.W.* or similar
1-8 Prov: C. M. O. Scott, 1975
MSS: Ledger II, p.195; Ledger III, p.86
Ledger II records that work was carried out by Wyatt
in 1902.

RHYL (Flints): Church of St Thomas
See Scott, John Oldrid & Scott, Charles Marriott
Oldrid [29]

[66] RIPON (Yorks): Cathedral church of St Peter
& St Wilfrid
Designs & working drawings for a lobby & stalls,
1901-02 (10):
1-2 Design & working drawing for lobby to W
doorway
1 *Front & side elevations*
Scale: 1/2in to 1ft
Insc: As above, *Ripon Cathedral | Design for lobby | to
west doorway* & labelled
s&d: J O Scott | 21/8/01
Pen (255×355)

2 *Plan & details*
Scale: 1/2in to 1ft, 1/4FS
Insc: As above, *Ripon Catbl | Lobby & labelled*
s: J O Scott
Pencil (255×355)

3-5 Design for nave stalls
3 *Plan*
Scale: 1/4in to 1ft
Pen, brown, buff & blue washes & pencil (255×355)

4 *Front elevation*
Scale: 1in to 1ft
Pen (255×355)

5 *End elevation*
Scale: 1in to 1ft
Pen (255×355)

3-5 Insc: As above, *Ripon Cathedral | Nave stalls &
labelled*
s&d: J O Scott | 22/8/01 & (No.5) 21/8/01

6-10 Working drawings for nave stalls
6 *Details*
Scale: 1/4FS
Insc: As above, *Ripon nave stalls & labelled*, with
dimensions given
s: J O Scott
Pencil (255×355)

7-10 Recto & verso: FS details
Insc: *Ripon nave stalls & labelled*
s&d: JOS | (Nos.7-8) 30/1/02 & (Nos.9-10) 31/1/02
Pencil (255×355)

1-10 Prov: Thompson, 1974
MSS: Ledger I, pp.86, 114; Ledger II, p.193
Ledger II records that nave stalls and a lobby were
carried out by John Thompson & Co. of
Peterborough in 1902, additions to the nave stalls
by Thompson & Co. in 1903, lobbies and stall
canopies by Thompson & Co. in 1905 and external
repairs by Ullathorne in 1911. See also Scott, George
Gilbert Snr [111].

[67] RIPON (Yorks): Hospital of St Mary
Magdalene
Design for a terrace of 6 almshouses (2):
1 *Corrected plan*
Pencil with buff & pink washes (335×470)

2 *Corrected front* (i.e. S) *elevation*
Pencil & coloured washes (330×470)

1-2 Scale: 1/2in to 1ft
Insc: As above, *Ripon Almshouses* & labelled, with
dimensions given
s: John Oldrid Scott F.S.A. | *Spring Gardens, London*
Prov: C. M. O. Scott, 1953
MSS: Ledger I, p.63; Ledger II, p.215
Ledger II records that work was carried out by Trees
1892-93.

[68] ROMNEY, NEW (Kent): Church of St Nicholas
Design for refitting, c.1879
Plan
Scale: 1/2in to 1ft
Insc: *S. Nicolas Church New Romney | Plan showing
re-fitting* & labelled, with the wax seal of the
Architectus Dioc: Cantuar & (against the seal)
November 1879
s: J. Oldrid Scott, F.R.I.B.A. | 31 *Spring Gardens
London*
Pen & coloured washes (440×640)
Prov: C. M. O. Scott, 1975
MSS/Lit/Note: See Scott, George Gilbert Snr [113]
See also Scott, George Gilbert Snr [113].

RYDE (IOW): Church of All Saints
See Scott, George Gilbert Snr [115]
(including drawings used by John Oldrid Scott)

[69] ST ALBANS (Herts): Cathedral church of
St Alban
Unexecuted design for W front, c.1879; design for
return stalls; design for choir pulpit; survey drawings
& design for remainder of stalls, 1902; rough designs,
1903, & design for throne (11):
1 Design for W front
Rough elevation
Scale: 1/4in to 1ft
Insc: *S. Albans | West front & labelled & (on vane)
EBD* (probably referring to Edmund Beckett Denison)
s: J.O.S.
w/m: J. Whatman 1879
Pencil (870×685)

2 Design for return stalls
Perspective from E
Insc: *S. Albans, Cathedral | Return stalls*
s: John Oldrid Scott, *Architect* | 31 *Spring Gardens |
London, S.W.*
Pen, cartridge-backed (450×535)

3-4 Design for choir pulpit
3 *Plan*
Pen & wash with red pen

4 *Elevation*
Pen

3-4 Scale: 1in to 1ft
Insc: As above, *Saint Albans Cathedral | Pulpit &
(No.3) labelled*
s: John Oldrid Scott *Architect* | *Spring Gardens, London*
(525×445)

5-8 Survey drawings & design for remainder of stalls
5 *Plan of choir*, showing return stalls
Scale: 1/4in to 1ft
Pen & wash with buff & brown washes (385×560)

6 *Rough plan, elevation & section of return stalls*
Scale: 1in to 1ft
Pen & wash with buff & brown washes & pencil
& red crayon (560×385)

5-6 Insc: As above, *S. Alban's Abbey | Choir stalls &
labelled*, with dimensions given
d: Aug. 23, 02

7 Plan of choir

Scale: $\frac{1}{4}$ in to 1ft

Insc: As above, *S. Alban's Abbey* | *Plan of proposed choir stalls*, labelled, with dimensions given & table of accommodation & I consent to the execution of this work | *Grimthorpe* | 30 Dec 1902

d: 1902

Pen & wash with olive wash (380×555)

8 Elevation & section of stalls

Scale: 1in to 1ft

Insc: As above, *S. Albans Abbey* | *Proposed choir stalls* & labelled, with dimensions given

d: 1902

Pen & coloured washes (555×380)

9-11 Rough designs & design for bishop's throne

9 Front & side elevations of canopy

Insc: *St Albans throne* & labelled, with dimensions given

s&d: JOS | 15/1/03

10 Front & side elevations of throne & desk

Insc: *St Albans Cathl* | *Bishop's throne* & dimensions given

s&d: JOS | 17/1/03

9-10 Scale: 1in to 1ft

Pencil (355×255)

11 Front & side elevation(s)

Scale: 1in to 1ft

Insc: As above & *S. Alban's Abbey* | *Design for bishop's throne*; verso *Returned* (stamp) 27 Feb 1906

Pen with brown & buff washes, cartridge-backed (900×600)

1-11 Prov: C. M. O. Scott, 1953 (Nos.2-4, 9-11) & 1975 (Nos.1, 5-8)

MSS: Ledger II, pp.106, 107; Ledger III, p.28

Lit & reprd: (W front) T. N. Marks, *The Proposed restoration of the west front of St Alban's church, by the Freemasons of England. A letter to the secretary of the restoration committee*, 1879; BN, XXXIX, 1880, pp.644, 652-653; *Sacristy*, III, 1881, pp.129-133; *Transactions of the SPAB for the year ending December 31st 1880*, 1881, pp.5-15; (return stalls) BN, XXXIX, 1880, pp.674, 683 (No.2 reprd); (pulpit) BN, XLV, 1883, p.148; *Builder*, LIV, 1888, p.158; (throne) BN, LXXXV, 1903, pp.266-267; LXXXVI, 1904, p.780; *Builder*, CLX, 1915, pp.189, 190 & pl. following

Ledger II records that return stalls (the Mildmay memorial) were executed by Farmer & Brindley 1881-84, the choir pulpit by Christopher Miskin of St Albans and Farmer & Brindley in 1883 and the remainder of the stalls and the throne by Robert Bridgeman & Sons of Lichfield 1904-05. *See also* Scott, George Gilbert Snr [116]; Scott, George Gilbert Jnr [68]; Scott, John Oldrid & Scott, Charles Marriott Oldrid [30]; Scott, Charles Marriott Oldrid [46]; Blacking, William Henry Randoll.

[70] ST DAVID'S (Pemb): Cathedral church of St David

Design for choir pulpit; survey drawing; design for E window of chapel of St Edward; working drawing for completing inside of W window of S aisle of nave, 1895; contract drawing for Lady chapel groining, roof &c, 1900; working drawing for screen from N transept to chapel of St Thomas (6):

1 Design for choir pulpit

Plan(s) & elevation &c, added, *elongated plan* & *elevation of steps*

Scale: $\frac{1}{2}$ in to 1ft, 1in to 1ft

Insc: As above, *S. Davids Cathedral* | *Pulpit* & labelled s: J. Oldrid Scott F.R.I.B.A. | *Spring Gardens London*

Pen with pencil added (535×350)

2 Survey drawing

Plan

Scale: $\frac{1}{4}$ in to 1ft

Insc: As above, *St Davids Cathedral* & labelled, with dimensions given

Pen on linen (570×650)

3 Design for E window of chapel of St Edward

Elevation

Scale: 1in to 1ft

Insc: *S. Davids Cathedral* | *Eastern chapel* (sic) | *East window*, with notes

s: John Oldrid Scott F.S.A. | *Spring Gardens London*

Pencil & cream wash (400×320)

4 Working drawing for completing inside of W window of S aisle of nave

Plan, elevation, *section* & detailsScale: $\frac{1}{2}$ in to 1ft, FS

Insc: As above, *St Davids Cathedral* | *Completion of inside of west window of south aisle of nave* & labelled d: July. 8. 1895

Pen & pencil on linen (565×755)

5 Contract drawing for Lady chapel groining, roof &c

Plan & E elevation of chapel

Scale: $\frac{1}{4}$ in to 1ft

Insc: As above, *S. Davids Cathedral. Lady chapel* | *Groining, roof &c*, (in pencil) No.1, labelled & *This is one of the drawings referred to in the contract entered into this day between the Dean and Chapter of St David's as employers of the one part and myself as contractor of the other part* | *Dated the 5th day of June 1900* | *Wm Thomas Bridge Street* | *Haverfordwest* s: John Oldrid Scott F.S.A. | 35. *Spring Gardens, London*

Pen, sepia pen & wash & blue wash (655×450)

6 Working drawing for screen from N transept to chapel of St Thomas

Plan, elevation & details

Scale: 1in to 1ft, FS

Insc: *S. Davids Cathedral* | *Screen from Nth transept* | *to S Thomas chapel* & labelled, with dimensions given s: John Oldrid Scott F.S.A. | 35. *Spring Gardens, London*

Pencil (660×510)

1-6 Prov: C. M. O. Scott, 1975

MSS: Ledger I, p.70; Ledger II, p.100; Ledger III, p.51

Ledger III records that fees in connection with the choir pulpit were charged in 1880. Ledger I records that the balance of fees in connection with work on the W front and S transept and fees in connection with work on the unroofed eastern chapels were charged in 1890, fees in connection with work on the Lady chapel in 1893 and fees in connection with work on the nave roof, S aisle and library in 1896. Ledger II records that work on the Lady chapel was carried out by William Thomas of Haverfordwest 1900-02. *See also* Scott, George Gilbert Snr [117]; Scott, John Oldrid & Scott, Charles Marriott Oldrid [31].

[71] SALHOUSE (Norfolk): Church of All Saints

Design for nave seats, c.1881

Elevation(s) & section(s)

Scale: 1in to 1ft

Insc: As above, *All Saints Church, Salhouse, Norfolk. No.8* | *Nave seats* & labelled, with dimensions given & the stamp of the ICBS, which includes *Plans* | *approved* | 20 May 81

s: John Oldrid Scott Archt | *Spring Gardens, London*

Pen & wash, buff & brown washes & pencil (440×625)

Prov: C. M. O. Scott, 1975

MSS/Lit/Note: *See* Scott, George Gilbert Snr [121]

See also Scott, George Gilbert Snr [121] (drawings used by J. O. Scott).

[72] SANDWICH (Kent): St Bartholomew's Hospital, Deal Road, chapel

Contract drawing for seating, 1887

Plan of nave

Scale: $\frac{3}{16}$ in to 1ft

Insc: *St Bartholomew's Chapel, Sandwich* | *Amended plan of seating, No.1A* | *For chancel see No.1*, labelled, with a note & J J Wise | 28 March 1887

s&d: J. Oldrid Scott. Archt | 31 *Spring Gardens* | *London, S.W.* & *Jany* 1887

Pen, blue, cream & buff washes & pencil (315×390)

Prov: C. M. O. Scott, 1975

MSS/Lit/Note: *See* Scott, George Gilbert Snr [124]

See also Scott, George Gilbert Snr [124] (drawings used by J. O. Scott).

SELBY (Yorks): Abbey church of St Mary & St German

See Scott, John Oldrid & Scott, Charles Marriott Oldrid [32]

SHREWSBURY (Salop): Church of St Mary the Virgin *See* Scott, John Oldrid & Oswell, Arthur Edward Lloyd

[73] SIMPSON (Bucks): Church of St Thomas the Apostle

Design for refitting (2):

1 Plan as proposed

Scale: $\frac{1}{8}$ in to 1ft

Insc: As above & labelled

Pen & coloured washes (325×495)

2 Elevation(s) & section(s) of nave seats

Scale: 1in to 1ft

Insc: As above & labelled, with dimensions given

Pen & buff wash (350×595)

1-2 Insc: As above & *Simpson Church, Bucks*, with the stamp of the ICBS, which includes *Plans* | *approved* | 20 May 1904

s: John Oldrid Scott F.S.A. | 35. *Spring Gardens, London*

Prov: C. M. O. Scott, 1975

MSS: Ledger I, p.59; Ledger II, p.182; Ledger III, p.114

Ledger II records that work was carried out by Yirrell 1904-05. *See also* Scott, John Oldrid & Scott, Charles Marriott Oldrid [33].

SLOUGH (Bucks): Church of St Mary

See Scott, John Oldrid & Scott, Charles Marriott Oldrid [34]

SOMERSHAM (Hunts): Church of St John the Baptist

See Scott, John Oldrid & Scott, Charles Marriott Oldrid [35]

[74] SPALDING (Lincs): Church of St Mary & St Nicholas

Working drawing for restoring chapel of St Mary; design for screens between chapel of St Mary & S transept (3):

1 Working drawing for restoring chapel of St Mary

Details of roof

Scale: $\frac{1}{2}$ in to 1ft, $\frac{1}{8}$ FS

Insc: *S.S., Mary & Nicolas, Spalding, No.5* | *Chapel of S. Mary, Restoration* | *Alternative for casing old roof* & labelled, with dimensions given

s: John Oldrid Scott Archt | *Spring Gardens London*

Pencil with buff, grey & blue washes (440×635)

2-3 Design for screens

2 Elevation of screen in N arch of S. Mary's chapel

3 Elevation of screen in western arch of S. Mary's chapel

2-3 Scale: 1in to 1ft

Insc: As above, *SS, Mary and Nicolas Spalding &c* (No.3) labelled

s: John Oldrid Scott F.S.A. | 35 *Spring Gardens* | *London* Sepia pen & pen (535×455)

1-3 Prov: C. M. O. Scott, 1975

MSS/Lit/Note: See Scott, George Gilbert Snr [132]
See also Scott, George Gilbert Snr [132].

[75] SPONDON (Derbys): Church of St Werburgh
Design for restoration; contract drawings for
restoration & enlargement, 1891; working drawing for
chancel roof; designs for pulpit & stalls (8):

1 Design for restoration

Plan

Scale: $\frac{1}{2}$ in to 1 ft

Insc: *S. Werburgh, Spondon | Restoration west of chancel
arch, labelled, (in pencil) No.1 | Pencil shows new aisle |
The plan will be altered or a new plan made & labelled,
with dimensions given*

s: John Oldrid Scott F.S.A. | 35. Spring Gardens. London
Pen & coloured washes with pencil added (440 × 575)

2-5 Contract drawings for restoration & enlargement

2 W elevation

Pen with pink, brown & blue washes (655 × 445)

3 E elevation

Pen with pink & blue washes (445 × 655)

4 N elevation

Pen with pink, blue & brown washes (445 × 665)

5 Longitudinal section looking N

Pen & coloured washes, cartridge-backed (435 × 660)

2-5 Scale: $\frac{1}{2}$ in to 1 ft

Insc: As above, *S. Werburgh, Spondon. No.2, No.3,
No.5 & No.7 respectively | Restoration & enlargement,
(except No.5) labelled & Bentley Rudd*
s: John Oldrid Scott F.S.A. | 35. Spring Gardens. London

6 Working drawing for chancel roof

Longitudinal & cross sections

Scale: 1 in to 1 ft

Insc: As above, *S. Werburgh Spondon | Chancel roof &
labelled, with dimensions given*

s: J. Oldrid Scott F.S.A. | ... (lost) Spring Gardens
Pencil (560 × 760)

7 Design for pulpit

Plan & elevation

Scale: 1 in to 1 ft

Insc: As above, *S. Werburgh, Spondon | Pulpit &
labelled*

s: John Oldrid Scott F.S.A. | 35. Spring Gardens. London
Pen & wash & buff & yellow washes with pencil
added (500 × 330)

8 Design for stalls

Elevation(s) & section

Scale: 1 in to 1 ft

Insc: As above, *S. Werburgh, Spondon | Chancel stalls &
labelled, with dimensions given*

s: John Oldrid Scott F.S.A. | 35. Spring Gardens | London
Pen & wash & buff & brown washes with pencil
added (500 × 665)

1-8 Prov: C. M. O. Scott, 1953

MSS: Ledger II, p.238; Ledger III, p.24

Ledger II records that a contract was concluded with
Rudd & Son of Grantham in 1891, that work was
carried out 1891-93 and that the pulpit was executed
by Rudd & Son in 1893 and an organ chamber by
Walker & Slater in 1903.

[76] STAFFORD: Church of St Chad

Unexecuted design for S transept (3):

1 Plan

Pen & coloured washes (445 × 635)

2 S, E & W elevation(s)

Pen & wash with pink & buff washes (440 × 635)

3 Section(s) looking N & W

Pen & wash with pink & buff washes (440 × 645)

1-3 Scale: $\frac{3}{16}$ in to 1 ft

Insc: As above, *S. Chad, Stafford. No.1 to No.3
respectively | South transept & (except No.2) labelled
s: John Oldrid Scott F.S.A. | 35. Spring Gardens. London*

Prov: C. M. O. Scott, 1975

MSS: Ledger I, p.14

Ledger I records that fees in connection with an
organ case were charged in 1893 and fees for plans
for a S transept in 1894. See also Scott, George Gilbert
Snr [134].

[77] STAFFORD: Church of St Mary the Virgin,
Newport Road, Castlechurch

Working drawing for N aisle, c.1898

N & W elevation(s), transverse section looking W &
longitudinal section looking N through W end of
N aisle

Scale: $\frac{1}{2}$ in to 1 ft

Insc: As above, *Castle Church Stafford. North aisle of
nave & labelled, with dimensions given; verso,
addressed (in pen) to Mr G. R. Bridgeman | Castle
Church | Stafford, stamped & franked Lichfield | OC 28 |
98*

s: John Oldrid Scott F.S.A. | 35. Spring Gardens. London
Pencil with yellow, pink & buff washes (475 × 1140)

Prov: C. M. O. Scott, 1975

MSS/Lit/Note: See Scott, George Gilbert Snr [135]

See also Scott, George Gilbert Snr & Moffatt,
William Bonython [11]; Scott, George Gilbert Snr
[135] (including a drawing used by J. O. Scott).

STEWKLEY (Bucks): Church of St Michael & All
Angels

See Scott, John Oldrid & Scott, Charles Marriott
Oldrid [36]

[78] STOURPORT (Worcs): Church of St Michael,

Lower Mitton

Design & working drawings (10):

1-4 Design

1 Longitudinal section looking N

Insc: As above, *Design for new parish church. No.4 |
Mitton, Office copy, Limit of this contract indicated &
labelled, with dimensions given*
Pen on linen (465 × 705)

2 W elevation

Insc: As above, *Mitton Church. No.5 & Limit of this
contract indicated*
s: J. Oldrid Scott Architect | ... (lost) Gardens
Pen on tracing paper, backed with cartridge & linen
(565 × 445)

3 E elevation

Insc: As above, *Design for new parish church. No.6 |
Mitton & East end of nave & aisles | included | in this
contract*
s: J. Oldrid Scott | 31. Spring ... (lost)
Pen on tracing paper, backed with cartridge & linen
(375 × 440)

4 S elevation

Insc: As above, *Mitton Church. No.7 & Limit of this
contract indicated*
s: John O. Scott, Archt | Spring Gardens | London
Pen on linen (625 × 780)

1-4 Scale: $\frac{1}{8}$ in to 1 ft

5-10 Working drawings

5 Details of nave arcade, tower arch & arches E of N &
S aisles

Insc: As above, *Mitton Church. Contract details No.9,
3/0 | thickness of | wall - given to | foreman - | March
10/88 & labelled*

s: John Oldrid Scott | Architect | 31 Spring Gardens |
London

Pencil with pink, buff & blue washes (555 × 450)

6 Details of chancel arch

Insc: As above, *Mitton Church. Contract details, No.10
& labelled*

s: John Oldrid Scott F.S.A. | 35. Spring Gardens | London
Pen & wash with red wash on linen (390 × 360)

7 Miscellaneous details

Insc: As above, *Mitton Church No.11 | Contract details
& labelled*

s: J. Oldrid Scott F.S.A. | 35 Spring Gardens | London
Pen with red & blue washes on linen (615 × 510)

8 Details of W wall of tower

Insc: As above, *Mitton Church. Contract details No.12,
Limit of estimate | April 15. 1889 indicated & labelled*
s: J. Oldrid Scott | Archt | 31 Spring Gardens | London
Pencil with pink, buff & blue washes (455 × 555)

5-8 Scale: $\frac{1}{8}$ FS

9 Details of S porch &, inset, elevations of porch
windows

Scale: $\frac{1}{8}$ FS, inset $\frac{1}{4}$ in to 1 ft

Insc: As above, *Mitton Church contract details No.14 &
labelled*

s: J. Oldrid Scott F.S.A. | 35 Spring Gardens | London
Pen with blue & red washes on linen (575 × 425)

10 Details of aisle & porch roofs

Scale: $\frac{1}{2}$ in to 1 ft, $\frac{1}{8}$ FS

Insc: As above, *Mitton Church. No.16 | Contract details,
Top of corbel | raised to | 5.9 above cap | July 15/95 &
labelled, with dimensions given*
s: John Oldrid Scott Archt | Spring Gardens | London
Pencil with buff, blue & brown washes (455 × 540)

1-10 Prov: C. M. O. Scott, 1953

MSS/Lit/Note: See Scott, George Gilbert Snr [136]
See also Scott, George Gilbert Snr [136].

SUNNINGDALE (Berks): House

See Scott, John Oldrid & Scott, Charles Marriott
Oldrid [37]

[79] TAPLOW (Bucks): Church of St Nicholas
Rough design for nave & tower, 1894, unexecuted (4):

1 Plan

(380 × 565)

2 S elevation

d: 19/6/94

(380 × 565)

3 W elevation

s & d: JOS | 19/6/94

(560 × 380)

4 Longitudinal section looking S, transverse section
looking E &, inset, details

(380 × 565)

1-4 Scale: $\frac{1}{8}$ in to 1 ft

Insc: *Taplow Church & labelled, with dimensions given*
Pencil

Prov: C. M. O. Scott, 1975

MSS: Ledger III, p.91

Ledger III records that fees for a design were charged
in 1897. See also Scott, George Gilbert Snr [138].

[80] TEWKESBURY (Glos): Abbey church of St Mary the Virgin

Design for pulpit; unexecuted designs for high altar reredos, 1886 &c; design for choir screen, 1890 (5):

1 Design for pulpit

Plan & W elevation

Scale: 1in to 1ft

Insc: As above, *Tewkesbury* (corrected in pencil)

Abbey - Pulpit & (in pencil) labelled

s: John Oldrid Scott Architect - | *Spring Gardens - London*

Pen & wash (530 × 430)

2-4 Designs for high altar reredos

2 Elevation

Scale: 1/2in to 1ft

Insc: *Tewkesbury Abbey | Design for reredos*

s: J. Oldrid Scott

Pen (635 × 485)

3 Rough elevation

Insc: *Tewkesbury | Design for reredos - stone & labelled*

s & d: J. Oldrid Scott | 14/9/86

Pen & pencil (560 × 380)

4 Elevation

Scale: 1/2in to 1ft

Insc: *Tewkesbury Abbey: Design for reredos & (in pencil)*

labelled

s: J. Oldrid Scott Archt | 31 *Spring Gardens London S.W.*

Pen (585 × 480)

5 Design for choir screen

Elevation

Scale: 1/2in to 1ft

Insc: *Design for chancel screen | Tewkesbury Abbey & Hemming Robeson | Vicar of Tewkesbury | Chairman of the vestry held | at Tewkesbury Jany 30th 1891*

s & d: J. Oldrid Scott 17/9/90

Pen (740 × 495)

1-5 Prov: C. M. O. Scott, 1953 (No.4) & 1975 (Nos.1-3, 5)

MSS: Ledger I, p.68; Ledger II, pp.17, 113; Ledger III, pp.48, 55

Lit & reprd: (pulpit) BN, XL, 1881, p.138; (screen) BN, LXII, 1892, pp.58, 70 (No.5 reprd); (repairs) *Builder*, LXX, 1896, p.122; (pulpit & screen)

H. J. L. J. Massé, *The Abbey church of Tewkesbury, with some account of the priory church of Deerhurst, Gloucestershire*, 1900, pp.44-46

Ledger III records that fees in connection with the font and font cover were charged in 1880 and fees in connection with the pulpit in 1881. Ledger II records that the choir screen was executed by Thomas Collins Tewkesbury in 1892 and that various repairs to the fabric were carried out by Collins & Godfrey of Tewkesbury between 1896 and 1908. See also Scott, George Gilbert Snr [139]; Scott, George Gilbert Jnr & Scott, John Oldrid [9]; Scott, Charles Marriott Oldrid [51]; Eden, Francis Charles.

[81] THEALE (Berks): Church of the Holy Trinity

Contract drawings for adding apse, 1891 (4):

1 Plan of existing church & apse

Insc: As above & *Theale Church*

Pencil, pen & coloured washes, cartridge-backed

(370 × 480), lower left corner lost

2 N elevation of apse & 3 bays of existing church

Insc: As above & *Theale Ch: Nr Reading No.4 |*

Berkshire

s: John O. Scott Archt | 31 *Spring Gardens | Charing X*

Pencil, pen & wash & blue-grey wash, cartridge-

backed (440 × 620)

3 E elevation of existing church & apse

Insc: As above & *Theale Church Nr Reading No.2-4 | Berkshire*

s: John O. Scott | 31 *Spring Gardens | Charing X*

Pencil with pen & wash, cartridge-backed (430 × 540)

4 Two transverse section(s) looking E & longitudinal

section through apse & 4 bays of existing church

looking S

Insc: As above & *Theale Church Nr Reading No.3 to 4*

s: J. Oldrid Scott Archt | 31. *Spring Gardens London*

Pen, pencil & coloured washes, cartridge-backed

(450 × 620)

1-4 Scale: 1/8in to 1ft

Insc: As above, labelled, with (No.1) dimensions given

& *Silver & Sons*

Prov: C. M. O. Scott, 1953

MSS: Ledger II, p.208; Ledger III, p.16

Ledger II records that a contract was concluded with

Silver & Sons of Maidenhead for the apse &c in

March 1891, that work was carried out 1891-92 and

that the pulpit was executed by A. Robinson in 1892.

[82] WENDLEBURY (Oxon): Church of St Giles

Survey drawings & contract drawings for restoration,

c.1900-01 (11):

1-5 Survey drawings

1 Plan

Pen & wash with buff wash

2 E & W elevation(s)

3 S elevation

4 N elevation

2-4 Pen

5 Transverse section through nave looking W &

longitudinal section looking N

Pen & wash

1-5 Insc: As above, *As at present - 1900 & (No.1)*

labelled

(380 × 555)

6-11 Contract drawings

6 Plan

Pen & coloured washes

7 E & W elevation(s)

Pen & wash with pink & buff washes

8 S elevation

Pen & wash with pink & buff washes

9 N elevation

Pen & coloured washes

10 Transverse section through nave looking W &

longitudinal section looking N

Pen & wash with buff & red washes

11 Transverse section(s) through transept & nave looking

E, transept looking N & chancel looking E

Pen & wash with buff & red washes

6-11 Insc: As above, *No.1 to No.6 respectively, as*

proposed, 1900 & (except Nos.10 & 11) labelled, with

the stamp of the ICBS, which includes Plans |

approved | 19 Apr. 1901, & Thos Grimsley & Son

(330 × 500)

1-11 Scale: 1/8in to 1ft

Insc: As above & *S. Giles Church. Wendlebury. Oxon.*

s: John Oldrid Scott F.S.A. | 35. *Spring Gardens. London.*

S.W.

Prov: C. M. O. Scott, 1975

MSS: Ledger II, p.112; Ledger III, p.84

Ledger II records that work was carried out by Thomas Grimsley & Son in 1901 and that chancel seats were executed by Grimsley & Son in 1903.

[83] WHISTON (Yorks): Church of St Mary

Magdalene or St James

Preliminary design & design, c.1880, for restoration,

enlargement & refitting (13):

1-6 Preliminary design

1 Plan

Insc: As above, with dimensions given & table of

acomodation

Pen & coloured washes (455 × 735)

2 Longitudinal section looking S

Pen & coloured washes (455 × 755)

3 W elevation

Pen with pink & brown washes (455 × 640)

4 E elevation

Insc: As above & (in pencil) *First design*

Pen & wash with pink wash (455 × 600)

5 N elevation

Pen & wash with pink wash (455 × 745)

6 S elevation

Insc: As above & (in pencil) *First design*

Pen & wash with pink & brown washes (455 × 740)

1-6 Scale: 3/16in to 1ft

Insc: As above, *Whiston Church - as proposed - No.1 &*

No.3 to No.7 respectively & labelled

s: John Oldrid Scott Architect | *Spring Gardens - London*

7-13 Design

7 Plan

Pen & coloured washes (440 × 660)

8 Transverse sections through chancel & nave looking E

&, inset, *plan & section of heating chamber under vestry*

w/m: J. Whatman 1880

Pen & coloured washes (450 × 665)

9 Longitudinal section looking S

w/m: J. Whatman 1880

Pen with buff, pink & grey-green washes (445 × 665)

10 W elevation

Pen & wash with pink & brown washes (440 × 630)

11 E elevation

w/m: J. Whatman 1880

Pen & wash with pink wash (440 × 655)

12 N elevation

Pen & wash with pink wash (440 × 665)

13 S elevation

Pen & wash with pink & brown washes (440 × 665)

7-13 Scale: 3/16in to 1ft

Insc: As above, *Whiston Church. Contract drawing. No.1*

to No.7 respectively (Reduced design) & (Nos.7-10)

labelled, with (Nos.7-9) dimensions given

s: John Oldrid Scott Architect | *Spring Gardens. London*

1-13 Prov: C. M. O. Scott, 1953 (Nos.1-6, 8, 9) &

1975 (Nos.7, 10-13)

MSS: Ledger II, p.144; Ledger III, p.75

Lit: *Builder*, XLVII, 1884, p.509; J. D. Griffin, *The*

Parish church of St Mary Magdalene, Whiston, Rotherham

1967, pp.22-24

Ledger II records that work was carried out by J. J.

Fast of Melton Mowbray 1882-83 and that refitting

was completed in 1884. Ledger III records that

fees in connection with enlargement and refitting

were paid by the Earl of Effingham.

[84] WING (Bucks): Church of All Saints
Survey drawing & design for restoration, vestry &c,
c.1892 (6):

1 *Present plan, October 1892*

Scale: $\frac{1}{8}$ in to 1ft

Pen & wash with buff wash (335×495)

2 *Plan as proposed*

Scale: $\frac{1}{8}$ in to 1ft

w/m: J. Whatman 1891

Pen & coloured washes (330×500), part of left edge lost

3 *Plan & half plan(s) inside & outside roof of vestry*

Pen & wash with buff & pink washes (330×655), lower left corner lost

4 *E & N elevation(s) of vestry*

w/m: J. Whatman 1891

Pen & wash with buff wash (335×650), lower left corner lost

5 *Section(s) through vestry looking N & E*

Pen & wash with buff & pink washes (330×650), holed, affecting section looking N

3-5 Scale: $\frac{1}{2}$ in to 1ft

Insc: As above & *Vestry north of nave*

6 *Details of chancel ceiling, sedilia seat & steps & altar shelf*

Scale: $\frac{1}{2}$ in to 1ft, $\frac{1}{4}$ FS

Insc: As above, *Details for estimate only & (against sedilia steps & altar shelf) Omit*

w/m: J. Whatman 1891

Pen & wash with buff & orange washes (335×655), holed & part of right edge lost

1-6 Insc: As above, *All Saints Church, Wing, Bucks* or similar, *No.1* to *No.6* respectively & labelled
s: John Oldrid Scott F.S.A. / 35. *Spring Gardens, London*
Prov: C. M. O. Scott, 1975

MSS: Ledger II, p.148; Ledger III, p.113

Lit: F. H. Tatham, 'The Restoration of Wing church', *Records of Buckinghamshire*, VII, 1897, pp.328-331

Ledger II records that work was carried out by Webster & Cannon of Aylesbury 1893-94 and that a screen was executed by A. Robinson in 1895 and a cross to the screen by Robinson in 1898.

[85] WINSLOW (Bucks): Church of St Laurence
Design for restoration & refitting, c.1884 &c; design
for restoration, c.1899 (14):

1-13 Design for restoration & refitting

1 Plan

Insc: Labelled, with table of accommodation

2 *Transverse section through nave looking W*

3 *Transverse section through chancel looking W*

4 *Longitudinal section looking N*

Insc: As above & labelled

5 *E elevation*

6 *W elevation*

7 *S elevation*

8 *N elevation*

1-8 Scale: $\frac{3}{16}$ in to 1ft

Photographs of drawings at the NMR

9 *Elevation(s) & section(s) of nave seats*

Scale: 1in to 1ft

Insc: As above & labelled, with dimensions given

Pen & wash with buff & blue washes (420×610)

1-9 Insc: As above & *St Lawrence (sic) Church - Winslow - (No.1 Winslow Church - Bucks -) No.1* to *No.8 & No.12* respectively, with the stamp of the ICBS, which includes *Plans / approved / 16 May 84*
s: John Oldrid Scott - *Archit* / 31. *Spring Gardens - London* (No.1: John Oldrid Scott / 31. *Spring Gardens / London*)

10 *Plan of chancel seats & elevation(s) & section of prayer desk*

Scale: $\frac{1}{2}$ in to 1ft, 1in to 1ft

s: John Oldrid Scott *Archit* / 31 *Spring Gardens / London* S.W.

Pen & buff wash (595×425)

11 *Elevation(s) & section(s) of choir seats*

Scale: 1in to 1ft

s: John Oldrid Scott *Archit* / 31 *Spring Gardens London* S.W.

Pen (410×600)

12 *Elevation & section of altar rail*

Scale: 1in to 1ft

s: John Oldrid Scott. *Archit* / 31 *Spring Gardens / London* S.W.

Pen (340×460)

13 *Plan & elevation of font*

Scale: 1in to 1ft

s: J. Oldrid Scott. *Archit* / 31. *Spring Gardens / London* Pencil (360×275)

10-13 Insc: As above, *Winslow Church Bucks & (Nos.10, 11) labelled*

14 *Design for litany desk*

Plan, elevation(s) & section

Scale: 1in to 1ft

Insc: As above, *S. Laurence - Winslow / Litany desk & To the glory of God and the dear memory of George Richard Greaves / who died Feby 25th 1899 the seating in this church is dedicated by his widow / - To be on a small brass plate / in middle of desk / a full size drawing will be given*
s: John Oldrid Scott F.S.A. / 35. *Spring Gardens - London*
Pencil (300×505)

1-14 Prov: C. M. O. Scott, 1975

MSS: Ledger II, p.102; Ledger III, pp.8, 22

Lit: *Builder*, XLVIII, 1885, p.85

Ledger II records that work was carried out by George Cooper of Aylesbury in 1884 (after which the church was reopened on 30 December 1884), the clerk of works being George Hannaford, and that a vestry and organ chamber were carried out by Webster & Cannon of Aylesbury in 1889, nave seats and a litany desk by Matthews Brothers in 1900 and screens by A. Robinson in 1908 and 1911.

WOLVERTON (Bucks): Sunday schools & institute, church of St George the Martyr

See Scott, John Oldrid & Scott, Charles Marriott Oldrid [38]

[86] WUGHTON-ON-THE-GREEN (Bucks): Church of the Assumption of the Blessed Virgin Mary
Design for refitting chancel; contract drawings for organ chamber, restoration of E parts & refitting, 1891; design for chancel screen (9):

1 *Design for refitting chancel*

Plan, the arrangement altered in pencil to that followed on No.2

Scale: $\frac{1}{4}$ in to 1ft

Insc: *Woughton Church / Proposed re-fitting of chancel & labelled*

s: John Oldrid Scott F.S.A. / *Spring Gardens, S.W.*

Pen & wash with pink & cream washes (305×470)

2-8 Contract drawings for organ chamber, restoration of E parts & refitting

2 *Plan*

Insc: As above, with table of accommodation & (stamp) *Exhibited at the / Diocesan Registry, / Oxford, (in pen) and / approved / T. M. Davenport / Depy Regr / 23 March 1891*

Pen & coloured washes (330×500)

3 *Transverse section through organ chamber & chancel looking W & section through organ chamber looking N*

Pen & wash with buff & pink washes (325×505)

4 *N elevation of chancel & E elevation*

Pen & wash with buff wash (325×495)

5 *S elevation*

Pen & wash with buff wash (330×500)

6 *Transverse section through chancel looking E & longitudinal section looking S*

Pen & wash with buff & pink washes (330×500)

2-6 Scale: $\frac{1}{8}$ in to 1ft

7 *Elevation(s) & section(s) of nave seats*

Scale: 1in to 1ft

Pen & buff wash (350×600)

8 *Elevation(s) & section(s) of chancel seats*

Scale: 1in to 1ft

Pen & buff wash (350×635)

2-8 Insc: As above, *S. Mary. Woughton, Bucks, No.1* to *No.5, No.7 & No.8* respectively / (Nos.3-6) *Organ chamber, etc*, labelled, (except Nos.4 & 5) with dimensions given & *John. A. Webster / William Cannon*
s: John Oldrid Scott F.S.A. / 35. *Spring Gardens, London*

9 *Design for chancel screen*

Plan, elevation & section

Scale: 1in to 1ft

Insc: As above, *S. Mary. Woughton / Chancel screen & labelled*

s: John Oldrid Scott F.S.A. / 35. *Spring Gardens / London*
Pen & wash (630×450)

1-9 Prov: C. M. O. Scott, 1975

MSS: Ledger II, p.239; Ledger III, p.20

Ledger II records that a contract was concluded with Webster & Cannon of Aylesbury on 22 May 1891, that work was carried out 1891-92 and that the chancel screen was executed by Robert Bridgeman of Lichfield in 1896 and a tower screen by Bridgeman & Sons in 1902. See also Scott, John Oldrid & Scott, Charles Marriott Oldrid [39].

[87] *Measured drawing*

LONDON: Westminster Abbey, collegiate church of St Peter, chapel of St Edmund & St Thomas the Martyr, tomb of William de Valence

FS drawing of shield held by effigy

Insc: (in pen, on separate label) *William de Valence / Earl of Pembroke, 1296 / Westminster Abbey*

Gouache on board modelled in shallow relief (525×330, cut to shape of shield)

Prov: Pres. by John Oldrid Scott, 1882

[88] Six volumes, together with 60 disbound sheets, of sketches in the nature of topographical & measured drawings of ecclesiastical &, to a lesser extent, secular buildings, fittings, furniture &c in Great Britain & on the Continent, 1860-84

The sketches are labelled, some measurements are given & a large proportion of the sketches are signed &/or dated

The sketches are generally in pencil on cartridge, though pen, sepia pen, washes & white highlighting, buff cartridge, card, &, in the case of Vol.6, tracing paper also occur; the sheets are of various sizes, half-bound in red leather with marbled boards (385×280)

The numbers & titles of Vols.1-5 are given below according to MS labels on the spines of the volumes & the title of Vol.6 according to that lettered in gold on the spine of the volume; the remaining information is derived from place names & dates inscribed against sketches

1 Exteriors

England, Wales, Scotland, France & Italy: 1862-65, 1869-71

2 Interiors

England, Wales, Scotland & France: 1862-65, 1867, 1869, 1870, 1872

3 Towers & spires

England, France & Belgium: 1862-64, 1867, 1869-71, 1873

4 Carving

England, France & Italy: 1860-62, 1864, 1867, 1869

5 Various (metalwork, church fittings, tracery, stained glass, pavements &c)

England, France & Italy: 1860, 1861, 1863, 1864, 1867, 1870

6 Tracings (including drawings in another hand, some d. 1870; the drawings by J. O. Scott are rougher than those in Vols.1-5 but of similar subjects, including also foliage patterns)

England, Wales, France, Belgium, Germany & Italy

7 Sixty disbound sheets, so similar to those in Vols.1-5 as to have been almost certainly originally contained in those volumes

England, Wales, Scotland, France & Italy: 1862, 1864, 1867, 1870, 1872, 1875, 1876, 1880, 1882, 1884

1-7 Prov: Pres. by Mrs C. M. O. Scott, 1958

Reprd: A number of the sketches are reprd in *The Spring Gardens sketch book*, 8 vols, c.1866-90

[89] Thirty-six sketchbooks, containing sketches in the nature of topographical & measured drawings, survey drawings & designs, notes & rough drafts of letters & reports relating to ecclesiastical &, to a lesser extent, secular buildings, fittings, furniture &c in Great Britain & on the Continent, 1862-1913

The sketchbooks are accompanied by a bound alphabetical index of place names in J. O. Scott's hand which refers to sketches in 33 numbered sketchbooks, all of which are present; these sketchbooks are listed below according to their original numbers; 3 additional sketchbooks, not originally numbered, are listed as Nos.34-36

Sketches are generally labelled & measurements are given; a small proportion of sketches & notes are dated

The medium is generally pencil but in some cases pen; the sketchbooks are of standard commercial manufacture, bound in full leather, half- or quarter-bound in leather with cloth boards or boards, cloth-bound, or with plain boards (255×175 largest, 155×95 smallest)

The information that follows is derived from place names & dates inscribed against sketches or contained in notes or drafts; in the case of sketchbooks Nos.31 & 35, which contain no dates, approximate dates based on the contents of the sketchbooks are given. Sketchbooks Nos.1-18, 20-30 & 33 contain lists of contents, evidently made at the time the sketchbooks were numbered and the index compiled.

1 England, Wales & Germany: 1879, 1880, 1882, 1884, 1885, 1887, 1888

2 England, Scotland, France, Germany & the Netherlands: 1873-75

3 England & Wales: 1875-78, 1899

4 England, Wales, Scotland & Belgium: 1885-89, 1893

5 England, Wales & Germany: 1888, 1897, 1900, 1902, 1906

6 England: 1883, 1905

7 England: 1897, 1901, 1902, 1905, 1907, 1908

8 England & Wales: 1889-93

9 England: 1889, 1897, 1898

10 England: 1870-72

11 England & Wales: 1873, 1875, 1877, 1878

12 England: 1872, 1887

13 England & Wales: 1890-94, 1900, 1901

14 England & Wales: 1894-96, 1900-02

15 England: 1889

16 England & Scotland: 1898, 1899, 1908

17 England & Wales: 1867

18 England & Wales: 1884

19 England: 1904

20 England: 1895-97, 1901

21 England: 1886, 1893

22 England & Wales: 1878

23 England & Scotland: 1894-97

24 England & Scotland: 1873

25 England: 1886, 1893, 1903

26 England & Wales: 1892, 1893, 1905

27 England: 1888, 1889, 1891

28 England & France: 1883

29 England: 1873, 1879

30 England: 1889, 1890, 1905, 1906

31 England & Wales: c.1903

32 England: 1872

33 England & Wales: 1901-05

34 England, France & Italy: 1862-64 (including sketches by Thomas Graham Jackson, 1 of which is signed)

35 England & Wales: c.1881-84

36 England & Wales: 1906-08, 1910, 1911, 1913

1-36 Prov: C. M. O. Scott, 1953 (?)

SCOTT, John Oldrid

& MILES, Charles Thomas

BOURNEMOUTH (Hants): Church of St John the Evangelist, Christchurch Road, Boscombe
Contract drawings, 1893 (7):

1 Plan

Insc: As above, with table of accommodation
Pen with pink & buff washes (445×630)

2 W elevation

Pen & buff wash (625×465)

3 S elevation

Pen with pink, blue & buff washes (435×645)

4 N elevation [Fig.54]

Pen with pink, blue & buff washes, cartridge-backed (550×605), parts of lower edge lost

5

Section(s) through nave looking E, inner S aisle looking S & outer S aisle looking N

Pen with pink, buff & green washes (440×610)

6 Section through chancel looking E

Pen with pink, buff & green washes (445×650)

7 Longitudinal section looking S

Pen with pink, buff & green washes (450×660)

1-7 Scale: 1/2 in to 1 ft

Insc: As above, S. Johns, Boscombe, No.2 to No.4 & No.6 to No.9 respectively, (except Nos.2 & 6) labelled, (Nos.1, 5 & 6) with dimensions given, (stamps) Ecclesiastical Commissioners for England | Approved & (lost from No.4) E.C.E. | 6085 | 6 May 1893 & Jenkins & Sons

s: (lost from No.4) John Oldrid Scott F.S.A. | 35.

Spring Gardens. London | Charles T. Miles, Bournemouth

Prov: C. M. O. Scott, 1953

MSS: Ledger II, p.245; Ledger III, p.19

Lit: Builder, LXVI, 1894, p.21; Pevsner & Lloyd, Hants, 1967, p.124

The foundation stone was laid on 27 December 1893. Ledger II records that a contract was concluded with Jenkins & Sons in 1893, that the church was built 1894-95 and that an organ case was executed by Elwell & Son of Beverley in 1902. In addition, Ledger III records that fees in connection with a W lobby were charged in 1900.

SCOTT, John Oldrid

& OSWELL, Arthur Edward Lloyd

SHREWSBURY (Salop): Church of St Mary the Virgin
Design for N porch (2):

1 Plan & N elevation

Insc: As above, labelled & (in pencil) labelled, with a note signed JOS

Pen & wash with pink & brown washes (445×655)

2 W elevation & section looking E

Insc: As above & (in pencil) labelled, with dimensions given & a note signed A.O.

Pen & coloured washes (450×650)

1-2 Scale: 1/2 in to 1 ft

Insc: As above & S. Mary, Shrewsbury | North porch

s: John Oldrid Scott F.S.A. | 35. Spring Gardens. London | & A. E. Lloyd Oswell | Shrewsbury

Prov: C. M. O. Scott, 1975

MSS: Ledger III, p.33

Ledger III records that fees in connection with unspecified work were charged in 1895 and fees in connection with the N porch in 1898.

SCOTT, John Oldrid
& SCOTT, Charles Marriott Oldrid

[1] BANGOR (Caerns): Cathedral church of St Deiniol
Design for choir screen, 1907; alternative designs
for extending choir into crossing (3)
Prov: Thompson, 1974 (1 drawing); C. M. O. Scott,
1975 (2 drawings)
MSS: Ledger I, p.91; Ledger II, p.150
Ledger II records that stalls, a screen &c (the
Penrhyn memorial) were executed by John Thompson
& Co. of Peterborough in 1909. *See also* Scott, George
Gilbert Snr [5]; Scott, George Gilbert Jnr & Scott,
John Oldrid [1]; Scott, John Oldrid [1]; Scott, Giles
Gilbert [8].

[3] BAYTON (Worcs): Church of St Bartholomew
Preliminary design, including a contract drawing, for
rebuilding chancel & restoring nave, 1903; design for
rebuilding chancel, 1904; designs for sedilia & piscina,
1904, & for altar rail, 1905 (6)
Prov: C. M. O. Scott, 1975
MSS: Ledger II, p.140; Ledger III, p.111
Ledger II records that work was carried out by H.
Smith of Kidderminster 1904-05. Ledger III records
that fees in connection with chancel stalls were
charged in 1907.

BURNMOUTH (Hants): Church of All Saints,
Catlemain Avenue, West Southbourne
See Scott, John Oldrid & Scott, Charles Marriott
Oldrid with Miles, Charles Thomas & Son

[3] BOURNEMOUTH (Hants): Church of St Michael &
All Angels & church house, Poole Road
Design for enlarging vestry, 1906; preliminary design,
1906, & design, 1907, for church house (5)
Prov: C. M. O. Scott, 1975
MSS: Ledger I, p.16; Ledger II, p.161; Ledger III,
p.65.
Ledger II records that a font was executed by Robert
Bridgeman & Sons of Lichfield in 1905 and that the
church house was built by Baker & Peary in 1908.
See also Scott, John Oldrid [4]; Shaw, Richard
Norman [4].

[4] BUCKINGHAM: Church of St Peter & St Paul
Working drawings for altering tower, 1904-05; design
for reredos (6)
Prov: C. M. O. Scott, 1975
MSS/Lit/Note: *See* Scott, John Oldrid [8]
See also Scott, George Gilbert Snr [14]; Scott, John
Oldrid [8]; Scott, Charles Marriott Oldrid [6].

[5] BURLEY (Hants): The Mount
Preliminary design & design for house & designs for
stables, terrace, forecourt & garden, 1912; working
drawing for fireplaces, 1913; designs for outbuildings
& drainage; all for W. H. Leech (14)
Prov: C. M. O. Scott, 1975
MSS: Ledger I, p.101; Ledger II, pp.14, 191
Ledger II records that work was carried out by Holley
1912-14.

[6] COMPTON PARVA (Berks): Church of St Mary &
St Nicholas
Contract drawings for N aisle, 1904-05; design for
vestry (3)
Prov: C. M. O. Scott, 1975
MSS: Ledger II, p.47; Ledger III, p.105
Ledger II records that the N aisle was built by Taylor
of East Ilsley 1905-06 and a vestry by Goodman
1911-12.

[7] EXBURY (Hants): Church of St Katherine
Survey drawing; designs for alterations & additions &
for pulpit, 1907 (4)
Prov: C. M. O. Scott, 1975
MSS: Ledger II, p.135; Ledger III, p.109
Ledger II records that work was carried out by
Mussellwhite & Sapp 1907-08 and (porch) in 1909.
See also Scott, Charles Marriott Oldrid [14].

[8] GRAHAMSTOWN (S Africa): Cathedral church of St
Michael & St George
Survey drawing; design for rebuilding nave, 1906 (4)
Prov: C. M. O. Scott, 1953 (3 drawings) & 1975 (1
drawing)
MSS: Ledger I, p.89; Ledger IV, p.53
Lit: B. F. L. Clarke, *Anglican cathedrals outside the
British Isles*, 1958, pp.26-28
The nave was built 1909-12 (Clarke, *op. cit.*). Ledger I
records that fees were paid between 1909 and 1912.
Ledger IV records that fees in connection with
seating were charged in 1914. *See also* Scott, George
Gilbert Snr [47]; Scott, John Oldrid [24].

[9] GRENDON UNDERWOOD (Bucks): Church of St
Leonard
Survey drawing, preliminary design & contract
drawing for vestry, 1903 (3)
Prov: C. M. O. Scott, 1975
MSS: Ledger II, p.140; Ledger III, p.93
Ledger II records that work on the church was
carried out by Joseph Holland 1901-02 and that a
vestry was built by Holland in 1904.

[10] HARROGATE (Yorks): Church of St Mark, Leeds
Road
Working drawings for chancel, 1903 &c (2)
Prov: C. M. O. Scott, 1975
MSS/Lit/Note: *See* Scott, John Oldrid [28]
See also Scott, John Oldrid [28]; Scott, Charles
Marriott Oldrid [19].

[11] HEREFORD: Cathedral church of the Blessed
Virgin Mary & St Ethelbert
Working drawings for W front, 1904; design for
railing & gates to W, 1907; design for reredos in Lady
chapel (4)
Prov: Thompson, 1974
MSS: *See* Scott, John Oldrid [29]; Ledger II, p.219;
Ledger IV, p.12; letter from J. O. Scott to John
Thompson & Co., d. 1912
On the W front *see* Scott, John Oldrid [29]. Ledger II
records that the Lady chapel reredos was executed by
John Thompson & Co. of Peterborough (and,
according to the letter referred to above, Peter Rendl
of Oberammergau) in 1913. *See also* Scott, John
Oldrid [29]; Godwin, Edward William [28].

[12] IFIELD (Sussex): The Mount
Survey drawings of house, 1905; contract drawing for
alterations & additions to house, c.1905; design for
walled fruit garden, c.1905; design for coachman's
cottage, 1906 (6)
Prov: C. M. O. Scott, 1975
MSS: Ledger I, p.113; Ledger II, p.200
Ledger II records that work was carried out by James
Longley & Co. of Crawley 1906-07.

[13] LEEDS (Yorks): Church of All Souls, Blackman
Lane
Design for completing tower
Prov: C. M. O. Scott, 1975
MSS/Lit/Note: *See* Scott, John Oldrid [38]
See also Scott, George Gilbert Snr [66]; Scott, George
Gilbert Jnr & Scott, John Oldrid [4]; Scott, John
Oldrid [38].

[14] LINGFIELD (Surrey): Church of St Peter & St
Paul
Design for refitting, 1911 &c (5)
Prov: C. M. O. Scott, 1975
MSS: Ledger II, p.229; Ledger IV, p.35; report on
the church, d. 1911
Ledger IV records that fees in connection with stalls
and desk fronts were charged in 1914 and fees in
connection with work on a side chapel in 1915.
See also Scott, Charles Marriott Oldrid [23].

[15] LLANDDEWI'R CWM (Brecons): Church of St
David
Design for new roof & E window to chancel, 1912
Prov: C. M. O. Scott, 1975
MSS: Ledger II, p.145; Ledger IV, p.37; specification
of works to be done in repairing & refitting the
church, d. 1912
Ledger II records that work was carried out by Smith
1913-14.

LONDON: Blunt House, Croydon (Surrey)
See [26]

[16] LONDON: Church of St Andrew, Enfield (Middx)
Design for refitting choir & chancel aisles
Prov: C. M. O. Scott, 1975
MSS: Ledger II, p.125; Ledger III, p.59
Ledger II records that repairs were carried out by
Dove Brothers in 1908 and that stalls &c were
executed by R. L. Boulton & Sons of Cheltenham in
1909.

[17] LONDON: Church of St John, Clerkenwell
(Finsbury), Islington
Alternative designs for E window to S chapel in crypt,
1903; design for altar rails, 1905 (2)
Prov: C. M. O. Scott, 1957
MSS: Ledger II, p.142; Ledger III, pp.59, 73
Ledger II records that work on the S chapel of the
crypt was carried out by Dove Brothers in 1904, work
on the S window of the crypt by Dove Brothers in
1907, work on the S wall by Dove Brothers 1907-08
and work on the S and E walls by Bowman in 1908.
Ledger III records that fees in connection with altar
rails in the crypt were charged in 1906. *See also* Scott,
John Oldrid [42]; Scott, Charles Marriott Oldrid [28].

[18] LONDON: Church of St Peter & St Paul,
Harlington (Middx), Hillingdon
Design for panelling, door, font cover & paving in
tower, 1906 (3)
Prov: C. M. O. Scott, 1975
MSS: Ledger II, p.12; Ledger III, p.67
Ledger II records that work was carried out by
A. Robinson, Farnside and Keen in 1907. *See also*
Scott, John Oldrid [48]; Scott, Charles Marriott
Oldrid [31].

[19] LONDON: St John's Gate, St John's Lane,
Clerkenwell (Finsbury), Islington
Designs for panelling, screens &c for the Order of
St John of Jerusalem, c.1910 &c (4)
Prov: C. M. O. Scott, 1975
MSS: Ledger II, p.142; Ledger III, p.74; specification
of works to be done in W wing, d. 1913
Ledger II records that work on the W wing was
carried out by Dove Brothers in 1911, work on the
E wing, chancery &c by John Thompson & Co.
of Peterborough 1911-12 and work on the W wing and
library by Dove Brothers 1913-14. *See also* Scott, John
Oldrid [52]; Scott, Charles Marriott Oldrid [34].

[20] MELTON MOWBRAY (Leics): Church of St Mary
Design for woodwork against E wall, 1904
Prov: C. M. O. Scott, 1953
MSS: Ledger I, p.56; Ledger II, p.104
Ledger II records that the chancel screen and reredos
were executed by John Thompson & Co. of
Peterborough in 1906 and that underpinning, repairs
&c were carried out by Thompson & Co. in 1906 and
1909-10. On the screen *see Architect*, LXXV, 1906,
p.160 & pl. following. *See also Scott, John Oldrid* [58].

[21] MISSENDEN, GREAT (Bucks): Church of St Peter
& St Paul
Design for vestries & organ chamber
Prov: C. M. O. Scott, 1975
MSS: Ledger II, p.160; Ledger III, p.77
Ledger II records that work on the tower was carried
out by Webster & Cannon of Aylesbury in 1906 and
that a vestry and organ chamber were built by Wright
in 1910. *See also Scott, John Oldrid* [59].

[22] NORWICH: RC church of St John the Baptist,
St Giles' Gate
Unexecuted design for fitting out crossing as
sanctuary, including altar under a ciborium, a screen
wall behind & open screens in arches to transepts,
1906-07; alternative designs for entrance gates in
boundary wall, 1907; unexecuted design for high
altar screen & triptych, 1907; design for altar rails,
1908; design for trap in tower groining, 1908; design
for rood beam (8)
Prov: C. M. O. Scott, 1975
MSS: Ledger I, pp.88, 94, 100; Ledger II, pp.246,
247; specification of materials &c for sacristy fittings,
d. 1908
Lit: *A Great Gothic Jane*, London & Brighton 1913,
pp.215-222
The church, which was built at the expense of the
Duke of Norfolk, was begun to G. G. Scott Jnr's
designs in 1882; the foundation stone was laid in 1884.
J. O. Scott succeeded his brother as architect in 1893,
as the nave and presbytery were nearing completion,
and the design of the E parts of the church is to some
extent his (*see note to Scott, George Gilbert Jnr* [56]).
He exhibited a drawing of the N transept at the RA
1903, No.1494. The church was completed in 1910.

Ledger II records that gates were executed by
Potter 1908-09 (this may refer to the gates in the
boundary wall: two pairs of these gates have recently
been removed and placed in the arcades of the
sanctuary), sacristy fittings by John Thompson & Co.
of Peterborough 1909-10 and the rood by Robert
Bridgeman & Sons of Lichfield and Peter Rendl of
Oberammergau 1910-11.

See BN, C, 1911, p.666 & pls. following; *A Great
Gothic Jane*, London & Brighton 1913, pp.165-170; (*N*
transept) *Academy Architecture*, XXIV, 1903, p.10; *BN*,
LXXXIV, 1903, p.155 & pls. following; *Builder*,
LXXXVI, 1904, p.140 & pl. following. *See also Scott,
George Gilbert Jnr* [56].

[23] OXTED (Surrey): Church of St John the Baptist,
Hurst Green
Design, 1911; working drawings, 1912; designs for
altar, screens & stalls, 1912 (23)
Prov: C. M. O. Scott, 1975
MSS: Ledger I, p.91; Ledger II, p.95
Lit: *British Architect*, LXXXII, 1914, p.160 & pl.
following; *BN*, CVI, 1914, p.744 & pl. following;
Builder, CIX, 1915, p.204 & pls. following
Ledger II records that the church (except the two
western bays) was built by Strange & Sons of
Tunbridge Wells 1912-14 and that stalls &c were
executed by R. L. Boulton & Sons of Cheltenham
in 1913. A drawing of the church was exhibited at the
RA 1914, No.1973. *See also Scott, Charles Marriott
Oldrid* [40].

[24] OXTED (Surrey): Cottages, East Hill
Design & working drawings for Arthur Charrington,
1903 (4)
Prov: C. M. O. Scott, 1975
MSS: Ledger I, p.40; Ledger II, pp.103, 241
Ledger II records that cottages were built by J. T.
Williams 1904-05.

[25] OXTED (Surrey): Pinehurst, East Hill
Design for alterations & additions for Arthur
Charrington, 1905
Prov: C. M. O. Scott, 1975
MSS: Ledger I, p.40; Ledger II, p.103
Ledger II records that work was carried out by F.
Sales & Sons of Oxted 1905-06.

[26] OXTED (Surrey): Ridgeway House (now Blunt
House)
Survey drawings of doors, fireplaces &c originally in
Blunt House, Croydon, 1905 (17)
Prov: Pres. by Mrs C. M. O. Scott, 1958

[27] PORTSMOUTH (Hants): Church of St James,
Milton Park Avenue, Milton
Contract drawings, c.1910-11 [Fig. 55]; working
drawing, c.1912 (8)
Prov: C. M. O. Scott, 1953 (7 drawings) & 1975
(1 drawing)
MSS: Ledger I, p.114; Ledger II, p.163
Lit: *BN*, CIII, 1912, p.290 & pls. following
Known as the Bernard Wilson memorial church. J. O.
& C. M. O. Scott exhibited drawings of the church
at the RA 1912, Nos.1657 & 1675. Ledger II records
that the church was built by James Longley & Co.
of Crawley 1912-14. *See also Livesay, Augustus
Frederick* [1].

[28] POTTERS BAR (Middx, now Herts): Church
Rough design, 1911 (6)
Prov: C. M. O. Scott, 1975
See also Geldart, Ernest [19].

[29] RHYL (Flints): Church of St Thomas
Contract drawings for vestries & working drawing
for altar for chapel, 1910 (4)
Prov: C. M. O. Scott, 1975
MSS: Ledger I, p.114; Ledger II, p.35
Ledger II records that a vestry was built by Thornton
& Sons 1910-11 and that work on a chapel was
carried out by Thornton & Sons and others in 1911.
See also Scott, George Gilbert Snr [110].

[30] ST ALBANS (Herts): Cathedral church of St
Alban
Designs for lectern, gas standards & railing round
shrine of St Alban, 1904; design for churchyard
railing (4)
Prov: C. M. O. Scott, 1953 (2 drawings) & 1975
(2 drawings)
MSS: Ledger I, p.25; Ledger II, pp.106, 107; Ledger
III, p.28; Ledger IV, p.8
Ledger II records that a lectern and gas standards
were executed by Potter 1904-05, the shrine railing
by Barford in 1907, an organ case and organ gallery
by Robert Bridgeman & Sons of Lichfield 1907-08,
a churchyard wall by Christopher Miskin & Son of
St Albans in 1912 and gates to the choir aisles by
Edward Norkett of Maidenhead in 1913. *See also
Scott, George Gilbert Snr* [116]; *Scott, George Gilbert
Jnr* [68]; *Scott, John Oldrid* [69]; *Scott, Charles
Marriott Oldrid* [46]; *Blacking, William Henry
Randoll*.

[31] ST DAVID'S (Pemb): Cathedral church of St
David
Working drawing for roof to chapel of St Nicholas,
1904
Prov: C. M. O. Scott, 1975
MSS: Ledger I, p.97; Ledger II, p.100; Ledger IV,
p.4
Ledger I records that fees in connection with work
on the chapel of St Nicholas were charged in 1906.
Ledger IV records that fees in connection with work
on the chapel of St Edward were charged in 1912
and 1914. *See also Scott, George Gilbert Snr* [117];
Scott, John Oldrid [70].

[32] SELBY (Yorks): Abbey church of St Mary & St
German
Design, 1910, & working drawings, 1911, for S
transept (7)
Prov: C. M. O. Scott, 1975
MSS: Ledger II, pp.108, 109; Ledger III, pp.94, 95
Lit: *Builder*, LXXIII, 1897, p.222 & pl. following;
BN, XCVI, 1909, p.9 & pl. following
J. O. Scott reported on the choir in 1889 (*see his
Selby Abbey choir and its restoration . . .*, Selby 1889).
Ledger II records that work on the choir, N transept
&c was carried out by James Ullathorne 1890-92
and that a reredos was executed by Robert Bridgeman
of Lichfield 1891-92 and sedilia by Ullathorne in 1892.
J. O. Scott exhibited a design for a new top to the
tower and a new S transept at the RA 1897, No.1889.
Although Ledger II records that work on the tower
&c was carried out by Wade 1902-03, this design
seems not to have been executed until after the church
was extensively damaged by fire in 1906. Ledger II
records that work on masonry, roofs, the tower &c
was carried out by Ullathorne 1907-10, that temporary
fittings were executed by A. Robinson in 1907, a
screen by Robert Bridgeman & Sons in 1909 and
stalls and organ cases by John Thompson & Co. of
Peterborough 1909-10, and that the S transept was
built by E. Bowman & Son of Stamford 1911-13. *See
also Scott, George Gilbert Snr* [159].56.

[33] SIMPSON (Bucks): Church of St Thomas the
Apostle
Design for font, c.1904
Prov: C. M. O. Scott, 1975
MSS/Lit/Note: *See Scott, John Oldrid* [73]
See also Scott, John Oldrid [73].

[34] SLOUGH (Bucks): Church of St Mary
Designs for tower & spire, 1912 (2)
Prov: C. M. O. Scott, 1953
MSS: Ledger II, p.63; Ledger III, p.1
The E part of the church was rebuilt to J. O. Scott's
designs 1876-80. Ledger II records that a reredos
was executed by Robert Bridgeman of Lichfield in
1895, that the nave and aisles were rebuilt by Bowyer
1911-12 and that the tower and spire were built by
Bowyer 1912-13.

[35] SOMERSHAM (Hunts): Church of St John the
Baptist
Design for reseating nave, 1910 (2)
Prov: C. M. O. Scott, 1975
MSS: Ledger I, p.41; Ledger II, p.30
Ledger II records that seats were executed by John
Thompson & Co. of Peterborough in 1911 and that a
heating chamber was built by Wade in 1913. *See also
Scott, Charles Marriott Oldrid* [49].

[36] STEWKLEY (Bucks): Church of St Michael &
All Angels
Design for vestry, 1907
Prov: C. M. O. Scott, 1975
MSS: Ledger I, p.99; Ledger II, p.191
Ledger II records that a vestry was built by Clarke &
Son in 1911.

[37] SUNNINGDALE (Berks): House
Design for Spencer Moore, 1909 (3)
Prov: C. M. O. Scott, 1975
MSS: Ledger I, p.16; Ledger II, p.116
Ledger II records that the house was built by Norris
& Co. of Sunningdale 1909-11.

[38] WOLVERTON (Bucks): Sunday schools &
institute, church of St George the Martyr
Design (3)
Prov: C. M. O. Scott, 1975
MSS: Ledger I, p.30; Ledger II, p.10
Ledger II records that the schools and institute were
built by Henry Martin in 1908. *See also* Scott, Charles
Marriott Oldrid [54].

[39] WUGHTON-ON-THE-GREEN (Bucks): Church
of the Assumption of the Blessed Virgin Mary
Rough design for lych-gate, 1907 (2)
Prov: C. M. O. Scott, 1975
MSS: Ledger II, p.239; Ledger III, p.99
Ledger III records that fees in connection with a
lych-gate were charged in 1908. *See also* Scott, John
Oldrid [86].

SCOTT, John Oldrid
& SCOTT, Charles Marriott Oldrid
with MILES, Charles Thomas & Son

BOURNEMOUTH (Hants): Church of All Saints,
Castlemain Avenue, West Southbourne
Working drawing, c.1913
Prov: C. M. O. Scott, 1975
MSS: Ledger II, p.14; Ledger IV, p.10
Lit: *Builder*, CIX, 1915, pp.204-205 & pls. following
Ledger II records that the church was built by A.
White-Bowman of Bournemouth 1913-15. Woodwork
was executed by E. Bowman & Sons of Stamford.
The church was consecrated in January 1915. *See also*
Scott, Charles Marriott Oldrid with Miles, Charles
Thomas & Son [1].

SCOTT, Charles Marriott Oldrid (1880-1952)
The seventh of John Oldrid Scott's nine children,
C. M. O. Scott was educated at Bradfield College and
was articled to Reginald Blomfield (between
c.1898 and 1901) and afterwards spent some time in
the office of G. F. Bodley. He did some work on his
own account in 1903 (*see* [41]-[43]), in which year
he was taken into partnership by his father. He
succeeded to the practice in 1913. He collaborated
with R. J. Tyndall 1925-28 and with E. Playne
1934-39.

C. M. O. Scott's practice was comparatively small
and it was not dominated by church work to quite
the extent that his father's and grandfather's had been.
He was elected L 1911, F 1934 and FSA 1935. He
practised from No.2 Dean's Yard until c.1934, from
No.26 Victoria Street c.1935-37, from No.19 Queen
Anne's Gate c.1938-50 and from No.27 Grosvenor
Place c.1951-52.
Bibl: *Who's who in architecture*, 1923 & 1926; obituaries:
Antiquaries Jnl, XXXII, 1952, p.266; *Builder*,
CLXXXII, 1952, p.453; *RIBA Jnl*, LIX, 1952, p.271

[1] AYLESBURY (Bucks): Church of St John
Designs for desks to nave seats & for chancel screen
& pulpit, 1932 (2)
Prov: C. M. O. Scott, 1975
MSS: Ledger V, pp.65-66
Ledger V records that work was carried out by
Webster & Cannon of Aylesbury in 1933.

BANGOR (Caerns): Cathedral church of St Deiniol
See Scott, John Oldrid & Scott, Charles Marriott
Oldrid [1]

BAYTON (Worcs): Church of St Bartholomew
See Scott, John Oldrid & Scott, Charles Marriott
Oldrid [2]

[2] BECKLEY (Sussex): Church House
Survey drawing; design & working drawing for
alterations & additions, 1926; all for R. S. H. Baiss
(4)
Prov: C. M. O. Scott, 1975
MSS: Ledger V, pp.41-42
Ledger V records that work was carried out by Henry
Ashenden 1926-27.

BENENDEN (Kent): Benenden School
See Scott, Charles Marriott Oldrid & Playne,
Edward; Scott, Charles Marriott Oldrid & Tyndall,
Richard John [1]

[3] BOURNEMOUTH (Hants): Church of All Saints,
Pokesdown
Design for riddel posts, cornice &c for high altar,
1929
Prov: C. M. O. Scott, 1975
MSS: Ledger V, pp.107-108
Ledger V records that a pulpit canopy was executed
by A. Robinson in 1928 and riddel posts &c by
Robinson in 1930.

BOURNEMOUTH (Hants): Church of All Saints,
Castlemain Avenue, West Southbourne
See Scott, John Oldrid & Scott, Charles Marriott
Oldrid with Miles, Charles Thomas & Son; Scott,
Charles Marriott Oldrid with Miles, Charles
Thomas & Son [1]

BOURNEMOUTH (Hants): Church of St Christopher &
parish hall, Burleigh Road, Southbourne
See Scott, Charles Marriott Oldrid with Miles,
Charles Thomas & Son [2]

BOURNEMOUTH (Hants): Church of St Michael & All
Angels & church house, Poole Road
See Scott, John Oldrid & Scott, Charles Marriott
Oldrid [3]

[4] BRADFIELD (Berks): St Andrew's College
Design for organ case & console in chapel, 1933 (2)
Prov: C. M. O. Scott, 1975
MSS: Ledger V, pp.193-194
Ledger V records that an organ case was executed by
A. Robinson in 1934. *See also* Scott, George Gilbert
Snr [10]; Scott, John Oldrid [6]; Scott, Charles
Marriott Oldrid & Tyndall, Richard John [2];
Newton, William Godfrey [3].

[5] BRADFIELD (Berks): The Red House
Survey drawing, 1918; working drawing for alterations
& additions, 1919 (2)
Prov: C. M. O. Scott, 1975
MSS: Ledger V, pp.3-4
Ledger V records that work was carried out by
Hoskings Brothers 1919-20.

[6] BUCKINGHAM: Church of St Peter & St Paul
Design for chancel screen, 1920; working drawing
for heating chamber, 1922; design for reseating nave,
1927 (3)
Prov: C. M. O. Scott, 1975
MSS: Ledger V, pp.77-78; specification for work in
forming heating chamber &c, d. 1922
Ledger V records that the chancel screen was executed
by Rattee & Kett of Cambridge in 1921, that the
heating chamber was built by H. Thomas 1922-23 and
that fees in connection with seating were paid in 1927.
See also Scott, George Gilbert Snr [14]; Scott, John
Oldrid [8]; Scott, John Oldrid & Scott, Charles
Marriott Oldrid [4].

BURLEY (Hants): The Mount
See Scott, John Oldrid & Scott, Charles Marriott
Oldrid [5]

[7] CHALFONT ST PETER (Bucks): Gellebrands
Design for underpinning &c, 1935
Prov: C. M. O. Scott, 1975
MSS: Ledger V, pp.85-86, 153-154
Ledger V records that underpinning was carried out
by Veness & Son in 1935.

COMPTON PARVA (Berks): Church of St Mary & St
Nicholas
See Scott, John Oldrid & Scott, Charles Marriott
Oldrid [6]

[8] COOLHURST (Sussex): Church of St John
Designs for screen between S transept & vestry & for
nave seats & stalls in transepts, 1915; design for
screens to organ, 1920 (3)
Prov: C. M. O. Scott, 1975
MSS: Ledger II, p.145; Ledger IV, p.64; Ledger V,
pp.73-74
Ledger IV records that fees in connection with
chancel fittings were charged in 1916. Ledger V
records that work was carried out by A. Robinson
1931-33. *See also* Scott, John Oldrid [17].

[9] CUBLINGTON (Bucks): Church of St Nicholas
Survey drawing of church & working drawing for
belfry windows, 1926 (2)
Prov: C. M. O. Scott, 1975
MSS: Ledger V, pp.167-168
Ledger V records that repairs to the tower &c were
carried out by Webster & Cannon of Aylesbury
1926-27.

[10] DUNTON (Bucks): Church of St Martin
Design for rearranging fittings, 1931
Prov: C. M. O. Scott, 1975
MSS: Ledger V, pp.139-140; report on the church, d.
1931; specification of works to be carried out in
repairs & restoration work, d. 1931
Ledger V records that repairs to the tower, nave roof
&c were carried out by Webster & Cannon of
Aylesbury in 1932.

[11] **EDINBURGH:** Episcopal cathedral church of St Mary, Palmerston Place

Design for completing W towers (perspective drawn by Charles Gascoyne, exhibited at the RA 1917, No.1346); working drawings for SW tower & spire, 1913-14, & for NW spire, 1916; design for stall canopies & screen behind in S arch of crossing, 1916 (8)

Prov: C. M. O. Scott, 1953 (2 drawings) & 1975 (6 drawings)

MSS: Ledger II, p.23; Ledger IV, p.24

Ledger II records that the completion of the W towers was carried out by Morgan & Son between 1913-16.

See also Scott, George Gilbert Snr [39]; Scott, George Gilbert Jnr & Scott, John Oldrid [2]; Burges, William, Street, George Edmund [4].

[12] **ELLESBOROUGH** (Bucks): Nurse's cottage
Design, 1929

Prov: C. M. O. Scott, 1975

MSS: Ledger V, pp.181-182; specification of works & materials, d. 1929

Ledger V records that the cottage was built by Brown & Clark in 1930.

[13] **ELLESBOROUGH** (Bucks): Yew Cottage
Survey drawings & design for alterations, 1923 (4)

Prov: C. M. O. Scott, 1975

MSS: Ledger V, pp.133-134; specification of works to be carried out in alterations & repairs, d. 1924

Ledger V records that work was carried out by G. E. Birch in 1924.

[14] **ENBURY** (Hants): Church of St Katherine

Designs for tower, including a perspective drawn by Sydney Newcombe, 1919, 1920 &c; design for stalls, 1928 (5)

Prov: C. M. O. Scott, 1975

MSS: Ledger V, pp.35-36; specification of works to be done in building tower, d. 1920

Ledger V records that work on the tower, a chapel, choir stalls &c was carried out by Mussellwhite & Son 1927-29. See also Scott, John Oldrid & Scott, Charles Marriott Oldrid [7].

FINCHAMPSTEAD (Berks): Barn Close

See Scott, Charles Marriott Oldrid & Tyndall, Richard John [3]

[15] **FLINT:** Church of St Mary

Unexecuted design for alterations & new chancel, vestries & outer N aisle, 1923 (5)

Prov: C. M. O. Scott, 1975

MSS: Ledger V, pp.113-114; specification of works to be done in building porch to N door, d. 1931

Ledger V records that fees were paid in 1923 and fees for a design for a N porch in 1937.

[16] **GEDLING** (Notts): Church of All Hallows

Design for clergy vestry, organ chamber & for organ case, panelling, paving & stalls in choir, 1924 (5)

Prov: C. M. O. Scott, 1975

MSS: Ledger V, pp.145-146

Ledger V records that work was carried out by John Thompson & Sons of Peterborough 1925-26.

[17] **GOTHAM** (Notts): Church of St Lawrence

Design for drains & stoker, 1925; survey drawing & design for refitting, 1928; designs for seats in choir, 1928, sanctuary fittings & chancel screen, 1930, lectern, 1932, & pulpit (9)

Prov: C. M. O. Scott, 1975

MSS: Ledger V, pp.151-152

Ledger V records that a stoker was built by W. Dufty 1926-27 and that repairs to the chancel &c were carried out by John Thompson & Sons of Peterborough 1930-32.

GRAHAMSTOWN (S Africa): Cathedral church of St Michael & St George

See Scott, John Oldrid & Scott, Charles Marriott Oldrid [8]

GRENDON UNDERWOOD (Bucks): Church of St Leonard

See Scott, John Oldrid & Scott, Charles Marriott Oldrid [9]

[18] **HAMPDEN, GREAT** (Bucks): Church of St Mary Magdalene

Design for electric light installation, 1938 (2)

Prov: C. M. O. Scott, 1975

MSS: Ledger V, pp.229-230; specification notes for electric light installation, d. 1938

Ledger V records that work was carried out by G. C. Gowan in 1939. See also Scott, John Oldrid [27].

[19] **HARROGATE** (Yorks): Church of St Mark, Leeds Road

Design for screens & panelling in chapel, 1919

Prov: C. M. O. Scott, 1975

MSS: Ledger V, pp.15-16

Ledger V records that work was carried out by Robert Bridgeeman & Sons of Lichfield 1920-21. See also Scott, John Oldrid [28]; Scott, John Oldrid & Scott, Charles Marriott Oldrid [10].

HEREFORD: Cathedral church of the Blessed Virgin Mary & St Ethelbert

See Scott, John Oldrid & Scott, Charles Marriott Oldrid [11]

IFIELD (Sussex): The Mount

See Scott, John Oldrid & Scott, Charles Marriott Oldrid [12]

[20] **KIMBLE** (Bucks): Village hall (for Great & Little Kimble)

Design & working drawings, 1925; design & working drawing for additions, 1935 (6)

Prov: C. M. O. Scott, 1975

MSS: Ledger V, pp.155-156; specification of works, d. 1925; specification notes for work to be done in building additions, d. 1935

Ledger V records that the hall was built by Crook & Judd 1925-26 and that additions were carried out by H. Wood in 1935.

[21] **KIMBLE, GREAT** (Bucks): Corner Pitch

Design for alterations & additions, 1924 (2)

Prov: C. M. O. Scott, 1975

MSS: Ledger V, pp.141-142

Ledger V records that work was carried out by Crook & Judd 1924-26.

[22] **LANGTON GREEN** (Kent): Church of All Saints

Designs for bishop's chair & panelling against N wall of sanctuary, 1936-37 (2)

Prov: C. M. O. Scott, 1975

MSS: Ledger V, pp.43-44

Ledger V records that a lych-gate was executed by A. Robinson in 1933 and a memorial by Robinson in 1937. See also Scott, John Oldrid [37].

LEEDS (Yorks): Church of All Souls, Blackman Lane

See Scott, John Oldrid & Scott, Charles Marriott Oldrid [13]

[23] **LINGFIELD** (Surrey): Church of St Peter & St Paul

Design for lobby to W door & rearrangement of font, 1917

Prov: C. M. O. Scott, 1975

MSS: Ledger V, pp.7-8; specification notes for repairs to stonework of windows, d. 1920

Ledger V records that a lobby to the W door and rearrangement of the font were carried out by T. E. Dives 1919-20 and repairs to stonework of windows by Jenner & Grynger 1921-23. See also Scott, John Oldrid & Scott, Charles Marriott Oldrid [14].

LLANDDEWITR CWM (Brecons): Church of St David

See Scott, John Oldrid & Scott, Charles Marriott Oldrid [15]

[24] **LLANRHAIADR** (Denbighs): Church

Designs for reredos &c, 1930 (2)

Prov: C. M. O. Scott, 1975

MSS: Ledger V, pp.183-184

Ledger V records that fees were paid in 1932.

[25] **LONDON:** Cathedral church of St Saviour, Southwark

Survey drawing & designs for altering high altar reredos, 1914 &c (3)

Prov: C. M. O. Scott, 1953

MSS: Ledger I, p.110; Ledger II, p.45; Ledger IV, p.52

Ledger II records that work on the tower and choir and a fence wall &c was carried out by Dove Brothers 1910-12 and that figures for the reredos were executed by Nicholls in 1915. See also Travers, Howard Martin Otho [88].

LONDON: Church of St Andrew, Enfield (Middx)

See Scott, John Oldrid & Scott, Charles Marriott Oldrid [16]

[26] **LONDON:** Church of St Augustine of

Canterbury, Settles Street (Stepney), Tower Hamlets

Design, 1927, & working drawing, 1928, for pulpit (2)

Prov: C. M. O. Scott, 1975

MSS: Ledger V, pp.41-42

Ledger V records that the pulpit was executed by W. C. H. Goddard in 1928.

[27] **LONDON:** Clergy house, church of St Barnabas, Pimlico, Westminster

Survey drawings, 1936 (3)

Prov: C. M. O. Scott, 1975

MSS: Ledger V, pp.59-60

Ledger V records that fees for a survey of heating requirements were paid in 1937.

[28] **LONDON:** Church of St John, Clerkenwell (Finsbury), Islington

Design for pedestal to effigy of Don Juan Ruyz de Vergara in crypt, 1916

Prov: C. M. O. Scott, 1975

See also Scott, John Oldrid [42]; Scott, John Oldrid & Scott, Charles Marriott Oldrid [17].

[29] **LONDON:** Church of St Matthew, Upper Clapton, Hackney

Design for kneeler to bishop's chair, 1931

Prov: C. M. O. Scott, 1975

MSS: Ledger V, pp.65-66

Ledger V records that fees were paid in 1931.

[30] LONDON: Church of St Peter, St Peter's Road, Croydon (Surrey)
Designs for lectern & organ front, 1923 (2)
Prov: C. M. O. Scott, 1975
MSS: Ledger V, pp.81-82, 97-98, 121-122
Ledger V records that a reredos, altar, lectern &c were executed by A. Robinson 1922-23, an iron grille by Edward Norkett of Maidenhead in 1923, panelling by Robinson in 1928, iron grilles by E. B. Smith in 1929, a chancel screen by E. Bowman & Sons of Stamford in 1929, a memorial screen by Robinson in 1932, work on a memorial chapel by Robinson in 1934 and chancel paving by E. G. Cusden & Son and R. L. Boulton & Sons of Cheltenham in 1936. *See also* Scott, George Gilbert Snr [81]; Scott, John Oldrid [47].

[31] LONDON: Church of St Peter & St Paul, Harlington (Middx), Hillingdon
Design for nave seats, 1921
Prov: C. M. O. Scott, 1975
MSS: Ledger V, pp.19-20
Ledger V records that seats were executed by F. Parker & Sons in 1924. *See also* Scott, John Oldrid [48]; Scott, John Oldrid & Scott, Charles Marriott Oldrid [18].

[32] LONDON: No.1 Leopold Avenue (Wimbledon, Surrey), Merton
Survey drawing & design for conversion into flats for J. L. Tuckfield, 1937 (2)
Prov: C. M. O. Scott, 1975
MSS: Ledger V, pp.223-224
Ledger V records that fees were paid in 1938. *See also* [35].

[33] LONDON: St John's Mission Hall, Heron Road, Herne Hill, Lambeth
Survey drawing, 1929, & design for alterations & additions (3)
Prov: C. M. O. Scott, 1975
MSS: Ledger V, pp.179-180
Ledger V records that fees were paid in 1929.

[34] LONDON: No.27 St John's Square & St John's Gate, St John's Lane, Clerkenwell (Finsbury), Islington
Design & working drawings for altering No.27 St John's Square & connecting it with St John's Gate, 1914-15; design for screen & fireplace in St John's Gate, 1915; all for the Order of St John of Jerusalem (8)
Prov: C. M. O. Scott, 1975
MSS: Ledger II, p.142; Ledger IV, p.56; specification of works to be done in alterations, repairs &c to No.27 St John's Square &c, d. 1914
Ledger II records that work on No.27 St John's Square &c was carried out by Dove Brothers in 1915. Ledger IV records that fees in connection with a fireplace in St John's Gate were charged in 1916. *See also* Scott, John Oldrid [52]; Scott, John Oldrid & Scott, Charles Marriott Oldrid [19].

[35] LONDON: No.25 Vineyard Hill Road (Wimbledon, Surrey), Merton
Survey drawing & design for conversion into flats for J. L. Tuckfield, 1937 (2)
Prov: C. M. O. Scott, 1975
MSS: Ledger V, pp.223-224
Ledger V records that fees were paid in 1938. *See also* [32].

[36] MARLOW, GREAT (Bucks): Church of All Saints
Design for memorial window in N aisle, 1919
Prov: C. M. O. Scott, 1975
MSS: Ledger V, pp.31-32
Ledger V records that work on a memorial window and work in connection with heating were carried out by Y. J. Lovell & Sons 1920-21, work on the stonework of a window by Lovell & Sons in 1923 and the formation of a Lady chapel by Lovell & Sons and A. Robinson (woodwork) 1925-26. *See also* Scott, John Oldrid [57].

MELTON MOWBRAY (Leics): Church of St Mary
See Scott, John Oldrid & Scott, Charles Marriott Oldrid [20]

MISSENDEN, GREAT (Bucks): Church of St Peter & St Paul
See Scott, John Oldrid & Scott, Charles Marriott Oldrid [21]

[37] MONKS RISBOROUGH (Bucks): School & schoolmaster's house
Designs for drainage to school & for addition of bathroom, larder &c to house, 1932 (2)
Prov: C. M. O. Scott, 1975
MSS: Ledger V, pp.45-46; specification of work to be done in drainage & sanitation to school, d. 1932; specification of work to be done in addition of bathroom &c to house, d. 1933
Ledger V records that work was carried out by Stuart & Whyte in 1933.

[38] NEWICK (Sussex): High Hurst
Design for alterations to stables & house, 1920, & to offices & outbuildings, 1921 (5)
Prov: C. M. O. Scott, 1975
MSS: Ledger V, pp.75-76
Ledger V records that work was carried out by J. A. Brooks & Sons 1920-21.

[39] NORTON BAVANT MANOR (Wilts)
Survey drawing of drainage as altered in 1924, 1925
Prov: C. M. O. Scott, 1975
MSS: Ledger V, pp.117-118
Ledger V records that work on drainage, plumbing &c was carried out by R. Butcher & Sons 1924-25.

NORWICH: RC church of St John the Baptist, St Giles' Gate
See Scott, John Oldrid & Scott, Charles Marriott Oldrid [22]

[40] OXTED (Surrey): Church of St John the Baptist, Hurst Green
Working drawing for temporary pulpit, 1913; designs for pulpit, 1917 &c (3)
Prov: C. M. O. Scott, 1975
MSS: *See* Scott, John Oldrid & Scott, Charles Marriott Oldrid [23]; Ledger V, pp.55-56
On the temporary pulpit *see* Scott, John Oldrid & Scott, Charles Marriott Oldrid [23]; Ledger V records that a pulpit (?) was executed by A. Robinson in 1918. *See also* Scott, John Oldrid & Scott, Charles Marriott Oldrid [23].

OXTED (Surrey): Cottages, East Hill
See Scott, John Oldrid & Scott, Charles Marriott Oldrid [24]

[41] OXTED (Surrey): House
Preliminary design, 1903, & contract drawing, c.1903, for Edmund Charrington (2)
Prov: C. M. O. Scott, 1975
The contractor's signature is that of J. T. Williams.

[42] OXTED (Surrey): Cricket pavilion
Designs for Oxted District Cricket Club, 1903 &c (3)
Prov: C. M. O. Scott, 1953 (1 drawing) & 1975 (2 drawings)
MSS: Ledger II, pp.35, 95, 135
Ledger II records that the pavilion was built by F. Sales & Sons of Oxted in 1904.

OXTED (Surrey): Pinehurst, East Hill
See Scott, John Oldrid & Scott, Charles Marriott Oldrid [25]

[43] OXTED (Surrey): Rectory
Design; contract drawing; working drawings, 1903 (8)
Prov: C. M. O. Scott, 1975
Lit: *Builder*, LXXXVII, 1904, p.669 & pl. preceding
C. M. O. Scott exhibited a drawing of the rectory at the RA 1903, No.1526. The contractor was J. Brasier & Son.

OXTED (Surrey): Ridgeway House (now Blunt House)
See Scott, John Oldrid & Scott, Charles Marriott Oldrid [26]

[44] PEASMARSH (Sussex): William's Cottage, Pelsham
Design for T. Gilbert Scott, 1933 (2)
Prov: C. M. O. Scott, 1975
MSS: Ledger V, pp.87-88; specification of works, d. 1933; schedule of conditions & regulations relating to contract
Ledger V records that the cottage was built by Henry Ashenden 1933-34.

[45] PIDLEY (Hunts): Church of All Saints
Design for pulpit, 1915
Prov: C. M. O. Scott, 1975
MSS: Ledger II, p.27; Ledger IV, p.60
Ledger II records that the pulpit was executed by E. Bowman & Sons of Stamford in 1916.

PORTSMOUTH (Hants): Church of St James, Milton Park Avenue, Milton
See Scott, John Oldrid & Scott, Charles Marriott Oldrid [27]

POTTERS BAR (Middx, now Herts): Church
See Scott, John Oldrid & Scott, Charles Marriott Oldrid [28]

RHYL (Flints): Church of St Thomas
See Scott, John Oldrid & Scott, Charles Marriott Oldrid [29]

[46] ST ALBANS (Herts): Cathedral church of St Alban
Design for vaulting of N aisle, 1914; design for altar rails to nave altar, 1915; designs for chapel in NE corner of nave, 1917, 1919, 1921 & 1924; designs for kneelers to choir seats in Lady chapel & for litany desk, 1917; design for memorial tablet, 1919; designs for altar against shrine of St Alban (including perspective drawn by Sydney Newcombe) & for font bowl & cover, 1921; design for font & cover at W end of S aisle of nave, 1924; designs for lectern stand & for kneelers to seats under crossing tower, 1925 (16)
Prov: C. M. O. Scott, 1953 (1 drawing) & 1975 (15 drawings)
MSS: Ledger II, pp.106, 107; Ledger IV, p.8; Ledger V, pp.21-22
Ledger II records that altar rails were executed by Robert Bridgeman & Sons of Lichfield in 1915. Ledger V records that an iron screen in the S aisle was executed by Edward Norkett of Maidenhead c.1920, that stonework repairs were carried out by Christopher Miskin & Son of St Albans 1924-26 and that a lectern stand, kneelers &c were executed by A. Robinson in 1926. C. M. O. Scott exhibited a drawing of the altar against the shrine of St Alban at the RA 1923,

No.1333. *See also* Scott, George Gilbert Snr [116]; Scott, George Gilbert Jnr [68]; Scott, John Oldrid [69]; Scott, John Oldrid & Scott, Charles Marriott Oldrid [30]; Blacking, William Henry Randoll.

ST DAVID'S (Pemb): Cathedral church of St David
See Scott, John Oldrid & Scott, Charles Marriott Oldrid [31]

[47] SEDBERGH (Yorks): Church of St Andrew & St Gregory the Great
Designs for altar, screens &c in Upton memorial chapel & for renewing SW window of S aisle, 1919 (3)
Prov: C. M. O. Scott, 1975
MSS: Ledger V, pp.69-70; specification notes for work in connection with restoration of chapel & renewal of window in S aisle, d. 1920
Ledger V records that fees in connection with the chapel were paid and that the renewal of the window was carried out by Greenbank & Son in 1921.

SELBY (Yorks): Abbey church of St Mary & St German
See Scott, John Oldrid & Scott, Charles Marriott Oldrid [32]

[48] SHRIVENHAM (Berks): Church of St Andrew
Design for platforms under choir seats, 1914; survey drawing & design for forming chapel in S choir aisle & rearranging & altering seats, 1928 (7)
Prov: C. M. O. Scott, 1975
MSS: Ledger II, p.129; Ledger IV, pp.36, 48; Ledger V, pp.71-72
Ledger IV records that fees in connection with a lych-gate were paid in 1913 and fees in connection with a pulpit, paving &c in 1914. Ledger V records that a pulpit, paving &c were executed by A. Robinson 1920-21 and that the formation of a chapel in the S choir aisle was carried out by F. Chivers (paving &c), A. Robinson (reredos, panelling &c) and Thomas Elsley (iron screen) in 1929.

SIMPSON (Bucks): Church of St Thomas the Apostle
See Scott, John Oldrid & Scott, Charles Marriott Oldrid [33]

SLOUGH (Bucks): Church of St Mary
See Scott, John Oldrid & Scott, Charles Marriott Oldrid [34]

[49] SOMERSHAM (Hunts): Church of St John the Baptist
Survey drawing of seating as altered in 1915
Prov: C. M. O. Scott, 1975
MSS: Ledger II, p.30; Ledger IV, p.44; Ledger V, pp.33-34; notes for estimate for new flooring &c in E part of nave & aisles, d. 1915
Ledger II records that flooring was executed by Barrett and seats by E. Bowman & Sons of Stamford in 1915. *See also* Scott, John Oldrid & Scott, Charles Marriott Oldrid [35].

STAINES (Middx, now Surrey): Shop & dairy, Church Street
See Scott, Charles Marriott Oldrid & Peebles, Joseph

STEWKLEY (Bucks): Church of St Michael & All Angels
See Scott, John Oldrid & Scott, Charles Marriott Oldrid [36]

SUNNINGDALE (Berks): House
See Scott, John Oldrid & Scott, Charles Marriott Oldrid [37]

[50] TAXAL (Derbys): Rectory
Survey drawings & design for alterations, 1922 (5)
Prov: C. M. O. Scott, 1975
MSS: Ledger V, pp.111-112
Ledger V records that work was carried out by E. A. Beard 1923-25.

[51] TEWKESBURY (Glos): Abbey church of St Mary the Virgin
Design for lobby to N door, 1914 (2)
Prov: C. M. O. Scott, 1975
MSS: Ledger II, p.17; Ledger IV, p.34
Ledger IV records that fees for the above design were paid in 1914. Ledger II records that repairs to the tower were carried out by Collins & Godfrey of Tewkesbury 1914-15. *See also* Scott, George Gilbert Snr [139]; Scott, George Gilbert Jnr & Scott, John Oldrid [9]; Scott, John Oldrid [80]; Eden, Francis Charles.

[52] TUNBRIDGE WELLS (Kent): Church of St James
Design for lych-gate, 1918; design for stalls & screen, 1926 (3)
Prov: C. M. O. Scott, 1975
MSS: Ledger V, pp.57-58
Ledger V records that a lych-gate was executed by Strange & Sons of Tunbridge Wells in 1921 and stalls and a screen by A. Robinson in 1927.

[53] WENDOVER (Bucks): Wellwick Farm
Designs for alterations & additions for G. Fiennes, 1922 & 1923 (8)
Prov: C. M. O. Scott, 1975
MSS: Ledger V, pp.35-36, 115-116
Ledger V records that work was carried out by Lavington Ltd 1923-25.

[54] WOLVERTON (Bucks): Church of St George the Martyr
Design for lych-gate, 1938
Prov: C. M. O. Scott, 1975
MSS: Ledger V, pp.83-84; specification notes for building lych-gate, d. 1938
Ledger V records that a chancel screen was executed by A. Robinson in 1922 and a lych-gate by Henry Martin in 1939. *See also* Scott, John Oldrid & Scott, Charles Marriott Oldrid [38].

WOUGHTON-ON-THE-GREEN (Bucks): Church of the Assumption of the Blessed Virgin Mary
See Scott, John Oldrid & Scott, Charles Marriott Oldrid [39]

[55] WYCOMBE, HIGH (Bucks): No.8 High Street
Survey drawing & design for alterations & additions for J. C. Parker, 1928 (3)
Prov: C. M. O. Scott, 1975
MSS: Ledger V, pp.141-142; specification of works to be carried out in alterations, additions &c, d. 1928
Ledger V records that work was carried out by C. W. Day 1928-30.

[56] Forty-four sketchbooks, containing sketches in the nature of topographical & measured drawings, survey drawings & designs, notes & draft letters, reports, specifications &c relating to ecclesiastical & secular buildings, fittings, furniture &c in Great Britain & on the Continent, 1898-1951
Sketches are generally labelled & measurements are given & a large proportion of sketches & notes are dated
The medium is generally pencil but in some cases pen; coloured washes & watercolour also occur; the sketchbooks are of standard commercial manufacture, bound in full leather, quarter-bound in leather with boards, cloth-bound, quarter-bound in cloth with boards or with plain boards (360×255 largest, 140×105 smallest)

The information given below is derived from place names and dates inscribed against sketches or contained in notes or drafts; in the case of three sketchbooks which contain no dates, approximations based on the contents of the sketchbooks are given. A number of the sketchbooks contain lists of place names represented in them.

- 1 England & France: 1898, 1899
- 2 England & France: 1899
- 3 England: 1899, 1900
- 4 England: 1900
- 5 England & Spain: 1901, 1902
- 6 Spain: 1901
- 7 England: 1901, 1902
- 8 England & Wales: 1903, 1906, 1909, 1910, 1916, 1921-24
- 9 England & Wales: 1904, 1906, 1911, 1915-18, 1921
- 10 England: 1905
- 11 England: 1906, 1907
- 12 England & France: 1906, 1907, 1909-11
- 13 England: 1906, 1907, 1915-20
- 14 England & Scotland: 1906, 1907, 1911-15, 1918
- 15 England & the Netherlands: 1907, 1908, 1912
- 16 England: 1907-09, 1912
- 17 England & Wales: 1908-13
- 18 England & Wales: 1909-12
- 19 England & Wales: 1911, 19-12
- 20 England & Scotland: 1912-14
- 21 England: 1913, 1914, 1916: 1919-21
- 22 England, Wales, Scotland & Switzerland: 1913, 1914
- 23 England, Wales & Scotland: 1913-16
- 24 England & Wales: 1918-23
- 25 England: 1919
- 26 England, Wales & the Netherlands: 1922-28
- 27 England: 1922, 1924
- 28 England & Wales: 1923-26
- 29 England & Wales: 1923
- 30 England: 1924
- 31 England & Wales: 1924-26
- 32 England & Wales: 1926-30
- 33 England: 1926, 1927, 1930-33
- 34 England & Wales: 1927-30
- 35 England & Wales: 1929-32
- 36 England & Wales: 1932-35
- 37 England: 1933-38
- 38 England & Wales: 1935-38
- 39 England, Wales & Guernsey: 1938-44
- 40 England: 1940, 1944, 1948-51
- 41 England: 1947-49
- 42 England: c.1903-05
- 43 England: c.1914 or 1915
- 44 England: c.1923 or 1924
- 1-44 Prov: C. M. O. Scott, 1953 (?)

SCOTT, Charles Marriott Oldrid
with MILES, Charles Thomas & Son

[1] BOURNEMOUTH (Hants): Church of All Saints, Castlemain Avenue, West Southbourne
Working drawing for stair to organ loft
Prov: C. M. O. Scott, 1975
MSS/Lit/Note: *See* Scott, John Oldrid & Scott, Charles Marriott Oldrid with Miles, Charles Thomas & Son
See also Scott, John Oldrid & Scott, Charles Marriott Oldrid with Miles, Charles Thomas & Son.

[2] BOURNEMOUTH (Hants): Church of St Christopher & parish hall, Burleigh Road, Southbourne
Preliminary design for church & design for hall, 1931;
design for church, 1932 &c; working drawings for
church & designs for altar, altar rail, lectern & font,
1933; reduced design for completing church, 1938 (17)
Prov: C. M. O. Scott, 1975
MSS: Ledger V, pp.101-102; specification of works to
be done in building hall, d. 1931; specification of works
to be done in building church, d. 1932; contract for
building W part of church, concluded 1932
Ledger V records that the hall was built by F. A.
Grigg & Sons of Boscombe in 1931 and the W part
of the church by Grigg & Sons 1933-34.

SCOTT, Charles Marriott Oldrid
& PEEBLES, Joseph

STAINES (Middx, now Surrey): Shop & dairy,
Church Street
Preliminary design & design, 1931, & working
drawings, 1932, for William Clark (4)
Prov: C. M. O. Scott, 1975
MSS: Ledger V, pp.157-158
Ledger V records that the contractor was G. H.
Denne & Son and that fees were paid in 1932.

SCOTT, Charles Marriott Oldrid
& PLAYNE, Edward

BENENDEN (Kent): Benenden School
Design & working drawings for school hall, 1937 (6)
Prov: C. M. O. Scott, 1975
MSS: Ledger V, pp.195-196, 197-198, 203-204,
205-206, 207-208, 225-226
Ledger V records that the principal works carried out
from 1934, in which year C. M. O. Scott and E.
Playne seem to have become joint architects, were the
building of a boarding-house by G. H. Denne & Son
1935-36 and the school hall by Denne & Son 1938-39.
See also Scott, Charles Marriott Oldrid & Tyndall,
Richard John [1].

SCOTT, Charles Marriott Oldrid
& TYNDALL, Richard John

[1] BENENDEN (Kent): Benenden School
Design for boarding-house, 1925 (5)
Prov: C. M. O. Scott, 1975
MSS: Ledger V, pp.129-130, 163-164, 171-172,
173-174, 187-188, 195-196, 197-198
Ledger V records that the principal works carried out
between 1924 and 1934, in which year C. M. O. Scott
and E. Playne seem to have become joint architects,
were the building of a boarding-house by G. H.
Denne & Son 1925-26, new wings by Denne & Son
1926-29 and a hospice by Denne & Son 1930-31. *See
also* Scott, Charles Marriott Oldrid & Playne,
Edward.

[2] BRADFELD (Berks): St Andrew's College
Design for enlargement of The Close as a boarding-
house, 1925 (4)
Prov: C. M. O. Scott, 1975
MSS: Ledger V, pp.149-150
Ledger V records that work was carried out by Collier
& Catley 1925-27. *See also* Scott, George Gilbert Snr
[10]; Scott, John Oldrid [6]; Scott, Charles
Marriott Oldrid [4]; Newton, William Godfrey [3].

[3] FINCHAMPSTEAD (Berks): Barn Close
Design for Mrs Watt, 1926 (3)
Prov: C. M. O. Scott, 1975
MSS: Ledger V, pp.165-166
Ledger V records that the house was built by
Smallbone & Son 1927-28.

SCOTT, George Gilbert Jnr (1839-1897)

The eldest son of Sir Gilbert Scott has sometimes been described as the most brilliant of the Scott dynasty of architects. Highly regarded during his lifetime, his work is less well known today largely owing to the loss of his two great London churches and also because his later years were clouded by scandal and decline. His early career, however, was distinguished by both academic achievement and original architectural designs remarkable for their dignity, reticence and scholarship.

He was educated at Eton from 1852 to 1856, after which he trained as an architect by working for his father until 1863. In this capacity he assisted with several restoration works, notably with the rebuilding of the spire of Chichester cathedral in 1861. While supervising work at St John's College, Cambridge, friends persuaded him to apply to the university which he entered in 1863. He graduated in 1866 senior in the moral science tripos and in 1868 secured the Burney prize. After acting as examiner in moral sciences for several years, he was elected Fellow of Jesus College in 1872, an honour he was obliged to relinquish upon his marriage to Ellen King Sampson shortly afterwards. In 1868 he became a Fellow of the Society of Antiquaries and his considerable scholarship reached fruition in 1881 with the publication of his modestly entitled *Essay on the history of English church architecture*.

According to his RIBA nomination for fellowship (which was declared void in 1878), Scott stated that he had also been in architectural practice since 1863. His work for the first ten years was largely restorations for his father's vast practice. Responsibilities which Sir Gilbert was glad to pass to his talented son included the Hall of Peterhouse, Cambridge [14] (1868-70), Broughton Castle [8] (c.1866-70), as well as many churches, such as Cheddleton [16] (1864).

By the early 1870s Scott was established as a progressive and individual architect. He soon became associated with the reaction against the mid-Victorian Gothic Revival so well represented by his father. A close friend from an early age of his father's old pupil and relative by marriage G. F. Bodley, Scott followed him in favouring a later style of Gothic for ecclesiastical work and a 'Queen Anne' style for the secular. Scott then went further than his contemporaries by using the despised Perpendicular. His first design for the church of St Mark, New Milverton [39], exhibited at the RA 1874, was criticized for its style, and the design for St Agnes, Kennington [46], was savaged the following year for its low-pitched gables, square-headed windows, mannered buttresses and unusual plan. J. D. Sedding came ably to its defence, and St Agnes, with Bodley & Garner's St Augustine, Pendlebury (1870-74), became one of the two most influential churches of the late C19. All Hallows, Southwark [44] (1877), was more robust externally but, like St Agnes, was plastered internally and designed as a receptacle for beautiful fittings and as a vehicle for elaborate ritual. Also like St Agnes, All Hallows combined sensitive refinement with the best of the mid-Victorian 'hard' Gothic tradition in brick.

Scott's domestic work was less well known. His only country house, alas now destroyed, Garboldisham Manor [26] (c.1869-73), used a gabled Jacobean style. The later houses and vicarages Scott designed in a 'Queen Anne' manner conspicuous for its originality, while looking back to late C17 English precedents ([32], [36] & [61]). Learned and catholic in his tastes, Scott became an enthusiast for the Early Renaissance, a style which he attempted to use in designs for St James, Marylebone [42] (1874), and the Brompton Oratory [45] (1878). The New Hostel at Pembroke College, Cambridge [13] (1879-83), is a sober and clever essay in this manner.

Scott's numerous restorations are largely distinguished by a sensitive respect for good old work of whatever period, and it is not without significance that his chief assistant, Thackeray Turner, later became Secretary of the Society for the Protection of

Ancient Buildings. Scott was never, however, afraid to add bold and individual features to a church, such as the splendid tower at Cattistock [15] (1872-76). At Pembroke College, Cambridge [13], Scott was appointed architect in 1878 to restore the few old buildings spared by Alfred Waterhouse, and he was instrumental in preserving the C17 'Old Reader' and enlarged Wren's chapel with a respect and sympathy of which probably no other architect was capable at that time.

Scott, in common with most Victorian architects, liked to employ certain contractors whose craftsmanship and discretion he could trust. The greater part of his work was executed by three firms: Rattee & Kett of Cambridge, H. R. Franklin of Deddington, Oxfordshire, and James Elwell of Beverley. Although all three firms were capable of executing carving in wood or stone of a very high standard, for the finest architectural sculpture, such as the angels on the New Hostel at Pembroke College [13], John McCulloch of Kennington would be subcontracted.

For stained glass the favoured firm was Burlison & Grylls, which was one of the first to use the muted colours and clear glass so appropriate for the Late Gothic churches of Bodley and Scott. At St Agnes, Kennington, C. E. Kempe executed a whole series of windows. For ecclesiastical metalwork, such as gas pendants, Scott often employed Barkentin & Krall of Regent Street. His great concern with decoration and craftsmanship led him to employ Morris & Co. at Peterhouse in 1870, and to secure complete control over details he founded the firm of Watts & Co. with Bodley and Thomas Garner, for which he designed wallpaper, fabrics, furniture and ecclesiastical metalwork (see note before [89]).

Scott employed several assistants, principally Hugh Thackeray Turner (1853-1937), William Samuel Weatherley (1834-1922) and Temple Lushington Moore (1856-1920). Turner had been articled to Sir Gilbert Scott and was his son's chief assistant after 1878 until succeeded in the early 1880s by P. B. F. Freeman, later Temple Moore's office manager. Turner was later Secretary of the SPAB from 1885 to 1911, as well as an architect, in partnership with Col. E. J. A. Balfour (1854-1911), after 1885, with a flourishing and excellent domestic practice. Weatherley was articled to the younger Scott in 1867. From c.1872 he worked in Sir Gilbert Scott's office, and on the latter's death in 1878 continued to work for his son while remaining in independent practice in partnership with F. E. Jones. Weatherley prepared all the working drawings for the RC church in Norwich [56] both for G. G. Scott and, afterwards, for J. O. Scott.

Temple Moore, Scott's most famous pupil (1856-1920, q.v.), went on to build many distinguished churches which were both in a very personal reticent style and yet owed a great debt to his master. The young Moore met Scott during the restoration of Nunburnholme church [58] in 1872-73, came to London and was in articles from 1875 until 1878. It is clear that Scott had great confidence in Moore but Moore did not remain as an assistant and, despite his impecunious situation, set up his own practice in 1878. However, most of his work for the next six years was for Scott, particularly in Yorkshire where he was content to act as Scott's assistant, probably because his fiancée, whom he married in 1884, lived at Londesborough. Following Scott's insanity in 1883 Moore inherited several commissions and completed some of his buildings, but Moore has probably been given too much credit for these works (e.g. Bakewell church [3], St Augustine, Hull [31], and St Agnes, Kennington [46]). Although Scott allowed Moore a certain amount of designing responsibility before 1883, such as at Sproxtton church (1879) [73], the relationship was always that of master and assistant; in 1881 Scott referred to Moore as his 'coadjutor'. Where Moore took over from Scott as architect, as at St Agnes, Kennington, he was careful faithfully to

carry out Scott's intentions and possibly submitted drawings to Scott for approval, even when the latter was in a mental asylum. Moore was later to train Scott's two architect sons, Giles and Adrian.

From about 1868 Scott lived at No.12 Cecil Street, off the Strand, a house which was totally burned out in 1870. He then lived at No.24 Essex Street, Strand, until his marriage in 1872 when he lived at No.26 Church Row, Hampstead, and had an office at No.7 Duke Street (now Hallam Street), Portland Place, which also served as the first home of Watts & Co. In 1878, in order to benefit from the conditions of his father's will, he entered into ostensible partnership for about two years with his brother, John Oldrid, at Sir Gilbert's old office, No.31 Spring Gardens, Charing Cross, but in fact he practised from Hampstead as he continued to do for his last active years. He shared a drawing office with Bodley and Garner in the stables of Bodley's house in Church Row.

In turning to Scott's last sad years it is probably dangerous to resort to easy generalizations about his psychological condition, but it is clear that he was in many respects reacting against his father's generation. Moving in High Church, academic and artistic circles as well as having different stylistic tastes, he may well have had an equivocal relationship with his successful, established father and a strained one with his dutiful and pedestrian younger brother, John Oldrid. He was probably temperamentally unsuited to continue his father's large practice and, indeed, Sir Gilbert's will implied that John Oldrid was the more likely to do so. The partnership after 1878 was more apparent than real and the jobs were divided between them, J. O. Scott assuming the larger share. Scott waited until after his father's death before entering the Roman Catholic Church, in 1880, an act which estranged him from many friends and relations and would doubtless have appalled his father.

In the early 1880s Scott began to suffer from attacks of mental illness, which, as one obituarist later suggested, may well have been provoked by the catastrophic loss by fire of all his books and drawings ten years before. In 1881, after working hard on his book, *An Essay on the history of English church architecture*, Scott took to drinking heavily and behaving uncharacteristically. In 1883 a renewed attack of irrational and potentially violent behaviour led his family to place him under restraint in the Bethlem Hospital and his brother John Oldrid then submitted a petition for Commission of Lunacy, in accordance with the 1862 Lunacy Act. This was cruelly examined before a jury in 1884, after Scott had escaped to France, where he was found by the official doctors to be sane. Notwithstanding the testimony of distinguished witnesses, the defence plea that Scott's behaviour was owing to excessive drinking was dismissed and he was declared to be incapable of managing his own affairs.

This judgment, against which an appeal failed, deprived Scott of control over his own property and rendered his practice as an architect more than difficult. Some work he continued to direct until 1891, but the only new building begun was St Augustine, Hull [31], which had originally been designed before the trial. Several buildings were continued by Moore, but the RC church in Norwich was completed by J. O. Scott at the request of the Duke of Norfolk.

His last years were spent in and out of mental hospitals and estranged from his family, and his two architect sons hardly ever saw their father. Deprived of his Hampstead house, he died pathetically and ironically on 6 May 1897 in his father's masterpiece, the Midland Hotel, St Pancras station.

Bibl: Walter Millard, 'Notes on some works of the late Geo. Gilbert Scott, M.A., F.S.A.', *JAR*, V, 1898-99, pp.58-66, 124-132; Frederick Brittain, 'Jesus men of the past', *Chanticleer* (magazine of Jesus College, Cambridge), CXXVIII, 1942, p.6; F. A. Bown, 'The Ideals of George Gilbert Scott Junior', *Leicester Cathedral Quarterly*, VIII, No.8, 1972, pp.8-12; M. Girouard, *Sweetness and light*, 1977, pp.33-37; obituaries: *British Architect*, XLVII, 1897, pp.341, 413; *BN*, LXXII, 1897, p.699; *Builder*, LXXII, 1897, p.531; see Addendum, p.187

Writings by George Gilbert Scott Jnr

The Argument for the intellectual character of the first cause as affected by recent investigations of physical science. Being the Burney Prize essay for the year 1868, 1870

'Church architecture', in *Report of the Church Congress, Leeds, 1872*, pp.81-88; & lecture also reported in *Builder*, XXX, 1872, p.821

Modern village churches; a paper read before the Lincoln Diocesan Architectural Society, June 28th, 1873, 1873; also printed in *Associated Architectural Societies' Reports and Papers*, XII, 1873, pp.65-86; & reported in *Builder*, XXX, 1873, p.549, & *BN*, XXV, 1873, p.62

Remarks upon the proposed destruction of the tower of the parish church of St John, Hampstead, 1874

The Proposed destruction of the Well Walk, Hampstead, 1879

(edited, with notes), *Personal and professional recollections by the late Sir George Gilbert Scott, R.A., 1879*

'On modern town churches', *Building World*, IV, 1880, pp.411-414; V, pp.11-14, 51-54

'The True work of the architect', *British Architect*, XV, 1881, pp.1-2

An Essay on the history of English church architecture prior to the separation of England from the Roman obedience, 1881

Several articles in *The Sacristy*, 1880-81, of which Scott was assistant editor

Patriotism and party (by 'Cantaber Indoctus'), 1881

A note on the drawings

Scope - the drawings of George Gilbert Scott Jnr in the RIBA Drawings Collection are not a complete collection although, with the associated MS material, they cover the greater part of the architect's working career. Not only did Scott do a considerable amount of work for his father, from 1857 until 1878, for which documentary evidence is scarce, but all his early drawings and papers were destroyed by fire in 1870. The several presentation drawings, some for competitions, exhibited at the RA, are not among the surviving drawings and where buildings were completed by other hands some of the drawings are missing. Only in a few cases are the drawings later than 1883, when Scott suffered his serious mental breakdown.

Authorship - Scott's own drawings are almost always in pencil, and were usually copied in pencil and coloured by an assistant, probably Thackeray Turner, W. S. Weatherley or Temple Moore (see biographical note). The copies in pen on linen (strictly speaking, 'vellum tracing cloth') were usually by Turner. Moore's contributions are confusing to identify as his writing varied according to which hand he used and his right-hand script was very similar to Scott's. Weatherley was responsible for all the working drawings for the Norwich church [56].

Dating - The drawings very seldom bear dates. They have been dated largely by reference to the MS material in the RIBA and, less precisely, by the address written after Scott's name (for which see biographical note).

Prov: Unless otherwise stated the drawings were pres. by Richard Gilbert Scott, 1967

[1] AMPNEY ST PETER (Glos): Church of St Peter Preliminary designs & designs for alternative schemes; preliminary designs, design & working drawings for scheme as executed for restoration, enlargement & fittings; c.1878 (22):

1-6 Scheme A, for new NW porch, nave & chancel to N of existing church & for tower with saddleback roof

1-4 Preliminary designs

1 Ground plan, E & W elevations showing tower with straight parapet, pinnacles & low capped roof

Scale: $\frac{1}{8}$ in to 1ft

Insc: *Ampney St Peter*

2 Sections through chancel & nave

3 S elevation

4 Longitudinal section looking S

1-4 Scale: $\frac{3}{16}$ in to 1ft

Insc: As above & *Ampney St Peter*; No.2v *Ampney St Peters - Old*
Pencil (535 x 655)

5-6 Design

5 Plan

Scale: $\frac{3}{16}$ in to 1ft

Insc: *Ampney St Peter* | Cirencester | Scheme A | No.1
s: G. G. Scott Jnr Architect | VII Duke St | Portland Place W

Pen with blue & pink washes (600 x 415)

6 East Elevation & West Elevation, with flier over top of tower replacing design as in No.1 with gabled top
Scale: $\frac{3}{16}$ in to 1ft

Insc: As above & *Ampney St Peter* | Cirencester | No.2
Pen with yellow & mauve washes (415 x 600)

7-11 Design for Scheme B, similar to Scheme A

7 Plan

8 North Elevation

9 East Elevation & West Elevation

10 Section thro' Chancel & Section thro' Nave

11 Longitudinal Section

7-11 Scale: $\frac{3}{16}$ in to 1ft

Insc: As above, *Ampney St Peter* | Cirencester | Scheme B | No.1, 2, 3, 4 & 6
s: Architect | VII Duke St | Portland Place W

7 Pen with blue & pink washes; 8-11 Pen with blue & yellow washes; all on linen (410 x 555)

12 Design for Scheme C, similar to Scheme A, but new nave shorter & E end flush with old E wall
Plan

Scale: $\frac{3}{16}$ in to 1ft

Insc: As above, *Ampney St Peter* | Cirencester | Scheme C & Schedule of Accommodation totalling 146
s: G. Gilbert Scott Jnr Architect | VII Duke St | Portland Place W

Pen with blue & pink washes on linen (350 x 480)

13 Design for Scheme D for new N chancel aisle & existing chancel lengthened to E
Plan

Scale: $\frac{1}{8}$ in to 1ft

Insc: *Ampney - St Peters - Church* | Proposed Enlargement | Scheme D

s: G. Gilbert Scott Jnr Architect

Pen with pale blue & dark blue & pink washes (350 x 250), torn in two & repaired

14-16 Scheme E, as executed, for new NW porch, N aisle & NE vestry

14-15 Preliminary designs

14 Plan, longitudinal section looking S & cross-section

15 N, E & W elevations

14-15 Scale: $\frac{3}{16}$ in to 1ft

Insc: *Ampney St Peters* | Scheme E
Pencil (655 x 535)

16 Design

Plan

Scale: $\frac{3}{16}$ in to 1ft

Insc: *Ampney-Saint-Peters* | Scheme E
s: G. Gilbert Scott Jnr Architect

Pen with pink, orange & blue washes on linen (320 x 425)

17-22 Working drawings

17 Sections of New Chancel roof & New Nave roof

Scale: $\frac{3}{4}$ in to 1ft

Insc: As above, *Ampney St Peters Church* | Roofs, with instructions & stamp of the ICBS, Plans Approved 16 JUL 78

Pencil & brown washes (535 x 330), torn

18 Portion of Longitudinal Section & section of New aisle Roof

Scale: $\frac{3}{4}$ in to 1ft

Insc: As above, with instructions & stamp as No.17
s: G. G. Scott Jnr Architect

Pen & brown washes (535 x 330)

19 Details of screen

Scale: Various & FS

Insc: Instructions given

Pencil & coloured washes (750 x 570), damaged & torn

20 FS side elevation of top of Reader's Desk

Insc: As above, *Ampney St Peter Church* & labelled s: G. Gilbert Scott architect | 31 Spring Gardens | London | S.W.-

Pencil & orange washes (630 x 535)

21 Plan of chancel floor showing tiling

Scale: $\frac{1}{8}$ FS

Insc: As above, with instructions & key to areas of Portland stone & encaustic tiling
Pencil & blue wash (250 x 350)

22 Elevations of Present Chancel Window & South Nave Window inside

Insc: As above, with comments, presumably by contractor, e.g. *We have commenced working the New Window Jambs from this pattern*
Pencil on tracing paper (385 x 265)

MSS: Account book

Lit: Verey, *Glos: The Cotswolds*, 1970, p.89

The five schemes for restoration were prepared in succession, the last, Scheme E, being executed in 1878-79.

[2] ASHE (Hants): Church of the Holy Trinity Survey drawings; designs for alternative schemes; preliminary designs, contract & working drawings for scheme as executed for restoration & enlargement, new fittings & lych-gate; 187-c.1878 (41):

1-4 Rough survey drawings on both sides of 4 foolscap sheets of writing paper headed *Holy Trinity* | Ashe

Insc: As above, *Ashe* & labelled, with dimensions given

d: Sept 23, 1874

Pencil (205 x 325)

5 Design for Scheme I for new N aisle, W wall & S porch

Plan

Scale: $\frac{3}{16}$ in to 1ft

Insc: As above & *Holy Trinity Church | Ashe, Hampshire | Scheme I; verso (in pencil) Ashe - Old*
s: G. Gilbert Scott Jnr. *Architect | 7 Duke Street, London*
Pen with grey & blue washes (450×660)

6-9 Designs for Scheme II for extended W end with central buttress & bell turret, S porch & new NE vestry

6 Plan

7 Section looking East, West Elevation & Section looking West with pencil alterations to W windows

8 South Elevation

9 Longitudinal Section

6-9 Scale: $\frac{3}{16}$ in to 1ft

Insc: As above, *Holy Trinity Church | Ashe, Hampshire | Scheme II*

s: G. Gilbert Scott Jnr. *Architect | 7 Duke Street, London*
w/m: J. Whatman 1873

Pen with blue, grey & brown washes (450×660)

10-14 Design for a further scheme, similar to Scheme II

10 Plan

11 South Elevation

12 North Elevation

13 West Elevation, East Elevation

14 Longitudinal Section

10-14 Scale: $\frac{1}{4}$ in to 1ft

Insc: As above & *Holy Trinity Church | Ashe*

Pen on linen (625×515)

15-18 Preliminary design for final scheme similar to Scheme II, but chancel extended to E with lower roof

15 Plan

Insc: Dimensions & area of existing church given

Pencil (500×330)

16 S elevation with buttress on W front deleted

Scale: $\frac{3}{16}$ in to 1ft

Pencil (500×330)

17 Rough perspective view from SW, with W central buttress

Pencil (530×330)

18 More detailed perspective as in No.17

Verso: Rough perspectives of unidentified church

Pencil (530×330)

19 *Ashe church interior Ground Plan*

Scale: $\frac{1}{8}$ in to 1ft

Insc: As above; verso *Ashe Contract* & addressed to
G. Gilbert Scott Esq. | 26 Church Row | Hampstead |
London N., postmark *Whitchurch | Hants & Micheldever | Hants, SP.19.77*

Pencil (225×445)

20-28 Set of contract drawings, the design as in Nos.15-18 but with no W buttress

20 Plan showing *Extent of Existing Church*

21 Longitudinal Section with pencil alterations

22 South Elevation

23 North Elevation

24 East Elevation, West Elevation with decorative monogram added in pencil

20-24 Scale: $\frac{3}{16}$ in to 1ft

Insc: As above, *Holy Trinity Church | Ashe | No.1 to No.5* respectively, with some dimensions given & *Saml Elliott*

Pen with pink, grey, brown & blue washes (615×450)

25 Sections of nave & chancel & elevation of arch to organ chamber

Scale: $\frac{1}{2}$ in to 1ft

Insc: *Ashe Church | No.6*, with instructions & dimensions given, *Messrs Farmer & Brindley | Please to take your notes | & return drawing without | delay to Hampstead | GGSj & Saml. Elliott*; verso addressed to *Messrs Farmer & Brindley | Sculptors | 67 Westminster Bridge Road | S., postmark 12.2.78 (?)*
s: G. Gilbert Scott Jnr.

26 Section thro' Nave looking East

Scale: $\frac{1}{2}$ in to 1ft

Insc: As above, *Holy Trinity Church | Ashe | No.7*, *Saml Elliott* & labelled, with dimensions given

27 West Turret &c.

Scale: $\frac{1}{2}$ in to 1ft

Insc: As above, *No.8*, *Saml Elliott* & labelled, with dimensions given

s: G. Gilbert Scott Jnr

28 Porch, Long Section, Plan & elevations of Porch Door

Scale: $\frac{3}{4}$ in to 1ft

Insc: As above, *Ashe Church | No.9*, *Saml. Elliott* & labelled, with dimensions given

s: G. Gilbert Scott j

25-28 Pencil with coloured washes (660×535)

29-30 Working drawings

29 Section thro' Turret & elevations of Vestry window & Organ Arch

Scale: $\frac{1}{2}$ in to 1ft

Insc: As above, *Holy Trinity Church | Ashe* & labelled, with dimensions given

Pencil with pink, brown & buff washes (660×535)

30 Sections through nave, chancel & vestry

Scale: $\frac{1}{2}$ in to 1ft

Insc: *Holy Trinity Church | Ashe* & labelled

Pencil with pink & brown washes (660×535)

31-32 Pulpit

31 Elevation & FS details

Pencil (535×660)

32 Plan & FS details

Insc: *Ashe Pulpit all in oak*

Pencil (660×535)

33 Elevation & FS details of Vestry Screen

Scale: 1in to 1ft, FS

Insc: As above, *Ashe Ch & Elliott Builder | Newbury*

Pencil (350×250)

34 Elevation & FS details of organ grille

Scale: 1in to 1ft

Insc: *Mr Deacon. Clerk of Works | Deane | Micheldever. Hants*

s: G G Scott j | *Architect*

Pencil (1350×570)

35 Elevations & plan of *Ashe chancel seats*

Scale: $\frac{3}{4}$ in to 1ft

Insc: As above

Pencil with blue & brown washes (250×350)

36 FS details & elevation of poppyhead for *Chancel seats*

Insc: As above

Pencil (660×535)

37 Elevations of Nave Seats

Scale: $\frac{1}{8}$ FS

Insc: As above, *Ashe Church*, with instructions & dimensions given

Pen on linen (550×395)

38 Elevation & FS details of *Chancel benches for children*

Scale: $\frac{1}{8}$ FS

Insc: As above, *Ashe church & one on each side 8|6 long | To be returned*

s: G. G. Scott *Archit*

Pencil (940×570)

39 Side elevation of lych-gate

Scale: $\frac{1}{2}$ in to 1ft

Insc: As above

s: G. G. Scott

Pencil with red, brown & buff washes (125×250)

40 Elevations & details of *Ashe Lychgate*

Scale: 1in to 1ft

Insc: As above, with instructions & dimensions given

s: G G Scott *Archit*

Pencil with buff & brown washes (660×535)

41 FS details of *Ashe Lychgate Barge board*

Insc: As above

Pencil & brown wash (1480×570)

For what are possibly early sketch designs for chancel parclose screens see [88].2v.

MSS: Account book; correspondence

Lit: *Builder*, XXXVI, 1878, p.789; Pevsner & Lloyd, *Hants*, 1967, p.82

The first designs for restoration and enlargement, which amounted to the building of a new church, were prepared in February 1876. The work was executed 1877-78 by Samuel Elliott of Newbury, and as well as the extensions comprised a new porch and lych-gate. New fittings included chancel seats, font, pulpit, vestry screen and a chancel screen using old fragments. The total cost was £6039 10s.

BADDESLEY, NORTH (Hants): Church of St John
See [138]

[3] BAKEWELL (Derbys): Church of All Saints

Unexecuted design for organ screen, c.1875;

preliminary design for chancel floor; working drawings mostly by Temple Moore for restoration of chancel with new stalls, screen, altar & reredos, 1881-82 (16):

1-2 Unexecuted design for organ screen in arch from tower to N transept

1 Rough elevation

Scale: $\frac{1}{4}$ in to 1ft

Insc: Verso *Bakewell Organ*

Pencil (230×370)

2 Elevation of *Design for Organ Front & Plan of Organ* [Fig.72]

Scale: $\frac{1}{2}$ in to 1ft

Insc: As above & *All Saints Bakewell*

s: G. Gilbert Scott Jnr. *Archit | London*

Pen with coloured washes, backed (670×465)

3 Preliminary design for marble & mosaic chancel floor

Rough detail

Insc: *Bakewell Pavement | field white | roses - red | marble "applique" outlined | with black - black stems | green leaves | black & white border | all let into grey | marble*

Pencil (125×185)

4-5 Working drawings for new stalls modelled on existing stalls

4 Plan of Stalls on North side

Scale: $\frac{1}{8}$ FS

Insc: As above, (All) *Saints Church Bakewell* & labelled, with dimensions given; verso addressed to Mr Elwell | 2 North Bar Without | Beverley, postmark *Bakewell* | DE.12.81

s: G. Gilbert Scott, *Architect* | 31 Spring Gardens | London
Pencil with buff & brown washes (570×810), cut LHS

5 FS detail of Tracery to desk fronts of chancel stalls

Insc: As above & *All Saints Church Bakewell*

s: G. Gilbert Scott | *Architect* | 31 Spring Gardens | London SW

Pencil & orange wash (570×890)

6-13 Working drawings for screen

6 Detail sections

Scale: $\frac{1}{8}$ FS, FS

Insc: *Bakewell Chancel Screen* & labelled

s & d: T.L.M. | 31/12/81 (i.e. Temple Lushington Moore)

Pen & brown wash on linen-backed tracing paper (400×695)

7 Elevation of Cone on East Side

Scale: $\frac{1}{8}$ FS, FS

Insc: As above, *Bakewell Chancel Screen* & labelled; verso addressed to Messrs Elwell | 2 North Bar Without | Beverley, postmark *Bakewell* | J.A.18.82

s: T.L.M. | 31/12/81

Pen & brown wash on linen-backed tracing paper (400×695)

8 FS details of Finials of buttresses West side of Screen only

Insc: As above & *Bakewell Screen*

Pencil & brown wash (570×755)

9 Full size of Cornice & Brattish | West side

Insc: As above & *Bakewell Screen*, with instructions

s & d: T.L.M. 4/3/82

Pencil with brown wash on tracing paper (415×550)

10 FS detail of traceries & side panels

Insc: As above

Pencil & brown wash (410×570)

11 FS detail of Tracery

Insc: As above & *Bakewell Screen*

Pencil & brown wash (560×570)

12 FS details of traceries of cone each side of Screen

Insc: As above & *Bakewell Screen*

Pencil with orange & brown washes (570×1060)

13 FS details of Doorway | West Side

Insc: As above & *Bakewell Screen*, with instructions

s & d: T.L.M. 26/1/81

Pencil & brown wash, linen-backed (840×1350, shape irregular)

14-15 Working drawings for altar

14 Front & Side elevations

Scale: 1in to 1ft

Insc: As above & *Bakewell Altar*

s & d: T.L.M. 2/3/82

Pencil & brown wash on tracing paper (200×350)

15 FS details of Front & Side Traceries

Insc: As above & *Bakewell Altar*

Pencil & buff wash (320×430)

16 Working drawing for communion rails

Elevation & FS details

Scale: $\frac{1}{8}$ FS

Insc: *All Saints Church | Bakewell | Communion Rail & To be of well seasoned English Oak*

s: G. Gilbert Scott *Architect* | 26 Church Row Hampstead
Pencil & brown wash on tracing paper (725×1080)

MSS: Account book; correspondence

Lit: Pevsner, *Derbys*, 1953, p.52

Scott was asked in 1874 to do work at Bakewell church by Archdeacon Edward Balston, Vicar of Bakewell 1869-91, who had taught him at Eton. His plan for restoration of 1874 was not carried out, nor was his design of 1875 for an organ and screen across the N transept. It was not until 1879 that Scott was asked to carry out his design for stalls, screen and reredos. Repairs were made to the chancel in 1878-79 (not by Scott), and in 1880-81 a new marble and mosaic floor to Scott's design was laid. New stalls with a high enriched back were executed in 1881-82, modelled on and incorporating existing medieval ones. At the same time the wood and alabaster reredos was erected. The choir screen, modelled on the ancient one across the Vernon chapel, and the communion rails were not begun until 1881. Scott proved unable to replace the existing decoration on the E wall, and the decorations on the N & S chancel walls have since been painted out. The woodwork was executed by James Elwell of Beverley and the marble by Joseph Twigg of Bakewell; the total cost was £2283 5s 6d. Temple Moore acted as Scott's assistant after 1880 and prepared all the working drawings. In 1911 the project for an organ screen in the N transept arch was revived by Scott's son Giles, but this was not executed either. See also Scott, Giles Gilbert [7].

BANGOR (Caerns): Cathedral church of St Deiniol
See Scott, George Gilbert Jnr & Scott, John Oldrid [1]

[4] BEDFORD: Church of St Paul

Survey drawings, preliminary designs, design & working drawings for the restoration & enlargement of the church, 1878-c.1884 (11):

1-2 Survey drawings for restoration of chancel

1 Sections of Roof over Chancel & Roof over Archdeacon's Court & plan of S wall of Archdeacon's Court as existing

Scale: $\frac{1}{2}$ in to 1ft

Insc: As above & *S. Pauls Church | Bedford*
d: Oct 1879

Pen with pencil alterations (485×670)

2 East Elevation of Chancel, Side Elevation & Plan of Stalls as existing

Scale: $\frac{1}{2}$ in to 1ft

Insc: As above & *S. Paul's Church, Bedford*

Pencil on tracing paper (570×505)

3-4 Design for raising chancel roof & for new E window

3 Rough elevation & interior half-section of East Window of Chancel

Scale: $\frac{1}{2}$ in to 1ft

Insc: As above, *S. Paul's Church Bedford* & (by centre lights of window) *these lights to be set out 1" wider than the rest*

s: G. Gilbert Scott *Architect* | 31 Spring Gardens | London

Pencil (650×540)

4 Elevation of East Window of Chancel

Scale: $\frac{1}{2}$ in to 1ft

Insc: As above & *St Pauls Church Bedford*

s: As No.3

Pencil (660×535)

Verso: FS detail of curves above E window

Insc: O. G. Curve as worked & fixed

Pencil

5-6 Design for new vestry & organ chamber

5 North Elevation & East Elevation of chancel

Insc: As above, No.2 & (under E elevation, in pencil) *Wrong*

s & d: Traced 20 Dec 1878 | T.T. (i.e. Thackeray Turner)
Pen on linen (990×550)

6 Section looking North of Chancel

Scale: $\frac{3}{16}$ in to 1ft

Insc: As above & No.4

s & d: Traced 20 Dec 1878 | T.T.

Pen on linen (710×495)

7-9 Working drawing for new vestry & organ chamber

7 Elevation of Arches into organ chamber & Vestry - Side towards chancel

Scale: $\frac{1}{2}$ in to 1ft

Insc: As above & labelled, with instructions, e.g.

Arches slightly 4-centred

s: G. G. Scott jun *Archit* (jun crossed out)

Pencil with buff wash (650×535)

8 Details of roofs & doors of New Vestries &c

Scale: $\frac{3}{4}$ in to 1ft, $\frac{1}{4}$ FS

Insc: As above, *St Pauls Bedford* & labelled

s: G. G. Scott jun. *Archit*

Pencil with brown & blue washes (655×530)

9 FS details of doors for New Vestries &c

Insc: As above, *St Paul's Bedford* & labelled

s: As No.8

Pencil with brown & green washes (655×530)

10-11 Design for new N aisle

10 W elevation of church with new N aisle

Scale: $\frac{3}{16}$ in to 1ft

Insc: *S. Paul's Church, Bedford*, marking existing work

Pencil on tracing paper (435×340), torn

11 Unfinished Plan showing proposed North aisle

Scale: $\frac{3}{16}$ in to 1ft

Insc: As above & *St Paul's Church Bedford*

w/m: J. Whatman 1882

Pen with blue & buff washes, N aisle & lettering in pencil (1015×685)

MSS: Account book; correspondence

Lit: *Builder*, XXXVIII, 1880, p.53; F. W. Kuhlicke, *The Parish church of St Paul, Bedford*, 1950, p.6; Pevsner *Beds*, 1968, p.46

In 1865 G. E. Street made a report on the state of the steeple and in c.1865-68 Robert Palgrave, who is said to have been a pupil of Sir Gilbert Scott, rebuilt the crossing tower and S transept and designed a new N transept to replace the one destroyed in the C15. A survey drawing and a design drawing by Palgrave are kept with Scott's drawings. Scott's first estimate for restoring and enlarging the church was prepared in 1873; the work carried out in 1878-80 included rebuilding the chancel with a higher roof, new clerestory, E window and arcades and adding a new vestry, organ chamber and turret N of the chancel. The contractor was Albert Kimberley of Banbury, the carving by Harry Hems of Exeter and the cost £3432 13s 9d. A new N nave aisle modelled on the existing S aisle was designed by Scott and erected in 1884; the estimated cost was £3060. See also Mallows, Charles Edward [2]; Travers, Howard Martin Otho [10].

[5] BEDWYN, GREAT (Wilts): Vicarage

Design for vicarage, c.1878 (8):

1 Ground Floor Plan & Cellar Plan

2 First Floor plan

3 Attic Plan & Roof Plan

4 Elevation of South East Front

5 Elevation of North East Front

6 Elevation of South West Front

7 Back Elevation

8 Section

1-8 Scale: $\frac{1}{8}$ in to 1ft

Insc: As above, *Great Bedwyn Vicarage & No.1 to No.8* respectively, with dimensions given; No.1 (on SW elevation) *window walled up*

s: G. Gilbert Scott, M.A. *Archit*.

Pen with blue & red washes on linen (345×450)

MSS: Account book

The vicarage was built in 1878-79; the cost, including that of the parish room, was £2314. The builder was Samuel Elliott of Newbury. It is now a private house, called 'Glebe House', and the outbuildings to the N have been dem.

[6] BIRMINGHAM: Oratory church of the Immaculate Conception, Hagley Road, Edgbaston
Preliminary design, design & working drawings for decorating St Philip's chapel, c.1880-81 (10):

1-2 Preliminary design

1 Rough elevation & details

2 Details

1-2 Scale: $\frac{1}{8}$ FS
Pencil (355 × 250)

3-4 Design

3 Plan & elevation

Scale: $\frac{1}{2}$ in to 1ft

Insc: *Church of the Oratory | Birmingham & To be estimated in Chellaston alabaster | with marble & glass mosaic*

s: G. Gilbert Scott. *Architect | 26 Church Row | Hampstead N.W.*

Pencil (535 × 660)

Verso: FS detail of marble inlay

Insc: *Oratory ch: | Birmingham*

Pencil

4 Plan & elevation, as in No.3

Scale: $\frac{1}{2}$ in to 1ft

Insc: As No.3, with details of placing of yellow, red, blue & green glass mosaics

Pen & pencil with blue & red washes on tracing paper (560 × 660)

5 Working drawing

$\frac{1}{2}$ Plan Floor, showing decoration

Scale: 1in to 1ft

Insc: As above, *Estimate No.4, S. Belham & Co. | Britannia Works | Buckingham Palace Road & labelled*

Pencil (400 × 440)

6-10 FS working drawings for decoration

6 Cornice & Pilaster

Insc: As above & *Church of the Oratory Birmingham | A*

Pencil (575 × 2900)

7 Tabernacle

Insc: As above & *Church of the Oratory Birmingham | B*

Pencil & pale yellow wash (575 × 970)

8 End panel of altar front

Insc: As above & *Church of the Oratory Birmingham | C*

Pencil & yellow wash (575 × 970)

9 Details of inlay

Insc: *Estimate No.1 Mosaic & Altar in Gold & colors | Estimate No.2 Mosaic Gold & Colors & S. Belham & Co | Britannia Works | Buckingham Palace Road*

Pencil & yellow wash on tracing paper (700 × 800), damaged

10 Details of inlay

Insc: *Estimate No.3 ... Gold & Colours*

Pencil (1380 × 580), torn

MSS: Account book; correspondence

Lit: *Sacristy*, III, 1881, p.118 (illustration); Pevsner & Wedgwood, *Warwick*, 1966, p.166

Scott was asked by Cardinal Newman in 1880 to improve the chapel of St Philip. As there was not sufficient money to execute the whole design, detailed estimates for the different parts in marble and mosaic were obtained in 1881. The reredos and altar, but not the side panels, were executed by Hall & Co. of Derby in 1882.

BRIGHTON, GREAT (Northants): Church of St Mary
See [140]

[7] BRIGHTON (Oxon): Church of St Mary the Virgin

Contract & working drawings for restoration, 1879, & design for painted glass (9):

1-2 Contract drawings

1 Nave roof plan, cross section & FS details

Scale: $\frac{1}{4}$ in to 1ft, $\frac{3}{4}$ in to 1ft

Insc: As above, *Broughton Church & This is one of the drawings referred to in an Agreement dated the ... (blank) day of March 1879 | Witness ... (blank) H. R. Franklin & labelled, with instructions*

s: G. Gilbert Scott *Architect | 31 Spring Gardens | London*

2 Plan & sections of South Aisle Roof

Scale: $\frac{1}{4}$ in to 1ft, $\frac{3}{4}$ in to 1ft

Insc: As above, as No.1 & *This roof will be practically entirely new, with dimensions given*

s: As No.1

1-2 Pen with blue, buff & brown washes (535 × 660)

3-8 Working drawings

3 Plan & section of South Aisle Roof

Scale: $\frac{1}{4}$ in to 1ft, $\frac{3}{4}$ in to 1ft

Insc: As above & *Broughton Church*, with instructions
s: *Architect | VII Duke St. | Portland Place | W*
w/m: J. Whatman 1878

Pen with blue & buff washes (495 × 635)

4 Details of nave roof, as No.1

5 Details of S aisle roof, as No.2

4-5 Pen with blue, brown & buff washes on backed tracing paper (515 × 645)

6 Plan of chancel floor

Insc: *Broughton | Church floor*; verso addressed to

Mr H. R. Franklin | *Builder | Deddington | Oxon*

Pencil (245 × 250)

7 FS elevation of porch gable cross

Insc: *Broughton Church | Porch Cross | thus. GGS & Remains of old cross found in wall*; verso addressed to Mr Franklin as No.6, postmark NW | 10.11.79, & to The Revd. C. F. Wyatt | *The Rectory | Broughton | Banbury*, postmark Banbury | NO.12.79

Pencil (570 × 660)

8 Section of Parapet to Nave

Scale: FS

Insc: As above

Pencil (560 × 1235)

9 Design for painted glass

FS detail of top part of S chancel window

Insc: *Broughton Church | 2 left hand lights*, with instructions including *Paint the glass all over first & On Bright Perpendicular blue ...*

s: G. G. Scott jr

Pencil with blue, brown & yellow washes (520 × 660), damaged & torn

MSS: Account book; correspondence

Lit: Sherwood & Pevsner, *Oxon*, 1974, pp.490-492

The chancel had been earlier restored by Sir Gilbert Scott, who delegated the sedilia and piscina to G. G. Scott Jnr, who was understandably irritated when J. O. Scott coarsely restored the E window and chancel roof in 1876. The work executed in 1878-79 consisted of the renewing of the nave, S aisle and porch roofs, 'without Fandangling', as Lord Saye & Sele wished. The contractor was H. R. Franklin of Deddington and the cost £1716. The four-light S chancel window was designed by Scott and executed by Burlison & Grylls. For another commission from Lord Saye & Sele see [8]. See also Scott, George Gilbert Snr [159].51.

[8] BROUGHTON CASTLE (Oxon): Gardener's cottage
Preliminary design, design & working drawings for Lord Saye & Sele, c.1877 (6):

1 Preliminary design

Plan & elevations

Scale: $\frac{1}{8}$ in to 1ft

Insc: *Broughton Castle - Cottage for Gardener ... Cost £400*

Pencil (535 × 660)

2 Design

Bedroom floor plan, Ground Floor Plan, East Elevation & South Elevation

Scale: $\frac{1}{8}$ in to 1ft

Insc: As above & *Gardener's Cottage | Broughton*

s: G. Gilbert Scott jnr

Pen on linen (370 × 465)

3-6 Working drawings

3 South Elevation

4 West Elevation

5 North Elevation

6 Section thro' Sitting room & Section thro' upper windows

3-6 Scale: $\frac{1}{2}$ in to 1ft; No.6 1in to 1ft

Insc: As above & *Gardener's Cottage | Broughton*, with dimensions

Pencil & yellow wash (530 × 660)

MSS: Account book; correspondence

Lit: See Addendum, p.187

Scott was responsible for the restoration of the principal rooms and the chapel of the castle for Lord Saye & Sele, Archdeacon of Hereford, from c.1866 to 1870. Further restoration was undertaken in 1876-79. The gardener's cottage was designed at the same time and erected in 1877. (Information from H. Gordon Slade.) Correspondence about the restoration is preserved at the castle.

[9] BURTON HILL (Wilts): Burton Hill House

Working drawing for mantelpiece, c.1877; preliminary design & working drawings for decoration of Great Room for Col. C. W. Miles, c.1881-82 (7):

1 Elevation & FS section of Bed Room Mantle Pieces

Scale: 1in to 1ft

Insc: As above, *in Portland Stone or else in Purbeck Stone*

& *Watts & Co. - 30 Baker St*; verso Col. Miles |

Burton Hill | Malmesbury

Pencil with yellow & brown washes (535 × 600)

2-3 Preliminary design

2 Rough elevation of panelling in Great Room

Insc: *Colonel Miles | Burton Hill | Malmesbury | Wilts*

Pencil (535 × 660)

3 Rough elevation of panelling

Scale: $\frac{3}{4}$ in to 1ft

Pencil (535 × 660)

4 Design for ceiling of Great Room

Plan looking up

Scale: $\frac{1}{4}$ in to 1ft

Insc: Dimensions given

Pen (300 × 340), damaged

5-7 Working drawings

5 Plan of Ceiling of Great Room

Scale: $\frac{1}{2}$ in to 1ft

Insc: As above & *George Milliner - Carpenter & Joiner | Burton Hill*

s: G. Gilbert Scott. *Architect | 31 Spring Gardens | SW1*

Pencil & blue wash (530 × 655)

6 Heraldic design for Centre panel for ceiling

Scale: $\frac{1}{2}$ FS

Insc: As above & *Burton Hill*

Pencil on tracing paper (755 × 735)

7 FS section of *Great Cornice Round the Whole of the Room*
Pencil & blue wash on tracing paper (520×710), damaged

MSS: Correspondence

The alterations at Burton Hill House were principally the panelling, fireplaces and elaborate heraldic ceiling in the Great Room, executed for Col. C. W. Miles by George Milliner in 1881-82.

[10] CAMBRIDGE: Christ's College

Survey drawings; alternative designs for the restoration & lengthening of the hall; design, contract & working drawings for the restoration & heightening of the hall; preliminary design, design & working drawings for staircase to combination room; working drawing for restoration of First Court; design & working drawing for restoration of chapel windows; 1874-c.1882 (43):

1-12 Survey drawings & sketches of various parts of the college

1 Details of hall & part of fellows' building

Insc: Dimensions given

Pencil (275×375)

2-4 Three sheets of survey sketches of hall, buttery & combination room

Insc: Notes & dimensions given

d: (No.3) May 23, 1874

Pencil (355×255)

5 Detail probably of hall screen, possibly drawn by Temple Moore

Insc: Descriptive labelling given; verso *Xt. Coll.*

Miscellaneous

Pencil (250×780), stained

6 Details of hall screen

Scale: 1in to 1ft

Pencil (355×255)

7 Plan of ceiling of combination room (?)

Pencil (330×530)

8-9 Part-elevations & sections of street front of First Court, unfinished, with pencil alterations

8 *Street Front*

Insc: As above

9 Side facing into court

8-9 Scale: $\frac{1}{2}$ in to 1ft

Pen, pencil & buff wash (555×385)

10 Unfinished elevation of 1 bay of Fellows' Building
Pen & pencil (505×680)

11 Details of hall screen & (verso) mouldings

Scale: $\frac{1}{4}$ in to 1ft, FS

Pencil (660×535)

12 Elevation & details of *Arches at South End of Hall*

Scale: 1in to 1ft, FS

Insc: As above

Pencil (660×535)

13 Design for restoring & lengthening hall to N with new 2nd oriel window & new central lantern
West Elevation of Hall with existing lantern pencilled in
Scale: $\frac{3}{16}$ in to 1ft

Insc: As above & *Christ's College, Cambridge* |

Drawing No.6, new lantern marked *omit* & *old one* by pencil alterations

w/m: J. Whatman 1873

s: *G. G. Scott Junr. Architect* | 7 *Duke Street, London*

Pen with buff, brown & blue washes (655×450)

14-15 Alternative design for lengthening hall to N with new lantern to S

14 *West Elevation of Hall*

15 *Section thro' Hall showing Screen*

14-15 Scale: $\frac{3}{16}$ in to 1ft

Insc: As above & *Christ's College, Cambridge*, metal tie

rod in No.15 marked *omitted*

w/m: J. Whatman 1873 & 1874 respectively

s: *G. Gilbert Scott junr | architect*

Pen with blue, buff & brown washes (655×450)

16 Design for restoration of hall

Elevation of *Screen of Hall*

Scale: 1in to 1ft

Insc: As above & *Christ's College, Cambridge*, with

pencil notes

Pen & purple wash (655×450)

17-27 Contract drawings for restoration of hall

17 *Plan of Hall*

18 *Plan of Hall Showing Windows*

19 *Section through Hall looking North & Section through*

Hall looking South

20 *Longitudinal Section thro' Hall*

21 *West Elevation*

22 *East Elevation of Hall* with existing lantern

pencilled in

17-22 Scale: $\frac{3}{16}$ in to 1ft

Insc: As above, *Christ's College | Cambridge No.1* to

No.6 respectively & *This is one of the Drawings*

referred to in my Contract dated July 1. 1876 Benj Attack

& Son

Pen with red, blue & buff washes (585×435)

23 Elevation & details of *Chimney Stack on North Gable*

24 Details of entrance & windows of *Hall | West Side*

25 Details of *Hall | East Front*

26 Plan & details of *Oriels*

27 Internal & external elevations of oriel

23-27 Scale: $\frac{1}{8}$ in to 1ft, FS

Insc: As above & *This is one of the Drawings referred to*

my Contract dated . . . (blank) Benj Attack & Son &

Nos.23-24 (additionally, in pencil) G. G. Scott Jun

Pencil & blue wash on backed tracing paper

(515×655)

28-29 Working drawings for restoration of hall

28 Details of *East Doorway of Hall*

29 Details of *West Doorway*

28-29 Scale: $\frac{3}{4}$ in to 1ft, FS

Insc: As above, with instructions & dimensions given

s: *G. G. Scott Jr*

Pencil with blue & buff washes (535×950, 535×660)

30 Preliminary design for *Stairs to Combination Room*

Plan & sections

Scale: $\frac{1}{8}$ in to 1ft

Insc: As above, with list of instructions including *Take*

sizes of Classic wds & What degree of enrichment to stairs?

Pencil (535×660)

31-34 Design for *Stairs to Combination Room*

31 *Ground Floor plan*

32 *First Floor Plan*

33 *Section . . . looking South*

34 *Section . . . looking East*

31-34 Scale: $\frac{1}{2}$ in to 1ft

Insc: As above, *Christ's College | Cambridge | No.1* to

No.4 respectively; *No.34 Combination Room Stairs. Mr*

Scott's Drawings | Plans I-IV. Received 13 April. 1877

s: *G. Gilbert Scott jun Architect | VII Duke St |*

Portland Place W.

Pen with blue, pink & buff washes (440×555)

35-40 Working drawings for combination room staircase

35 *Ground Floor plan, First Floor plan & elevation of*

East side of Vestibule showing panelling

36 Elevations *Looking South & Looking West* showing

panelling

37 Elevations *Looking North & Looking East* showing

panelling

35-37 Insc: As above & *Christ's College | Combination*

Room Staircase, with dimensions given

s: *G. Gilbert Scott junr | Architect*

Pencil with coloured washes (460×645), damaged &

stained

38 Plan & sections of staircase

Scale: $\frac{1}{4}$ in to 1ft

Insc: *Xt Coll: Combination Room Stairs*, with

dimensions given

s: *G. Gilbert Scott junr*

Pen on linen (235×505)

39 FS details of mouldings

Insc: *Stairs to Comb. Room &c*

Pencil on tracing paper (240×370)

40 *Correct details of window of Staircase to Combination Room*

Scale: $\frac{1}{2}$ in to 1ft, FS

Insc: As above, with instructions including *Details to*

be corrected to agree exactly with old window near pump

Pencil & blue wash (535×655)

Verso: *Sketch of old window head*

Pencil

41 Working drawing for restoration of windows on

hall side of First Court

Elevation & details; verso, details

Scale: $\frac{1}{2}$ in to 1ft, FS

Insc: *Xt Coll. 1st Court*, with instructions including

Details to be corrected to agree exactly with details of

ancient window by the pump & 4 carved heads to be worked

as those of ancient window by the pump

Pencil (535×655)

42 Design for restoration of chapel windows

Elevation of *North & South Windows of Chapel Restored*

Scale: $\frac{3}{4}$ in to 1ft

Insc: As above, *Christ's College, Cambridge & approved*

Feb. 10. 1882 | Estimate £65.0.0, with pencil notes

s: *G. Gilbert Scott, M.A., F.S.A. | Architect |*

Hampstead, N.W.

Pen (550×380)

43 Working drawing for restoration of chapel windows

Elevation of *N & S Windows of Chapel*

Scale: 1in to 1ft

Insc: As above, with instructions

Pen on tracing paper (440×590), damaged

MSS: Account book; correspondence

Lit: R. Willis & J. W. Clark, *Architectural history of the*

University of Cambridge, II, 1886, p.220; RCHM, *City of*

Cambridge, 1959, I, pp.25-37; Pevsner, *Cambs*, 1970,

p.50; R. J. F. Bassett, 'Late Victorian restoration at

Christ's', *Christ's College Magazine*, May 1977

Scott surveyed the college buildings in 1874 and

delivered his report in November 1875. His designs

for the restoration of the hall did not include its

lengthening, as first envisaged, but the walls were

rebuilt 6ft higher so that the hall stands above the rest

of the court and a new E oriel was built matching the existing W one. The plaster ceiling and panelling of 1722 were removed; the original roof and screen were repaired and replaced and the new panelling modelled on old fragments. At the same time the entrances were altered and a new staircase to the combination room constructed. The work was executed in 1876-79, the contractor was Benjamin Attack & Son and Rattee & Kett was responsible for the woodwork. The total cost was £5896 11s 10d. In 1882-83 the two S windows of the chapel were restored by Rattee & Kett and filled with glass by Burlison & Grylls. The total cost was £442 7s 6d. Correspondence is preserved at the college. See also [44].50.

CAMBRIDGE: Church of St Mary the Less
See [141]

[11] CAMBRIDGE: Church of St Michael
Working drawing for communion rail, c.1868-70; design & working drawing for pulpit & working drawing for stall book desks, c.1882 (4):
1 Working drawing for communion rail
Part Elevation of Communion Rail looking East & FS details of uprights
Scale: 1/8FS
Insc: As above & St Michael's Church Cambridge (deleted) *Wybham on the Hill Church. Communion Rail*, with dimensions & instructions given, e.g. *To be of well Seasoned English Oak / Stained dark & wax polished* (latter part deleted) & *Two rails for St Peter Ipswich / 7/3 long with 3 uprights each*; verso *The Reverend R. B. Somerset / Brookside (Cambridge) / From Rattee & Kett s: G. Gilbert Scott, Jr / Architect / 12 Cecil St. Strand* (deleted) 7 *Duke Street / London*
Pencil with brown wash (1050 × 745), damaged

2 Design for pulpit
Elevation
Scale: 1/8FS
Insc: *St Michaels Church Cambridge / Design for Pulpit s: G. Gilbert Scott / Architect / Hampstead N.W.*
Pen with brown wash (530 × 385)

3 Working drawing
Detail of tracery on pulpit panel
Pencil on tracing paper (320 × 380)

4 Working drawing
Elevation & FS details of Stall Book Desks
Scale: 1/8FS
Insc: As above & St Michaels Cambridge, with instructions & dimensions given
Pencil with brown wash (535 × 650)

MSS: Account book; correspondence
Lit: Pevsner, *Cambr*, 1970, p.228
Scott rearranged the chancel in c.1870, presumably when his father restored the church, adding stalls, altar rail and reredos at a cost of £291 4s 2d. The pulpit was made in 1883 by Rattee & Kett for £60.
Following the recent internal division of the church, these furnishings have disappeared.

[12] CAMBRIDGE: King's College, chapel
Working drawings for brass candle standards, c.1871 (4):
1-3 FS drawings of black-letter inscriptions
1 *Inscription on upper rim / No:1*
2 *Inscription on upper rim / No:2 & Inscription to go under both shields*
3 *Inscription on lower rim / No:3*

1-3 Insc: As above & Kings Standards; No.3v addressed to G. Gilbert Scott, jun. Esq. / care of Mr Barkentin / Goldsmith / 291 Regent Street / (W), postmark Broad Windsor / DE 29 71
s: G. Gilbert Scott, Junr / Archt
Pen & wash (570 × 570, 570 × 660, 570 × 880)

4 FS details of 2 friezes
Insc: *Kings Chapel Standards*, with instructions including *A is for one standard. C for another. / models shd be made*; verso addressed to Mr Barkentin as No.3 s: G. Gilbert Scott jun
Pencil & buff wash (250 × 350)

MSS: Account book
Lit: RCHM, *City of Cambridge*, 1959, I, pl.155 (for E end of chapel before alteration); Pevsner, *Cambr*, 1970, p.107
King's College chapel roof was repaired by Sir Gilbert Scott in 1861-63, under his son's supervision (see [142] & cf. Scott's *Essay*). The two brass candle standards on marble bases were executed by Barkentin & Krall in 1871 for £550. They originally stood either side of the altar, but were removed prior to the alteration of the choir of 1968 and are now in store along with Detmar Blow's panelling. See also Scott, George Gilbert Snr [16], [159].47; Scott, Giles Gilbert [26]; Burges, William; Goldcutt, John [1]; Vulliamy, Lewis attrib. to; Webb, Sir Aston & Bell, Edward Ingress [3].

[13] CAMBRIDGE: Pembroke College
Survey drawings, preliminary designs & designs for alternative schemes, & preliminary designs, design & working drawings for the executed scheme, for the new hostel (84); survey drawings, design & working drawings for the restoration & enlargement of the chapel (15); sketch survey drawings, design & working drawings for the restoration of the W side of First Court (20); survey drawings, alternative design, & design & working drawings for scheme as executed for restoration of the N side of First Court (24); c.1878-83 (143):
1-84 New hostel on corner of Pembroke Street & Tennis Court Road
1-4 Survey drawings
1 Site plan
Scale: 1/4in to 1ft
Insc: *The requirements of the Cambridge Improvement Commissioners s & d: Signed by William Bonyer / Town Surveyor / 30 June 1879*
Pen on linen (260 × 270)

2 Block Plan of Houses &c in Pembroke St & Tennis Court Road
Scale: 1/4in to 1ft
Insc: As above & (Note) *the Improvement Commissioners meet on the 29th Dec on which day they wish to have a proposal from you how you wish to arrange about Bay windows & what you propose to give in exchange for them*
Pen on linen (1090 × 820), originally attached to No.1

3 Plan of Frontage of Pembroke Street Block & Ground Plan of No.21
Scale: 1/16in to 1ft, 1/8in to 1ft
Insc: As above
Pen & red wash (380 × 280)

4 Block Plan of Masters House
Scale: 1/4in to 1ft
Insc: As above & Pembroke Coll Cambridge; verso addressed to London / Mr Thackeray Turner / 26 Church Row / Hampstead, postmark Cambridge / DE 23 80
Pencil with blue & red washes (1650 × 780), shape irregular

5-14 First scheme for new hostel, with servants' houses along Pembroke Street
5-8 Preliminary designs
5 *Pembroke Ground Plan of Small Houses*; verso, rough sketches
Scale: 1/8in to 1ft
Insc: As above, with dimensions given
Pencil (350 × 250)

6 Rough sections
Scale: 1/16in to 1ft
Insc: *Heights for cubing / Pembroke & S Johns - Oxf.*
Pencil (250 × 350), torn

7-8 Alternative plans
7 *Scheme A* plan with *Keeping Rooms & entrance tower* along Tennis Court Road & 8 *Houses for the College Servants* along Pembroke Street

8 *Scheme B* plan as *Scheme A* but with additional wing to S enclosing courtyard

7-8 Scale: 1/16in to 1ft
Insc: As above & Pembroke College. Cambridge / Proposed New Buildings
s: G. Gilbert Scott. Architect. 31 Spring Gardens / London
Pen with pink & blue washes (530 × 380)

9-11 Design
9 *Servants Houses. Elevation of Front Facing South* [Fig.88]
w/m: Whatman 1878
Pen (970 × 640)

10 *Elevation of North Front towards P(embroke Street)*, drawing cut on LHS leaving only 4 servants' houses (see No.14)
Pen (640 × 510)

11 *Elevation of East Front towards Tennis Court Road*
Pen (730 × 640), torn & damaged on RHS

9-11 Scale: 1/8in to 1ft
Insc: As above, *Pembroke College Cambridge / Proposed New Buildings & (in pencil) 1st design*
s: G. Gilbert Scott. Spring Gardens. London

12-14 Design for 4 servants' houses only, Nos.13 & 14 cut out & detached from larger drawings (Nos.9 & 10) of the 8 houses projected along Pembroke Street, presumably for use with the 2nd scheme (see below) & later for the Evans' Estate (see [50])
12 *Ground plan of 4 Houses for College Servants*
Scale: 1/8in to 1ft
Insc: As above; verso (in pencil) *Evans Estate s: G. Gilbert Scott. Architect. 31 Spring Gardens / London*
w/m: J. Whatman 1878
Pen with buff & blue washes (330 × 540)

13 Elevation of 4 houses, corresponding with No.9, cut on LHS & with title cut out
Scale: 1/8in to 1ft
Insc: Pencil instructions, e.g. *omit certain parts*
s: As No.12
Pen (460 × 530)

14 Elevation of 4 houses, cut from No.10 & stuck on to new piece of paper with title cut out, cut on RHS, leaving part of higher elevation corresponding with 2nd scheme (see No.22)
Scale: 1/8in to 1ft
Insc: Pencil instructions, e.g. *omit walls & on extreme right Insert two sets*
Pen (460 × 530)

15-25 Second scheme for new hostel with wing facing Tennis Court Road & wing with porters' lodge in Pembroke Street
15-19 Preliminary design with short wing facing Pembroke Street with room beyond for 4 servants' houses (see 1st design above)
15 *Ground Plan*
Scale: 1/8in to 1ft
Insc: As above, *Pembroke Coll / New Buildings, 2nd design & (to W along Pembroke Street) 74ft for 4 houses. out to out*
Pencil (535 × 660)

16 Ground plan similar to No.15
s: *G. Gilbert Scott. Architect | 31 Spring Gardens | London S.W.*
Pencil (660 × 535)

17 Elevation of *Tennis Court Road Front*

18 Elevation of E side of *New Court*

19 Elevation of *North Side of New Court* facing into court

17-19 Scale: $\frac{1}{8}$ in to 1ft
Insc: As above, *Pembroke College Cambridge | New Buildings & 2nd design*; No.17 Or *Scott's sketch*; No.19 indication of 4 cottages
s: As No.16
Pencil (330 × 535)

20-25 Design with Pembroke Street front extended to replace servants' houses

20 *Ground Plan of New Buildings* on 2 pieces of paper stuck together to allow for extension to W, with line of existing buildings marked

21 *First Floor Plan*

22 Elevation of *North Side of New Court* on 2 pieces of paper as No.20

23 Elevation of *Front Facing Pembroke Street* on 2 pieces of paper as No.20 with pencil alterations

24 *Elevation of Tennis Court Road front*

25 Elevation of *East Side of New Court*

20-25 Scale: $\frac{1}{8}$ in to 1ft
Insc: As above, *Pembroke College Cambridge | Second Design & stamp of Cambridge Improvement Commissioners | Approved 8.1.80*
s: *G. Gilbert Scott M.A., Archt. | 31 Spring Gardens | London*
20-21 Pen with blue & buff washes
22-25 Pen
20-25 (755 × 535)

26-39 Scheme as executed, modified from 2nd scheme

26-29 Preliminary design with N front with 2 staircases, shorter than executed design

26 *North Elevation in Court*

27 Elevation of *Pembroke Street Front*

28 *East Elevation in Court*

29 Elevation of *Tennis Court Road front*

26-29 Scale: $\frac{3}{16}$ in to 1ft
Insc: As above
Pencil (660 × 535)

30-34 Design as executed before N front further extended

30 *Ground floor Plan of New Court*

31 *Plan of Attic Floor*

30-31 Scale: $\frac{3}{16}$ in to 1ft
Insc: As above & *Pembroke College Cambridge (New Hostel)*, with instructions & dimensions given & W end of N front marked *Note, None of the work enclosed in this line is to be carried up until instructions are received from Mr Scott that it is to be carried up* - T.T. (Thackeray Turner)
s: *G. Gilbert Scott. Architect | 31 Spring Gardens | London*
Pen & blue wash on linen (800 × 620, 730 × 710)

32 *North Elevation in Court* showing lower 2 storeys only

33 Elevation of *Pembroke Street Front* showing lower 2 storeys only

34 *Tennis Court Road Front & East Elevation in Court* showing lower 2 storeys only

32-34 Insc: As above & *Copy*, with dimensions given
Pen on tracing paper (510 × 265, 430 × 700, 650 × 530), torn

35-38 Designs for extension of 3rd staircase to W end of N front

35 *First floor plan of the double set of rooms to be added to the end of the Pembroke Street block*

Scale: $\frac{3}{16}$ in to 1ft

Insc: (on backing sheet) As above
s: (on backing sheet) *G. Gilbert Scott. Architect. 26 Church Row | Hampstead N.W.*

Pen with buff & blue washes (400 × 480)

36-38 Alternative elevations for W end of N front

36 *West end of block facing Pembroke Strt*

Scale: $\frac{3}{16}$ in to 1ft

Insc: As above

s: *G. Gilbert Scott. Architect | 26 Church Row | Hampstead N.W.*

Pen on tracing paper, cartridge-backed (475 × 400)

37 Elevation as No.36 but with no central group of pilasters

s: As No.36

Pen on tracing paper (510 × 335)

38 Elevation as No.36 but with no windows or central pilasters

Pen on tracing paper (530 × 380)

39 Elevation of Pembroke Street front as executed, prepared for publication [Fig.89]

Scale: $\frac{3}{16}$ in to 1ft

Insc: Verso *Pembroke New Hostel* as executed

w/m J. Whatman 1881

Pen: (1010 × 680)

Reprd: BN, XLII, 1882, p. 816

40-57 Preliminary working drawings

40 Details of *Tennis Court Road* elevation; verso, more details

Scale: $\frac{3}{4}$ in to 1ft

41 Elevation of staircase windows & pilasters; verso, details of mouldings

Scale: $\frac{3}{4}$ in to 1ft

42 Detail of end of block showing pilasters

43 Details & section of dormers & parapet

42-43 Scale: $\frac{1}{8}$ FS, 1in to 1ft

44 End of E block; verso, details of dormers & chimneysacks

45 Elevation & details of entrance arch; verso, more details

44-45 Scale: $\frac{3}{8}$ in to 1ft

46 Elevation & section of entrance arch

Scale: $\frac{3}{4}$ in to 1ft

Damaged

47 Plan of soffit of entrance arch

Scale: $\frac{1}{8}$ FS

48 Elevation of entrance gates
Scale: 1in to 1ft

49 *Porters Lodge Door*: plan & elevation of *Porters' Lodge Stairs*
Scale: $\frac{1}{8}$ FS, $\frac{3}{4}$ in to 1ft

50 Elevations & section of *Latrines* at W end of N block
Scale: 1in to 1ft

51 *Section through First Floor of Tennis Court Rd Block* showing bookshelves & cupboards in *Bedroom & Sitting Room*

52 *Section of ground floor room of Pembroke St wing next St | looking towards street*

53 *Section across Pembroke Street block on First floor*

54 *Inside Elevation of Bay window & Section of bay window*; verso, details of windows

51-54 Scale: $\frac{3}{4}$ in to 1ft

55 Elevation & section of *Bedroom Mantels*
Scale: $\frac{1}{8}$ FS, FS

40-55 Insc: As above & some marked *Pembroke New Hostel*, with instructions & dimensions given
Pencil (535 × 660; Nos.42, 47, 51-54, 535 × 330)

56 Elevation of down-pipe & rainwater-head
Scale: $\frac{3}{4}$ in to 1ft
Pencil (170 × 640)

57 Elevation of pilaster capitals
Insc: Dimensions given
Pencil on linen (210 × 190)

58-84 Working drawings

58 Block plan of *Court in New Hostel* showing drains
Scale: $\frac{3}{16}$ in to 1ft

Insc: As above & *Pembroke College Cambridge*, with notes about drains

Black & red pen on linen (1070 × 715)

59 Plan & section of *Proposed Roof New Hostel & elevation of Window in the angle of Court*
Scale: $\frac{1}{4}$ in to 1ft

Insc: As above & *Pembroke College Cambridge*, with comments, e.g. *You will see that the struts are not in any regular form . . . please send me your Idea* (presumably by clerk of works)

Pencil with red & yellow washes on tracing paper (780 × 500)

60 Three part-elevations of single bays of the exterior
Scale: $\frac{3}{4}$ in to 1ft

Insc: *Pembroke College Cambridge | New Court Buildings*
s: *G. Gilbert Scott. Archt. | 31 Spring Gardens | London*
Pencil & yellow wash (535 × 660)

61 FS section of *Great Cornice & Arch Frame*
Insc: As above & *one of these shields will have to be modelled & offered up for Mr Scott to see*, with other instructions
s & d: *G. G. Scott | 10/6/81*
Pencil (650 × 545)

62 Elevation of pilasters with carved angels
Scale: $\frac{3}{4}$ in to 1ft
Insc: Instructions about levels & courses of stone
Pen on linen (480 × 175)

63 FS elevation of rainwater-head
Pencil (660 × 535)

64 Elevation & plan of *Band for lead down spouts*; verso, elevation of *Iron band of down spouts*
 Insc: As above; verso *Note: The bottom band of every down spout to be iron and all the spouting below the bottom band to be of iron in every case*
 s: G. Gilbert Scott *Architect* | Hampstead N.W.
 Pencil (540×660)

65 FS *Sections of arch for vaulting for Entrance to New Hostel*
 Insc: As above, with comments, e.g. *Would you please describe the vaulting fully as there is nothing in the specification about it excepting concreting the haunches . . . Please send as soon as possible*
 Pencil & blue wash on tracing paper (780×510)

66 FS plan of shafts & *Details of arch of entrance gateway next Pembroke St*
 Insc: As above
 s: G. Gilbert Scott. *Archit.* 31 Spring Gardens | London
 Pencil & blue wash (590×570)

67 Elevation of *Outside of Gates for Oak Entrances*
 Scale: 1in to 1ft
 Insc: As above
 Pencil & brown wash (335×535)

68 *Inside Elevation of windows on 8ft wide staircase of Tennis Court Road Block*
 Scale: 1/2in to 1ft
 Insc: As above & *Copy*, with instructions & dimensions given
 Pen on linen (310×480)

69 Plans of staircase on 3 levels
 Insc: Dimensions of treads given
 s: G. Gilbert Scott | *Architect*
 Pencil & blue wash (530×355)

70 FS *details for Staircases*
 Insc: As above & *Pembroke College. New Hostel*
 Pencil on tracing paper (1290×575)

71 Details of *Cement Concrete door jambs & head*
 Scale: 1/2FS
 Insc: As above & *Pembroke College Cambridge*
 s: G. Gilbert Scott, M.A. | 31 Spring Gardens | London
 Pen & brown wash on linen (515×645)

72 Section & elevation of *Arch etc over head of Bay Window*
 Scale: 3/4in to 1ft
 Insc: As above & *Pembroke College Cambridge. New Hostel*, with instructions
 s: G. Gilbert Scott | *Architect* | 26 Church Row | Hampstead N.W.
 Pen on linen (510×300)

73-79 FS details of letters to go on shields around cornice to make inscription 'Nisi Dominus Aedificaverit Domum Invanum Laboraverunt Qui Aedificant eam'
 73 N & S
 74 D & O
 75 M & V
 76 A & E
 77 F & C
 78 R & T
 79 L, B & Q

73-79 Insc: As above
 Pencil (440×560 to 570×900)

80 Three elevations of outbuildings

81 Plan of outbuildings

82 Section of outbuildings

80-82 Scale: 3/16in to 1ft, section 1in to 1ft
 Insc: As above, *Outbuildings at West End of New Hostel, Pembroke College Cambridge* | *New Hostel*; 82v addressed to Mr Thackeray Turner | 26 Church Row | Hampstead N.W., postmark *Cambridge J.A.22.83*
 s: G. Gilbert Scott | *Architect* | Hampstead N.W.
 Pencil with coloured washes (660×535, 660×535, 535×355)

83 Elevation & details of *Fence between Masters Fore Court and New Court*

84 Elevation of spike heads & uprights

83-84 Scale: 1/8FS, FS
 Insc: As above, with instructions; verso addressed to G. G. Scott Esq. | 26 Church Row | Hampstead, postmark *Cambridge J.A.18.83*
 Pencil (660×535, 610×575)

85-99 Restoration & enlargement of the chapel
 85-89 Survey drawings of existing chapel with preliminary sketches for extension
 85 *Plan of Chapel*

86 *Interior North Elevation of Chapel* with new chancel arch sketched in
 Pencil & grey wash

87 *Exterior East Elevation of Chapel*

88 *Interior East Elevation*

89 *Exterior North Elevation*

85-89 Scale: 1/4in to 1ft
 Insc: As above & *Pembroke College*
 w/m: Whatman 1877
 Pen & coloured washes (550×450)

90-93 Design for chapel *Shewing Proposed Addition*
 90 *Longitudinal Section Looking North*

91 *Ground Plan*

92 *North Elevation*

93 *Cross Section looking East & East Elevation*

90-93 Scale: 3/16in to 1ft
 Insc: As above & *Pembroke College Chapel Cambridge*, with pencil comments & dimensions given
 s: G. Gilbert Scott. *Archit.* | 31 Spring Gardens | London
 w/m: Whatman 1878
 Pen with red & brown washes (540×740)

94-97 Working drawings

94 *Chancel Arch of Chapel* | *Plan looking Upwards*
 Scale: 1/8FS

Insc: As above, *Pembroke College Cambridge* & labelled, with dimensions given
 s: G. Gilbert Scott *Architect* | 31 Spring Gardens | London | S.W.
 Pencil with cream & grey washes (330×530)

95 Elevation of *Chancel Arch of Chapel*
 Scale: 1in to 1ft

Insc: As above, with dimensions given
 Pencil with buff, pink & yellow washes (540×830)

96 FS sections of *Order of Arch*
 Insc: As above & *Pembroke Chapel. Cambridge*, with dimensions given
 s: G. G. Scott. *Archit*
 Pencil (540×970)

97 *Full size Section of Head of Window on side of Chapel*
 Insc: As above, with dimensions given & instructions
 Pen & blue wash (565×970)

98 Survey drawing of medieval piscina found in old chapel (later old library, see below) & placed in new chancel of chapel
 Rough elevation
 Scale: 1/4FS
 Insc: *Piscina. Pemb. Coll*, with dimensions given
 Pencil (230×290)

99 Unexecuted design for classical frame for piscina in new chancel
 Elevation
 Scale: 1in to 1ft
 Insc: *Hereford*, with dimensions given
 Pencil (190×230)

100-119 Restoration of the W side of First Court
 100-101 Survey drawings
 100 *Ground Plan & Elevation in Court looking West* showing staircase projections formerly at either end of 4 arched cloister & old gateway through cloister into Trumpington Street, with pencil alterations

101 *First Floor Plan & Trumpington Street Elevation*
 Scale: 1/8in to 1ft

100-101 Insc: As above & *Pembroke College. Cambridge*
 w/m: Whatman 1877
 Pen & pencil & blue wash (390×555)

102-105 Design as executed
 102 Elevation showing *Restoration of West Side of First Court*
 Scale: 1/8in to 1ft
 Insc: As above & *Pembroke College Cambridge*, with notes of number of flues in pencil
 s: G. Gilbert Scott | 31 Spring Gardens | London
 Pen (360×560)

103 *Ground Floor Plan*

104 *First Floor Plan*

105 *Attic Floor plan*

103-105 Scale: 1/8in to 1ft
 Insc: As above & *Pembroke College Cambridge*, with instructions; No.103 marked *Working drawings GGS*
 s: G. Gilbert Scott. *Architect* | 31 Spring Gardens London S.W.
 Pen & wash with buff wash, all backed with 1 piece of cloth (each 550×300)
 106-119 Working drawings
 106 FS *Details of Stack of Chimneys* | *Next Chapel*
 Insc: As above & *Pembroke coll* | *West side. First Court*
 s: G. G. Scott
 Pencil (535×330)

107 Elevation, section & FS details of *Stacks on Ridge of West side of First Court*
 Scale: 3/4in to 1ft
 Insc: As above & *Pembroke Coll*, with dimensions given
 Pencil & buff wash (530×720)

108 Elevation of chimneystack above cloister; verso, section showing fireplaces
 Insc: Verso *Pembroke West block*, with instructions about string-courses & dimensions given
 Pencil (330×535)

109 FS section of *Corbel on Chimney stack at South Gable-end*; verso, sketch section of *Gutter*
 Insc: As above, with dimensions given
 Pencil (385×540)

110 FS *Details of dormer windows on West Court*
 Insc: As above & *Pembroke College Cambridge*, with instructions
 Pencil with buff & blue washes (320×760)

111 FS elevation of *Fleur de lys on apex of gable West side of First Court*
Insc: As above
Pencil (570×795)

112 Elevation of new doorway 'L' opposite new arch at S end of cloister
Scale: 1in to 1ft
Insc: Dimensions given, with instructions, e.g. *Look at the corresponding doorways in Neville's Court*
s: G. Gilbert Scott. *Archit* | 31 Spring Gardens | London
Pencil with blue & buff washes (180×330)

113 FS details of *New Doorway L in Cloister*
Insc: As above & *Pembroke College* | Cambridge, with instructions, e.g. *Pilaster same projection as old ones*
s: As No.112
Pencil with blue & buff washes (570×630)

114 Plan & elevation of S end of cloister showing new doorway 'L' & old Chapel door shifted
Scale: 1in to 1ft
Insc: As above & *Pembroke College Cambridge*, with detailed instructions about positioning of doorways
s: As No.112
Pencil with blue & buff washes (640×840, shape irregular), torn

115-116 FS details of woodwork of *Staircases in First Court*
Insc: As above & *Pembroke College. Cambridge*
s: G. Gilbert Scott | *Architect* | 31 Spring Gardens. London
Pencil & brown washes (530×650)

117 Preliminary working drawing
Elevations of *Outside of gateway & Inside of gateway*
Scale: 1in to 1ft
Insc: As above & *Pembroke College Cambridge Entrance gateway to First Court*, with dimensions & instructions
Pencil (535×330)

118 Elevation of *Outside of Gateway showing gates*
Scale: 1in to 1ft
Insc: As above & *Pembroke College Cambridge* | Oak Entrance Gates to 1st Court
Pen on tracing paper (335×435)

119 Preliminary working drawing
Elevation for *Porters Lodge door*
Scale: 1/8FS
Insc: As above, labelled & (on door) *Hospitium Ganitoris*
Pencil on tracing paper (265×365)

120-142 Restoration of the N side of First Court
120-122 Survey drawings
120 *Ground Floor Plan*
Scale: 1/8in to 1ft
Insc: As above
Pencil (950×230)

121 *Basement & First Floor plans*
Scale: 1/8in to 1ft
Insc: As above
Pencil & grey wash (565×390)

122 *Elevation of angle of north block next dining Hall* showing window moved elsewhere when new spiral staircase was constructed
Scale: 1in to 1ft
Insc: As above
Pen & red wash on tracing paper (330×220)

123-129 Restoration of E end of N side involving alterations to kitchens & buttery
123-128 Alternative designs
123 First alternative design
A Ground Plan & B Basement Plan
Scale: 1/8in to 1ft
Insc: As above & *Pembroke College* | Cambridge | *Suggested Alteration of Kitchen Offices*, with pencil dimensions & notes
s: G. Gilbert Scott. *Architect* | 31 Spring Gardens | London
w/m: Whatman 1879
Pen with blue & buff washes (540×750)

124-125 Second alternative design
124 *First Floor Plan & Attic Floor Plan*
125 *Basement Plan & Ground Floor Plan*

124-125 Scale: 1/8in to 1ft
Insc: As above, *Pembroke College Cambridge* | East End of Building on North Side of West Court & (in pencil) 2nd Scheme
s: As No.123
Pen with blue & buff washes (385×460)

126-128 Design as executed with new stair turret in NE angle by hall
126 *Basement Plan*

127 *Ground Plan*

128 *First Floor Plan*

126-128 Scale: 1/8in to 1ft
Insc: As above & *Pembroke College Cambridge* | North Side of First Court
s: G. Gilbert Scott | 31 Spring Gardens | London
w/m: Whatman 1878
Pen with blue & buff washes (610×230)

129 Working drawing
Plan showing the smoke & ventilation flues for the Kitchen Department
Scale: 3/4in to 1ft
Insc: As above & *Pembroke College*, with detailed labelling
s & d: Edward Clements | 51 Great Russell Street. Bloomsbury | London August 1880
Pen with red & blue washes on tracing paper (710×1010)

130-142 Restoration of W end of N side
130-135 Unexecuted design involving cutting up of old library
130 Elevation of *First Court Front of Old Library & Kitchens*

131 Elevation of *Pembroke Street Front of Old Library*

132 Elevation of *Trumpington Street End of Old Library & Present Block Section and Proposed Block Section* | Old Library

133 *Ground Floor Plan & First Floor Plan of Proposed Refitting of Old Library*

130-133 Scale: 1/8in to 1ft
Insc: As above & *Pembroke College Cambridge*
s: G. Gilbert Scott. *Architect* | 31 Spring Gardens | London
w/m: J. Whatman 1879
Pen & buff wash (555×385)

134 *First Floor Plan*
Scale: 1/8in to 1ft
Insc: As above & *Alternative Plan for Refitting the Old Library*
s: As Nos.130-133
Pen & buff wash (270×375)

135 Working drawing
Plan of attics over Old Library as executed
Scale: 1/4in to 1ft
Insc: As above & *Pembroke College Cambridge*, with dimensions given
Pencil with yellow & red washes on tracing paper (510×220)

136-142 Design as executed involving restoration & refitting of old library, with new door from lobby
136 Preliminary design using survey drawing
Interior elevations & *Plan of Old Library* with flier of *Pembroke Old Library Fittings*, i.e. bookcases
Scale: 1/4in to 1ft, 3/4in to 1ft
Insc: As above, with instructions & dimensions given
w/m: Whatman 1880
Pen & pencil, flier on tracing paper (780×565)

137 Survey drawing
Elevation of windows & bookcases between
Scale: 3/4in to 1ft
Insc: *Old Library Fittings*, with comments & questions by clerk of works
Pen & pencil with brown & red washes (385×500)

138 Preliminary working drawing
Elevations of *South side of Old Library & North side of Old Library*
Scale: 3/4in to 1ft
Insc: As above & *Pembroke College Cambridge 1st Court*, with dimensions of panelling
s: G. Gilbert Scott | 26 Church Row | Hampstead
Pencil (1200×570)

139 Elevation & plan of bookcases & fireplace on E wall of *Old Library*
Insc: As above, with dimensions given
Pen & brown wash on linen (510×430, shape irregular)

140-142 Designs for new tables & desks in W end of old library
140 *Plan showing position of proposed Tables & Desks*
Scale: 1/2in to 1ft
Insc: As above & *Old Library* | *Pembroke College*
s: G. Gilbert Scott - *Archit* | London
Pen with yellow & blue washes (535×655)

141 Elevation & plan for *Design for Desks*
Scale: 1/8FS
Insc: As above & *Pembroke* | *Old Library*, with dimensions given
s: G. Gilbert Scott. *Architect* | London
Pen & yellow wash (330×535)

142 Elevation & plan of *Tables*
Scale: 1/8FS
Insc: As above & *Pembroke Old Library*, with dimensions given
Pencil & yellow wash (570×225)

143 Working drawing for First Court
Elevation & details of *Lamps for Old Court Pembroke Coll. Cambridge*
Insc: As above, with dimensions given & instructions such as *Scrolls all hammered out at end thus - (as to grilles at St John's Oxford & 3 of these & There is also a half lantern required of similar design for the wall of the cloister*
Pencil (530×330)
Verso: Elevation of façade of building, torn off on LHS, possibly design for Evans' Estate houses (see [50])
Insc: Postmark 30 SP 81
Pen, pencil & red wash

MSS: Account book; correspondence
Lit & reprd: BN, XLII, 1882, p.794 (illustration p.816 of No.39); R. Willis & J. W. Clark, *Architectural history of the University of Cambridge*, 1886, II, p.150; AR, XXV, 1909, p.242; CI., LXX, 1932, pp.290-295; A. Attwater, *A Short history of Pembroke College, Cambridge*, 1936; RCHM, *City of Cambridge*, 1959, II, pp.147-156; Pevsner, *Cambs*, 1970, p.127; G. M. Stamp, 'The Art of leaving things alone', *The Cambridge Review*, XCIX, 1977, p.73

Scott replaced Alfred Waterhouse as college architect in 1878. Waterhouse since 1870 had designed a new range of buildings in Trumpington Street, new master's lodge, new library and new hall, but his ruthless demolition of the old buildings of the college caused considerable ill feeling, which culminated in the row over the demolition of the hall in 1875, and eventually resulted in his dismissal.

Scott's commission was twofold: to provide additional accommodation and to restore and improve the remaining old buildings. In the first design for the new hostel (No.5-14), prepared early in 1879, Scott 'aimed at a grave academical character, reticent & reserved rather than sensational, and without any exuberance of architectural detail'. The preliminary second design (Nos.15-19), with the tower omitted and provision still made for four servants' houses in Pembroke Street, was prepared in June 1879. The college requested modifications, including the lengthening of the Pembroke Street wing (which explains some of the drawings being on two pieces of paper joined), and this design was approved in December 1879 (Nos.20-34). Construction began in 1880 and was completed in 1883. The decision to extend the Pembroke Street front further was finally taken in 1881 (Nos.35-38). The contractor was Rattee & Kett of Cambridge, with the angels on the pilasters being carved by McCulloch of Kennington. The cost was £29,015 3s 2d. W. D. Caröe designed an extension to the SW in 1904 which sensitively continued Scott's design.

With regard to the old buildings, Scott's attitude was clear: 'I have no doubt at all that what remains of the ancient buildings of the college should be religiously preserved.' Wren's chapel, despite being in an unfashionable style, was treated with extraordinary respect. By rebuilding the E wall further to the E extra accommodation was secured while retaining the classical design in its integrity. The new part was separated from the old by a new arch, supported on Seravezza marble columns, thus retaining the symmetry of the old plaster ceiling. Scott wished to face the side walls in stone, but the college took a liking to the brick exposed when the cement rendering was removed. The alterations were executed in 1879-81 at a cost of £5226 15s 7d; Farmer & Brindley was responsible for the marble work.

With the remains of First Court the problems were more difficult. Waterhouse had demolished a complete range of buildings which had connected the old hall with the W front. A decent façade had to be provided for this internal façade on the W side, as well as additional accommodation. On the N side the very dilapidated kitchens and buttery had to be reorganized and the college required that the old library, an early C17 room where was once the chapel, be cut up into rooms. Scott, who did 'not wish to have the discredit of having destroyed a fine old room', was entirely responsible for the preservation of this room, which he secured by delay and by a succession of strong letters on the subject. The decision to retain the room as a lecture room was taken in May 1880.

The restoration of First Court was begun in 1880. While all details were carefully preserved, some alterations in design were made, namely the extending of the cloister from 4 to 6 bays and constructing rooms behind where was originally another entrance from the street, and the staircase turret by the hall. This last was the suggestion of the Bursar, the Rev. C. H. Prior, who was probably largely responsible for Scott's

appointment. The design of the central bay on the W side, where the S range had once abutted, and the W end of the old library were also to Scott's design. These restoration works were largely completed by 1882 at a cost of £17,245 5s 6d; the contractor, as for the chapel, was Rattee & Kett.

Pembroke College Library retains a large amount of MSS material as well as 10 drawings, including a plan for an unexecuted bridge connecting the new hostel with the old parts of the college, 1881, and an unexecuted design by Burlison & Grylls for glass for the E window of the chapel.

There are in the RIBA Drawings Collection as yet uncatalogued (1978) drawings by Waterhouse for Pembroke College.

[14] CAMBRIDGE: Peterhouse

Working drawings for the restoration & refitting of the hall, c.1868-76 (13):

1 Exterior & Interior elevations of the South Door of Hall

Scale: 1in to 1ft

Insc: As above, *Peterhouse & North door to be the same | the extra width to be thrown into side panels ...*

Pencil & brown wash (500×330)

2 FS details of Latches for the windows

Insc: As above & the Hall at Peterhouse (crossed out) | *Driffeld Parish Church* (added), with detailed instructions

s: *To be returned to G. Gilbert Scott Jr. Architect | 24 Essex St. Strand London* (crossed out) | *26 Church Row Hampstead London NW*

Pencil with blue & grey washes (520×360)

3-4 FS details of bolts & latches for casement windows [Fig.91]

Insc: *St Peters College Casements*, with detailed instructions

s: G. G. Scott jnr

Pen (355×255), stained

5 Tracing of Nos.3 & 4, untitled

s: G. Gilbert Scott Archt | *31 Spring Gardens | London S.W.*

Pen on linen (580×480)

6 Elevation of Balustrade

Scale: 1/2in to 1ft

Insc: As above & *Peterhouse Hall*, with instructions, e.g. *Ten of the old pictures now in the Library which are about 1'7 3/4" 1' 11" are to be fixed with their frames. Mr Porter will point out which are to be selected, & the order in which to place them*

s: G. G. Scott jnr

Pen with blue & mauve washes (250×345)

7 FS plan & vertical section of Balustrade to Screen

Insc: As above & *Peterhouse Hall*, with instructions, e.g. *Height fixed by the pictures; verso addressed to Mr Kett | Builder | Cambridge*

s: G. G. Scott jnr. Archt

Pencil with mauve & blue washes (530×655)

8-9 FS details of tracery & Brattishing

Insc: As above & *Cornice to Hall Screen | St Peters*, with instructions

s: G. G. Scott jnr

Pencil (530×655)

10-11 Working drawings for the high table in the hall

10 Elevation & plan

Scale: 1in to 1ft

Insc: *Peterhouse | Great Table*, with instructions, e.g. *Table to be opened out by a winch at one end*

s: G. G. Scott jnr

Pencil & brown wash (265×330)

11 FS elevation of leg & detail of ebony & ivory inlay & concealed castor

Insc: As above & *Walnut Table | Table is opened out by a winch at one end*, with instructions

Pen & pencil with brown & grey washes (370×1140)

12-13 Design & working drawing for octagonal table

12 Elevation, plan & plan looking up

Scale: 1in to 1ft

Insc: As above & *Design for a table*

s: G. G. Scott jnr

Pen & brown wash (330×480)

13 FS details including inlay border to table top

Insc: *Details of octagonal table*, with instructions

Pencil with brown & grey washes (330×530)

Two of these tables are now in the combination room. The design and working drawing for a *Library Table* (see [133]) are probably also for Peterhouse.

MSS: Account book

Lit: R. Willis & J. W. Clark, *Architectural history of the University of Cambridge*, 1886, I, p.62; RCHM, *City of Cambridge*, 1959, II, pp.156-167; Pevsner, *Cambs*, 1970, p.169

In 1867 Scott had repaired the library wing E of the hall. The restoration and enlargement of the hall and combination room of Peterhouse was Scott's first large commission, for which he was employed at the instigation of the Rev. Dr J. Porter, who became Master in 1876. The hall was rebuilt with a new roof, new oriel to the N and new buttresses. The combination room adjoining was extended to the E and a new S oriel built. The other windows were restored, as were the door and staircase between hall and combination room which became a through passage. Although much of the restoration was of necessity conjectural, Willis & Clark remark that 'these works were conducted with so much care for the preservation of every detail that could throw any light on the past history of the College, that it is easier to trace the architectural history now than before the alterations'. The work was executed in 1868-70 by Rattee & Kett at a cost of £10,292 6s 5d, excluding furniture. The panelling and furniture were designed by Scott and executed by Rattee & Kett - the hall dais and screen dating from 1876. Before the advent of Watts & Co. and Burlison & Grylls, Scott, like Bodley, employed Morris & Co., which was responsible for stained glass and fireplace tiles in hall and combination room and the stencilled decoration of the hall (Burlison & Grylls also did some of the glass). Scott later restored the chapel in 1883-84.

[15] CATTISTOCK (Dorset): Church of St Peter & St Paul

Survey drawing, preliminary & final designs for new NW tower & working drawings for tower, new N porch, doors & furnishings, c.1872-76 (18):

1 Block Plan of Grounds adjoining Cattistock Church showing Proposed addition to Churchyard

Scale: 1/4in to 1ft

Insc: As above & labelled

Pencil & red wash on tracing paper (1005×745)

2-5 New tower

2 Preliminary design

Elevation of top of tower similar to Nos.3-5 but with tall pyramidal roof

Scale: 1/4in to 1ft

Pencil (255×355)

3-5 Design

3 North Elevation [Fig.62]

4 West Elevation, with pencil alterations to sculpture above W window

5 Section looking East

3-5 Scale: $\frac{1}{4}$ in to 1ftInsc: As above & *Cattistock Tower*s: G. Gilbert Scott, junr, *Architect* | London

Pen on tracing paper (515 x 755)

6-18 Working drawings

6 Elevation of windows on *Cattistock Tower, North Side*Scale: $\frac{1}{2}$ in to 1ftInsc: As above & labelled, with dimensions given & instructions; verso addressed to G. Gilbert Scott | 7 *Duke Street* | London W. amended to 26 *Church Row Hampstead*, 2 postmarks, one 25.7.73

Pencil with brown & blue washes, cloth backed (530 x 665), damaged

7 Elevation & plan of base of W side of tower

Scale: $\frac{1}{2}$ in to 1ftInsc: *Cattistock Tower - West Front Elevation & Plan*, with dimensions given & instructions

s: G. G. Scott j

Pencil with red & brown washes (530 x 660)

8 N & W elevations & 3 sections of *Cattistock Porch*Scale: $\frac{1}{2}$ in to 1ftInsc: As above & labelled, with instructions & dimensions given; verso addressed to G. G. Scott Esq. | 7 *Duke Street* | Portland Place, postmark *Dorchester* MY.15.76s: G. G. Scott junr | *Architect*

Pencil with buff & blue washes (530 x 650)

9 Section & FS elevation of roof boss

Scale: $\frac{1}{8}$ FSInsc: *Cattistock roof Bosses* | eight required, with instructions

s: G. Gilbert Scott

Pencil on tracing paper (540 x 670), damaged

10 Elevation & detail sections of screen

Scale: $\frac{1}{8}$ FS

11 FS elevation of screen tracery

10-11 Insc: *Screen across South Tower Arch*, with instructions, e.g. (No.10) *Make deal model of this pendant & send up for approval*

Pencil with red wash on blue paper (580 x 750)

12 FS elevation of *Brattishing - over panelling*; verso, sketch for positions of shields inside towerInsc: As above & *Cattistock*, with instructions

s: G. Gilbert Scott j

Pencil & brown wash (355 x 255)

13 FS elevation & section of tracery on *Porch Door*

Pencil (565 x 575)

14 FS elevation & section of tracery on *Sacristy Door*;verso, FS elevation of *Lock Plate on inside door of Sacristy Door*

Pencil (1010 x 565)

15 FS elevation of tracery on *Apparatus Room Door*;

verso, FS elevation of lock plate on same

Pencil (1010 x 565)

13-15 Insc: As above & *Cattistock Church*, with instructions16 Elevations of *Porch Door*, *Door at Foot of Vestry Stairs*, *Sacristy Door* & *Apparatus Room Door*

Scale: 1in to 1ft

Insc: As above, *Cattistock Doors* & labelled, with dimensions given; verso addressed to Mr Franklin | *Deddington* | Oxon

Pencil with blue & brown washes (530 x 655)

17 FS detail sections of doors in No.15

Insc: *Cattistock Doors* & labelled, with instructions
Pencil & red wash (530 x 655)18 FS side & top elevations of *Bolts for Doors*Insc: As above & *Cattistock Church*, with instructions

s: G. G. Scott j

Pencil & blue wash on backed tracing paper

(505 x 220), damaged

MSS: Account book; correspondence (with the MSS is kept a photograph of the church before the new tower was added)

Lit: Newman & Pevsner, *Dorset*, 1972, p.131

The church was first restored by G. G. Scott Snr in 1855-57, when a S aisle and apse were added. G. G. Scott Jnr's spectacular additions were probably begun in 1872 and were finished in 1876. These included new vestries and baptistry to S, new N porch and a colossal NW Perpendicular tower replacing the low existing one. The design was modelled upon that at Charnminster and is of the same style and scale as that on the second design for St Mark's, Milverton (see [39]). The total cost of the work, apparently £6046 12s 6d, was more than the donor, the Rev. K. H. Barnes, originally bargained for. The contractor was H. R. Franklin of Deddington, Oxon, and Burlison & Grylls executed the stained glass and decoration. New fittings included stone screens; the font cover was added later by Temple Moore, who decorated the baptistry walls in 1904-06. A carillon of bells from Louvain was fitted in 1891 at a cost of £2601. The tower was damaged by fire in 1940 but has since been restored. MSS and drawings connected with both restorations are deposited at Dorset CRO. See also Scott, George Gilbert Snr [159].14.

[16] CHEDDLETON (Staffs): Church of St Edward the Confessor

Design & working drawings for 2 altar standards, c.1877 (5):

1 Elevation of *Brass - Candlestick*

Scale: 2in to 1ft

Insc: As above & *Cheddleton - Ch.*

s: G. Gilbert Scott junr

Pen (250 x 350)

2-4 Working drawings

2 FS detail of blackletter inscription

Insc: *Cheddleton* | *Candlesticks*, *This on one candlestick base & presented for ye glory of God by Emily Jane Sneyd*

3 Same as No.2

Insc: As No.2, but *In memory of ye reverend John Sneyd her father*

s: G. G. Scott j

4 FS detail of shield & blackletter inscription

Insc: Instructions given for inscription, *ecclia-Sci-Edwardi* | *apud-Cheddleton*

2-4 Pen & pencil (255 x 355)

5 FS detail section showing *Position of shield & plate upon candlestick* & FS *Plan of inscription plate & shield*Insc: As above & *Cheddleton Candlesticks*

s: G. G. Scott junr

Pencil (255 x 355)

MSS: Account book; correspondence

Lit: John Sleight, *A History of the ancient parish of Leek*, 1883, p.166

The church was restored by Scott in 1864, and he made several improvements and additions over the next thirteen years, for example the lych-gate of 1871. In 1876 Miss Emily Sneyd offered to present the two candle standards and three sanctuary lamps, all of which were made by Barkentin & Krall in 1877; the two standards cost £54. See also Scott, George Gilbert Snr [159].20; Horsley, Gerald Callcott [6].

[17] CHERRY HINTON (Cambs): Church of St Andrew
Survey drawings, c.1876-83; preliminary working drawing for restoration of S porch; design & working drawings for restoration of nave & aisles showing unexecuted new clerestory, c.1877; working drawing showing omission of clerestory, c.1878; working drawing for lych-gate, c.1880 (17):

1-8 Survey drawings

1-3 Survey drawings of chancel, not by Scott

1 Elevation of *South Side of Chancel*

2 Long-Section of Chancel

1-2 Scale: $\frac{3}{16}$ in to 1ftInsc: As above & *Cherry Hinton Church*
Sepia pen (450 x 340)3 FS detail of *Lancet Windows*Insc: As above & *Cherry Hinton Church*

Pencil (350 x 530)

4 Interior & exterior half-elevations of aisle windows

Scale: 1in to 1ft

Insc: *Cherry Hinton Church* | *Elevation of Windows*, with dimensions given

w/m: Whatman 1876

Pencil (390 x 655)

5 Elevation & section of old seats

Scale: 2in to 1ft

Insc: *Cherry Hinton* | *North Aisle*, with comments, e.g. *Memo. All that exists of the ancient seating is the ends next aisle, back rail of seat and post & top rail next wall*
w/m: Whatman 1879

Pencil (510 x 680), stained & damaged

6 Elevation of *Chancel Screen*

Scale: 1in to 1ft

Insc: As above & *Cherry Hinton*

w/m: Whatman 1880

Pen (630 x 460), stained & damaged

7 FS detail sections of *Chancel Screen*Insc: As above, *Cherry Hinton* & £20 restored & erected without gates | ... £12 cost of gates | Kett's estimate d: 19.4.83

Pen & pencil (400 x 620)

8 Plan of *Existing Seating of Nave*Scale: $\frac{3}{16}$ in to 1ftInsc: As above, *St Andrews Church Cherry Hinton* | No.VI, with dimensions given & labelled *old deal benches & High Pews*s: G. Gilbert Scott jun | 7 *Duke St* | Portland Place W.
Pen with brown & grey washes (550 x 390)

9 Preliminary working drawing for restoration of S porch

Elevation & section for *Design for Porch Roof*Scale: $\frac{1}{2}$ in to 1ftInsc: As above & *Cherry Hinton Church*, with dimensions given & notes of *St Peter Ipswich* & write to Kett. Does anything more than the label remain of this window?

w/m: Whatman 1876

Pencil & pen (390 x 655)

10-15 Design & working drawings for restoration of nave & aisles with new clerestory & low-pitched nave roof, not as executed

10 Proposed Plan

Insc: As above & *St Andrew's Church Cherry Hinton* | No.I, with dimensions given, details of accommodation & note (in pencil) *altar to be 9ft 10 3/4" high*

11 Longitudinal Section

Insc: As above, *St Andrew's Church Cherry Hinton* | No.II, with dimensions given & N.B. *The nave wall above the line AB will be new work. The clerestory was removed in A.D.1792. There is a view of the church showing the clerestory, as here restored, in Cole's M.S.S. All below the line AB exists as here shown and only requires repair and restoration & (in pencil) omit clerestory*

12 Existing Section & Proposed Section with Existing Porch Restored

Insc: Similar to No.11 & No.III

13 South Elevation

Insc: Similar to No.11, No.IV & Tower – aisles – and Porch exist as here shown but require restoration & (in pencil) omit clerestory Show high pitched roof springing at B & tiled

10-13 Scale: $\frac{1}{4}$ in to 1ft

w/m: Whatman 1877

s: G. Gilbert Scott jnr | 7 Duke St | Portland Place W.

Pen with buff, blue & grey washes (570×430)

14-15 Working drawings

14 Interior & exterior elevations, sections & FS details of proposed New Clerestory & Nave Roof

Scale: $\frac{1}{2}$ in to 1ft

Insc: As above & *St Andrew's* | *Cherry Hinton* | No.V, with instructions

s: G. G. Scott jnr. 7 Duke St London

Pencil with brown & blue washes (530×655)

15 Elevations & sections of Nave Seats

Scale: $\frac{1}{8}$ FS

Insc: As above & *St Andrews Church Cherry Hinton* | No.VII

s: G. G. Scott jnr | architect

Pen on linen (415×450)

10-15 Insc: As above, with ICBS stamp *Plans Approved* Nov. 20. 1877

16 Working drawing showing Alternative Design for Nave Roof without clerestory

Elevation, sections & FS details

Scale: $\frac{1}{2}$ in to 1ft

Insc: As above & *Cherry Hinton Church*, with instructions, e.g. *corbels as ancient ones in North aisle but larger*, & ICBS stamp *Plans Approved* 28. JUN. 78

s: G. G. Scott jnr Architect

Pencil & brown wash (530×655), torn

17 Design for lych-gate

Front elevation & Side elevation of Lych-gate

Scale: 1in to 1ft

Insc: As above & *Cherry Hinton Church – Cambridge*

s: G. Gilbert Scott. architect | 31 Spring Gardens | London

Pencil with brown & buff washes (535×660)

MSS: Account book; correspondence

Lit: RCHM, *City of Cambridge*, 1959, II, pp.288-290; Pevsner, *Cambs*, 1970, p.316

Scott was first asked to report on the church in 1874, probably at the instigation of the Rev. J. Porter of Peterhouse, Cambridge, which held the advowson. His first designs, prepared in 1875, envisaged the replacement of the Perpendicular clerestory which was removed in 1792, based on the illustration of the church in 1773 in the Cole MSS, Vol.9, p.142. Difficulties in raising sufficient funds necessitated the abandonment of the clerestory when the nave, aisles and S porch were restored in 1877-80. The contractor was Rattee & Kett and the cost £4301 16s 0d. The proposed lych-gate was designed in 1880. J. T. Micklethwaite restored the chancel in 1886.

[18] CHILTON MOOR, nr Houghton-le-Spring

(Durham): Church of St Andrew the Apostle Design for unexecuted scheme, designs, contract drawings & working drawings for new church & fittings as executed in part, 1872-c.1882 (25):

1 Site plan

Plan of Chilton Moor ch yd & Parsonage sites

Scale: $\frac{1}{132}$ in to 1ft

Insc: As above & labelled, with dimensions given

d: 15.11.72

Pen & pink wash on linen (280×430)

2-5 First unexecuted design for church, with central crossing tower & spire & N & S aisles with separate roofs

2 Ground Plan with Position of Future South aisle indicated

3 North Elevation**4 East Elevation**

2-4 Scale: $\frac{1}{4}$ in to 1ft

Insc: As above & *Design for New Church* | *Chilton Moor*, with endorsement on No.1 (1). *Instead of chairs, an additional sitting should be made on each side of the Centre Aisle* | (2). *The North West door is unnecessary & undesirable*. | (3). *The step within the Communion Rails should be removed – and one substituted for it at the entrance of the Chancel* | With these exceptions, the plans are approved by | Edward Prest | Archdeacon of Durham |

March 24. 1873 & C. Dunelm (Bishop Baring)

s: G. Gilbert Scott jnr., M.A. Architect | 7 Duke Street London

Pen with buff, blue & brown washes (370×535)

5 Section through N aisle & nave roofs,

Scale: $\frac{3}{4}$ in to 1ft

Insc: *Details of Roofs*, with dimensions of woodwork

s: G. Gilbert Scott jnr Architect | 7 Duke Street, London

Pen with brown & blue washes (295×370) drawing cut at top

6 Second design with nave, chancel, S vestry & bell turret, with provision for future N aisle & N chancel aisle (see insc. on No.7)

Ground Plan in Block showing Position of Future Aisle

Scale: $\frac{1}{4}$ in to 1ft

Insc: As above, *New Church, Chilton Moor* | *Second Design*, labelled, with details of accommodation given & approved – Feb 24, 1874. *Edward Prest* | *Archdn of Durham* | *Approved* ... (illegible) 22.1873 C. Dunelm

s: G. Gilbert Scott jnr Architect

Pen on tracing paper (300×420)

7-11 Second design reversed i.e. as in No.6 but with tower to N & provision for later aisle to S, as executed in part

7 Plan with red line dividing nave from chancel & N tower & temporary wall to S

Insc: As above, *Chilton Moor (Nr Durham) Church* |

No.I, labelled, *church completed to this line & For this*

ground plan that drawn on tracing paper is substituted, |

E.P. | Approved | *C. Dunelm* | *approved* | *Edward Prest* |

Archdeacon of Durham, with details of accommodation given

8 Section looking South & Section looking North

Insc: As above, *Chilton Moor (Nr Durham) Church*

No.II & labelled, with instructions referring to finish

of arcade in temporary S wall & pencil notes referring to chancel Omitted, Organ arch walled up & nave

Complete this section – 63ft out to out

9 Section through Chancel looking East & Section through Nave looking East

Insc: As above, *Chilton Moor (Nr Durham) Church &*

No.III, with pencil notes, chancel section Omitted,

tower replaced by Temporary Buttress

10 West Elevation & East Elevation [Fig.63]

Insc: As above & *Chilton Moor (Nr Durham) Church* | No.V, with pencil notes referring to omissions & position of Future Tower here indicated

7-10 Scale: $\frac{1}{4}$ in to 1ft

Insc: Date stamp 28 Mar. 1874 & stamp of the Incorporated Church Building Society | *Plans Approved* | 21 July 1874

s: G. Gilbert Scott jnr Architect | 7 Duke Street London | Portland Place

Pen with buff, blue & brown washes (505×640; No.6, 700×640, shape irregular), torn & repaired

11 Perspective view from NW of tower & broach spire

Insc: *From N.W.*

Pen (110×280)

This was drawn by the Rev. R. L. W. Gough in 1882 and taken from the perspective drawing now preserved at the church (see below).

12-13 Design for temporary finish to base of tower as executed

12 Plan, Section & South Elevation (i.e. before reversal of design)

13 E elevation

12-13 Scale: $\frac{1}{4}$ in to 1ft

Insc: As above & *Chilton Moor Church* | *Lower stage of Tower*

Pencil on tracing paper (290×470, 200×290)

14-20 Tracings from Nos.7-10, made at different times, adapted & reused for completion of chancel, 1882

14 Ground plan of chancel, with W part of nave cut off

Insc: *Chilton Moor Church* & labelled, with dimensions given

s: G. Gilbert Scott Architect | 31 Spring Gardens | London SW.

(510×560)

15 Section looking South & Section looking North

Insc: As above & *Chilton Moor Church* | No.II, with instructions & pencil labelling referring to omissions, e.g. chancel Omitted, organ arch walled up

s: G. Gilbert Scott Architect | 31 Spring Gardens | London S.W.

(640×705)

16 Section through Chancel looking East

Insc: As above, *Chilton Moor Church nr Durham* | No.III & (in pencil, faintly) *Omitted*

s: G. Gilbert Scott. Archt | 31 Spring Gardens | London

(420×360)

17 Section through Nave looking East (probably detached from No.16)

Insc: As above, with instructions

s: G. Gilbert Scott jnr | 7 Duke Street London | Portland Place W

(425×325)

18 North Elevation

Insc: As above & *Chilton Moor Church* | No.IV, with (in pencil) notes, chancel Omitted, Tower omitted, arch walled up & temporary buttress marked

s: G. Gilbert Scott jnr | 7 Duke Street London | Portland Place

(540×670)

19 West Elevation, cut on RHs

Insc: As above & *Chilton Moor (nr Durham) New Church* | No.V, with (in pencil) notes, inscription on

W gable, N vestry omitted & temporary buttress indicated

(290×520)

20 East Elevation (cut from No.19)

Insc: As above, *Chilton Moor Church* & (in pencil, faintly) *Omitted*

s: G. Gilbert Scott Jnr, 7 Duke St | Portland Place | London W deleted & replaced by G. Gilbert Scott Archt | 31 Spring Gardens | London (320×520)

14-20 Scale: $\frac{1}{4}$ in to 1ft

Pen with blue, yellow & brown washes on linen

21-25 Working drawings**21 1/4 Full Size Details**

Insc: As above, *Chilton Moor (Nr Durham) Church* | No. VI & labelled

22 Sections of nave & chancel Roofs

Scale: $\frac{1}{2}$ in to 1ft

Insc: As above & *Chilton Moor - Church* | No. VII, with instructions & chancel roof marked (in pencil) *Omitted*

23 Front & side elevations & plan of Nave Seats; side

& front elevations of *Lobby to West Doorway* & interior & exterior half-elevations of *West Doors*

Scale: $\frac{1}{8}$ FS

Insc: As above, *Chilton Moor Church* | No. VIII & labelled, with instructions

21-23 Insc: As above, with ICBS stamp as Nos. 7-10

s: G. G. Scott junr. Archt

Pencil with brown, blue & buff washes (535×630)

These drawings form part of a set with Nos. 7-10.

24 Details of Seats

Scale: $\frac{1}{8}$ FS

Insc: As above & *New Church - Chilton Moor*, with instructions & ICBS stamp as Nos. 7-10

s: 7 Duke Street, Portland Place | G. Gilbert Scott jr

Pencil with brown & blue washes (365×240)

25 Elevation & details of ironwork for Front Wall & gates

Scale: $\frac{1}{4}$ in to 1ft, $\frac{1}{4}$ FS, FS

Insc: As above, *New Church, Chilton Moor* & labelled, with instructions; verso addressed to G. Gilbert Scott Esq. | Architect | 7 Duke St | Portland Place | London W., deleted & replaced by 26 Church Row | Hampstead | N.W.

s: G. G. Scott junr

Pencil with blue & buff washes (595×530)

MSS: Account book; correspondence

Scott was invited to prepare designs for this proposed mission church in Houghton-le-Spring parish in 1872. His first design met with the strenuous opposition of Bishop Baring of Durham, who objected to the length of the chancel, the provision of chairs, the difficulty of future extension and the cost and thought the design unsuited to a mining village. Owing to this, and the shortage of funds, Scott's second design was, uncharacteristically, asymmetrical but was approved by the Bishop and the ICBS in 1874. The nave, with a temporary S wall, and the base of the tower, were erected in 1875-76; the contractor was Ralph Sanderson of Durham and the cost £2273 7s. The chancel and vestry were erected in 1882, the estimate for which was £1250. The tower and S aisle have never been completed; a N nave organ chamber and a new S vestry (1971) have been added subsequently.

There is a perspective drawing of the church from the NNW showing the tower and spire (see No.11), signed WSW (W. S. Weatherley), at the church. A copy of this drawing is kept with the RIBA drawings.

[19] COPLE (Beds): Church of All Saints

Working drawing for restoration, c.1878

South Elevation, Section & Details Full Size of New

Chancel Roof

Scale: $\frac{1}{4}$ in to 1ft

Insc: As above, *Cople Church* & labelled; verso *Cople*

Ch- & Roofs | Gaddesden (see [25])

s: G. G. Scott junr Archt

Pencil with brown, blue & purple washes (535×660), damaged

MSS: Account book

Lit: AR, LIX, 1926, p.61

The new chancel roof was built and the side walls of the chancel raised in 1878-80, when all the roofs of the church were restored. Temple Moore possibly supervised the work.

[20] CRUDWELL (Wilts): Church of All Saints

Survey drawings, preliminary design & design for proposed restoration, reseating & new vestry, 1875

(8):

1-4 Sketch survey drawings

1 Ground plan of seats

2 Ground plan of interior

3 Section & sketches of windows

4 Ground plan of exterior

1-4 Insc: *All Saints* | Crudwell, with dimensions given

d: Nov 19 | 75

Pencil (360×255)

5 Survey drawing

Plan of Existing Seating

Scale: $\frac{3}{16}$ in to 1ft

Insc: As above, *All Saints Church* | Crudwell & labelled

Pencil with blue & brown washes (605×455)

6 Preliminary design

Survey plan with rough extension marked to S of chancel

Scale: $\frac{1}{8}$ in to 1ft

Insc: Dimensions given

Pencil (380×505)

7-8 Design for reseating & new vestry to S of chancel

7 *Plan of Proposed Reseating* with heating flues sketched in pencil

8 *Section looking East* with pencil alterations showing organ gallery above chancel arch

7-8 Scale: $\frac{3}{16}$ in to 1ft

Insc: As above & *All Saints Church* | Crudwell

Pen with coloured washes (605×455)

MSS: Correspondence

[21] DRIFFIELD, GREAT (Yorks): Church of All Saints

Survey drawings, preliminary design, design & working drawings for restoration, enlargement & new fittings, c.1877-81 (31):

1-2 Survey drawings

1 *Plan of Existing Church Yard* with proposed

alterations roughly marked

Scale: $\frac{1}{24}$ in to 1ft

Insc: As above, *Driffeld* & labelled

w/m: Whatman 1877

Pencil with red, orange & blue washes (255×360)

2 Existing Plan

Scale: $\frac{1}{8}$ in to 1ft

Insc: As above, *Driffeld Church* | Yorkshire & labelled

s: G. G. Scott | Archt | VII Duke St | Portland Place W.

Pencil with blue, buff & brown washes (405×565)

3-8 Preliminary design

3 *Ground Plan*

4 North Elevation

s: G.G.S | 7 Duke St | Portland Place W.

5 South Elevation**6 Longitudinal Section****7 East Elevation, Section & East side of new Vestry**

3-7 Scale: $\frac{1}{8}$ in to 1ft

Insc: As above, with dimensions given

Pencil (330×535)

8 Plan of South aisle seats & North aisle seats

Insc: As above, with dimensions given

Pencil (355×255)

9-14 Design for the restoration of the church with new roofs, widened N aisle, new N chancel aisle & vestry, new S porch & new seating

9 Ground Plan with pencil alterations

Scale: $\frac{1}{8}$ in to 1ft

Insc: As above & *All Saints Ch Driffeld* | Yorkshire |

Plan of Proposed Additions & Restoration | No.1, with details of accommodation & stamp of the Ecclesiastical Commissioners E.C.E. | 19 JUN. 1878

s: G. Gilbert Scott junr | Architect | VII Duke St |

Portland Place | W.

Pen with coloured washes (405×565)

10 North Elevation**11 South Elevation****12 Longitudinal Section looking North**

13 *Section through Chancel &c looking East, East Elevation & Transverse Section through Nave & Aisle* with S aisle roof altered in pencil & marked *wrong pitch*

10-13 Scale: $\frac{1}{8}$ in to 1ft

Insc: As above, *All Saints Church Driffeld* | No.2 to

No.5 respectively &, on No.13 (in pencil), Boswell

(Mason) | Parish Ch. Driffeld, with stamp E.C.E. | 19

JUN 1878

w/m: Whatman 1877

s & d: G. Gilbert Scott, M.A. Architect | 7 Duke Street

Portland Place | W.

Pen with coloured washes (405×565)

14 Elevation & section of Nave Seats

Scale: $\frac{1}{8}$ FS

Insc: As above & *All Saints Church* | Driffeld Yorks,

with stamp of the Incorporated Church Building Society |

Plans Approved | 16. JUL. 78

s: G. Gilbert Scott Architect | VII Duke St | Portland

Place | W.

Pen & brown wash (370×460)

15-23 Preliminary working drawings**15 Elevation of S porch**

Scale: $\frac{1}{8}$ in to 1ft, $\frac{1}{4}$ in to 1ft

16 Plan, section & FS details of Chancel Roofs

Scale: $\frac{1}{2}$ in to 1ft

17 Section & FS details of North Nave aisle Roof

Scale: $\frac{3}{4}$ in to 1ft

18 Section & FS details of South Nave Aisle Roof

Scale: $\frac{3}{4}$ in to 1ft

19 Elevation & section of chancel stalls

Scale: $\frac{1}{8}$ FS

20 Section of Driffeld Organ

Scale: 1in to 1ft

21 Half-elevation & plan of holy table
Scale: $\frac{1}{8}$ FS

22 FS detail elevation of shield on corner of holy table

23 Elevation & plan of *SE Gates*
Scale: $\frac{1}{2}$ in to 1ft

15-23 Insc: As above & *Driffield*, with instructions & dimensions given
Pencil (605 × 570)

24-31 Working drawings
24 *West Elevation of Vestry*
Scale: $\frac{1}{2}$ in to 1ft

Insc: As above, with instructions & dimensions given
Pencil with yellow wash (535 × 660)

25 Elevation & plan of *New arches Viewed from Chancel*
Scale: $\frac{3}{4}$ in to 1ft
Insc: As above & *Driffield Church*, with instructions & dimensions given
Pencil with buff, red & blue washes (535 × 660), damaged

26 FS elevation of *Cresting on West Side of Screen & detail of Hinges*, not as executed
Insc: As above & *Driffield Church Yorks | Details of Screen*; verso addressed to Mr Elwell, Builder | North Bar | Beverley | Yorks
s: G. Gilbert Scott, Archt
Pencil with orange, brown & blue washes (535 × 970)

27 Elevation of *Pulpit*
Scale: $\frac{1}{4}$ FS
Insc: As above & *All Saints Driffield | In English Oak*, with dimensions given
Pencil with blue & brown washes (690 × 435)

28 Elevation of *Pulpit Base & Pendant Tracery*
Scale: $\frac{1}{4}$ FS, FS
Insc: As above, with instructions & dimensions given
Pencil with blue & red washes (1155 × 565)

29 FS details of *Pulpit*
Insc: As above & *All Saints Driffield*, with instructions & dimensions given
Pencil & orange wash (570 × 900)

30 Half-elevation & half-plan of *Holy Table*
Scale: $\frac{1}{8}$ FS
Insc: As above & *Driffield Church*
Pencil on tracing paper (480 × 350), damaged & torn

31 Elevation of SE churchyard gates
Scale: $\frac{1}{2}$ in to 1ft
Insc: Instructions
Pencil on backed tracing paper (225 × 230)

MSS: Account book; correspondence
Lit: AR, LIX, 1926, p.61; Pevsner, *E Yorks*, 1972, p.237
In 1874 G. E. Street prepared designs for the restoration and enlargement of the church. However, following the appointment as vicar of the Rev. Horace Newton in 1876, Street's designs were abandoned and, in 1877, Scott was invited to inspect the church. His restoration was carried out between 1878 and 1882 and included a widened N aisle, new roofs, new N chancel aisle, new S porch, new seating, pulpit, altar and organ new churchyard gates and new cloister between new vestries and existing vicarage. The contractor was James Elwell of Beverley and the cost £11,293 12s 1d; Temple Moore supervised much of the work. The screen planned at the W end of the new N chancel chapel was not executed until 1909 when Temple Moore designed screens at the E end of nave and aisles and between chancel and N chapel (he had designed a rood screen in 1904).

There is MS material in the East Riding CRO at Beverley. See also [14].2; Street, George Edmund [5].

[22] EASTMOORS, nr Helmsley (Yorks): Church of St Mary Magdalene
First unexecuted design, c.1876
W elevation omitting top of SW spire
Scale: $\frac{3}{16}$ in to 1ft
Insc: *East Moor Chapel*
Pen with yellow & blue washes on linen (210 × 170)

MSS: Account book; correspondence
Lit: AR, LIX, 1926, p.61; Pevsner, *N Yorks*, 1966, p.151
The Rev. C. N. Gray of Helmsley commissioned Scott to design this small chapel in 1876, but his design did not meet with the approval of Lord Feversham who was to pay for it. The new design was prepared by 1879 when construction was planned to begin. Temple Moore is attributed with the church as eventually executed in 1882, but while he prepared some of the drawings and doubtless supervised the construction, the contract drawings, preserved at Helmsley vicarage, are signed by Scott, c.1879. It is more likely that this sophisticated yet simple design was by Scott when compared with Moore's first independent works. The furniture is later and by Temple Moore.

At Helmsley vicarage are preserved 9 drawings for Eastmoors, including 2 designs drawn by Moore, 3 contract drawings signed by Scott, 3 working drawings signed T.L.M. and a design, as executed, for the schools.

EDINBURGH: Episcopal cathedral church of St Mary, Palmerston Place
See Scott, George Gilbert Jnr & Scott, John Oldrid [2]

[23] ELY (Cams): Cathedral church of the Holy & Undivided Trinity
Survey drawing & design for restoration of the Lady chapel, c.1879 (3):
1 Survey drawing
Cross-section, rough interior elevation & plan
Scale: $\frac{1}{8}$ in to 1ft
Insc: *Ely Cathedral | Lady Chapel*, with some dimensions given
Pencil (555 × 760)

2 *West Elevation*

3 *North Elevation* showing 2 W bays

2-3 Scale: $\frac{3}{16}$ in to 1ft
Insc: As above & *Ely Cathedral. Lady Chapel | Proposed Restoration*
w/m: J. Whatman 1879
s: G. Gilbert Scott F.S.A. | *Spring Gardens. London*
Pen (635 × 450)
Prov: C. M. O. Scott, 1953

This project was presumably inherited from Sir Gilbert Scott after his death in 1878. The following note in John Oldrid Scott's hand occurs on p.74 of Ledger I (on which see note on manuscripts, p.11): 'Lady Chapel my brother's & mine.' This indicates that the work on the Lady chapel was to be undertaken by George Gilbert Scott Jnr and John Oldrid Scott together: they undertook several works jointly in 1878-80. By the time work was carried out in 1880, J. O. Scott was probably sole architect (see reference and note under Scott, John Oldrid [21]). See also Scott, George Gilbert Snr [40]; Scott, John Oldrid [21]; Willis, Robert [4].

[24] FRINSTED (Kent): Church of St Dunstan
Design for diaper, c.1878
FS design for repeating diaper [Fig.78]; verso, sketch of arch
Insc: No.II, *To be returned to (s.) G. Gilbert Scott | at 7 Duke St. Portland Place. W. & (in pencil) Drawing left behind Sir | I have Drawing of Diaper for walls*; verso addressed to G. F. Bodley | 109 Harley Street | London W., postmark possibly 5.1.79 & (in pencil) *Frinstead Diaper &c. & sketch of arch with dimensions given*
Pencil & grey wash (530 × 750)

MSS: Account book
Lit: Newman, *NE & E Kent*, 1969, p.316
Wall decoration to this design is not now evident in the church. The history of this church is confusing, as it was worked on by both Sir Gilbert Scott and his son. Thomas Pemberton-Leigh, Lord Kingsdown, commissioned decoration in the early 1860s, and a chapel was subsequently redecorated in his memory, probably in 1867-68 when Sir Gilbert Scott, or more likely his son, restored and redecorated the building. The extensive diaper decoration may have been executed in 1877-78, when new stained glass by Burlison & Grylls was installed. Scott used several standard designs for diapers (for others see [89]-[94]). The connection with G. F. Bodley is explained by the fact that both architects, together with Thomas Garner, produced designs for Watts & Co. (see note before [89]).

[25] GADDESSEN, GREAT (Herts): Church of St John the Baptist
Design & working drawings for alterations to chancel & new reredos, c.1876 (6):
1-3 Design for 2 new arches between chancel & N vestry, new door & window & new reredos
1 Plan

2 *Section thro' Chancel Showing New Arches, Section through Vestry Showing New Arches & interior & exterior elevations of New Door & Window on North Side of Vestry*

1-2 Scale: $\frac{3}{16}$ in to 1ft
Insc: As above & *Great Gaddesden Church | Proposed Alterations in Chancel*, with (in pencil) comments & dimensions given
Pen with blue, red & buff washes (415 × 500)

3 Interior elevation of *East End* of chancel
Scale: $\frac{1}{2}$ in to 1ft
Insc: As above & *Great Gaddesden Chancel*, with dimensions of woodwork given
s: G. Gilbert Scott jnr
Pencil with buff & brown washes (355 × 255)

4-6 Working drawings
4 Plan looking upwards & FS detail sections of *Reduced design for ceiling*
Scale: $\frac{1}{2}$ in to 1ft
Insc: As above & *Gt Gaddesden Chancel*, with instructions & dimensions given
Pencil on cloth-backed tracing paper (370 × 335)

5 Elevation of *Reredos* & FS detail of *Brattishing*
Scale: 1in to 1ft
Insc: As above & *Great Gaddesden*, with dimensions given & instructions, e.g. *all oak & Panels BB & C to be painted by Messrs Burlison & Grylls*
Pencil & brown wash (565 × 445), damaged

6 FS elevation & FS sections of *Reredos & Side Panels for Commandments*
Insc: As above & *Great Gaddesden*, with instructions
s: G. Gilbert Scott | Archt
Pencil (570 × 1670), damaged

MSS: Account book; correspondence

Scott was commissioned in 1876 to restore & alter the church by T. F. Halsey of Great Gaddesden Place. The work was executed in 1876-79; the contractor was C. Miskin of St Albans and the cost £996, including the E window by Burlison & Grylls, who also painted the new reredos. The reredos has now been removed, although the commandment boards remain.

[26] GARBOLDISHAM MANOR (Norfolk)

Preliminary design & working drawings for house, fittings & furniture for Cecil M. Montgomerie, c.1868-73 (22):

1 Preliminary design

Rough *Ground Floor* & 1st floor plans

Insc: As above

Pen & pencil on tracing paper (350×450), torn & damaged

2-4 Working drawings for house

2 Elevation of part of façade

Scale: $\frac{1}{2}$ in to 1ft

Insc: *Working drawing for Mr Montgomerie's House*, with dimensions of windows given

s: G. G. Scott jnr | 12 Cecil Street | Strand

Pen on linen (480×905)

3 Front & side elevations, sections & FS details of dormer windows

Scale: 1in to 1ft

Insc: *Details of Dormer Windows for Mr Montgomerie's Hs.*, with instructions & dimensions given

s: G. G. Scott jnr. *Archit.* | 12 Cecil Street

Pencil with red, brown & pale blue washes (535×660)

4 Elevation & details of main entrance

Scale: 1in to 1ft, $\frac{1}{2}$ in to 1ft

Insc: Instructions & dimensions given

s: G. Gilbert Scott, Jun | 24 Essex Street | London WC

Pencil & pen with red & blue washes (530×975), torn

5-22 Designs & working drawings for panelling, fittings, furniture &c

5 Elevations with FS details of *Spandril over door from Porch into Corridor, Door to Closet under grand stairs & Door of 1st floor leading to offices &c*

Scale: 1in to 1ft

Insc: As above, with instructions & dimensions given

Pencil (530×650), stained

6 FS elevation of LHS of tympanum of door from porch to corridor

Insc: (on tympanum) *PROCEDAMUS*

Pen on tracing paper (1130×1115)

7 FS *Writing for Right Hand Panel of Tympanum* as in No.6 *IN PACE*

Insc: As above & *Garboldisham Principal Entrance from Porch*

Pen on tracing paper (255×570)

8 Elevations of panelling in corridor

Scale: $\frac{1}{2}$ in to 1ft

Insc: *Garboldisham Corridor*, with instructions & dimensions given

s: G. G. Scott jnr *archt*

Pencil & buff wash (560×585)

9 Elevation & section of corridor next to staircase

Scale: 1in to 1ft

Insc: *Garboldisham Staircase*, with instructions & dimensions given

s: GGS jr

Pencil (375×685)

10 Two elevations of *Staircase & landing* with 2 fliers showing banisters & panelling below

Scale: $\frac{1}{2}$ in to 1ft

Insc: As above & *Garboldisham Manor House*

s: G. Gilbert Scott jnr. *Architect* | 24 Essex Street, Strand | London

Pen (535×665), torn

11 Plan of part of house showing *Saloon & Dining Room*

Scale: $\frac{1}{4}$ in to 1ft

Insc: As above, with dimensions given

Pencil (440×550)

12 Interior elevations of W side & S side with fireplace in saloon; verso, sketch details

Scale: $\frac{1}{2}$ in to 1ft

Insc: *Garboldisham Saloon*, with dimensions given

s: Verso G. G. Scott | 7 Duke Street | Portland Place | London

Pencil (535×615)

13 Elevation of *Garboldisham Saloon | South Side*

14 Elevation of *Garboldisham Saloon | South Side*

13-14 Scale: $\frac{1}{2}$ in to 1ft

Insc: As above

Pen on tracing paper (210×290, 210×410)

15 Elevation of panelling & doorway in saloon

Scale: 1in to 1ft

Insc: *Garboldisham Saloon | West Side*, with dimensions given

Pencil & pen on tracing paper (435×665)

16 *Front Elevation* & side elevation of sideboard

Scale: 1in to 1ft

Insc: As above, *Garboldisham Sideboard*, with instructions

s: G. Gilbert Scott jnr. *Archit*

Pencil with blue & brown washes (405×660)

17 Front & side elevations of sideboard as No.16

Scale: 1in to 1ft

Insc: *Garboldisham Sideboard | To work in with the existing doorways*, with instructions about carving

Pen with brown wash on tracing paper (470×650)

18 FS plan of panel of library ceiling

Insc: Instructions, e.g. *made with the model supplied for the dining room ceiling, no new model required*

Pencil (755×1135)

19 Preliminary rough designs for fireplaces & mantelpieces

Pencil (330×530)

20 Elevation & FS detail sections of bedroom door

Scale: 1in to 1ft

Insc: *My bed room. Garboldisham*, with dimensions given

& instructions, e.g. *dressing room will have a dado-capping and skirting like the bed-room*

s: G. G. Scott jnr

Pencil with mauve & yellow washes (570×390)

21 FS plan & sections of bedroom *crippboards*

Insc: As above & *My bedroom - Garboldisham*, with instructions

s: G. G. Scott jnr | *Architect*

Pencil with brown & blue washes (570×770)

22 FS side elevation & details of *Chair*

Insc: As above, with instructions; verso *Garboldisham Chair*

s: Geo: Gilbert Scott jnr | *Architect*

Pencil with buff wash (570×1300)

For further drawings possibly for Garboldisham see [110], [114] & [123].

MSS: Account book; correspondence (with the MSS are kept photographs of the house under construction and complete)

Lit: Pevsner, *NE & S Norfolk*, 1962, p.167;

M. Girouard, *Sweetness and light*, 1977, pp.33-37

(photographs of stables)

Garboldisham Manor, Scott's only country house, built for Cecil M. Montgomerie and begun before 1870. The interior decoration was finished by 1874. The builder was Charles Bishop & Son of Diss, with Rattee & Kett responsible for the woodwork. By April 1873 £13,549 5s had been spent. Following two fires in 1954, the house was demolished except for the stables, part of which has since been mutilated.

GLASGOW: University, Gilmorehill

See Scott, George Gilbert Jnr & Scott, John Oldrid [3]

[27] HARTLEY WESPALE (Hants): Church of St Mary the Blessed Virgin

Working drawings for new organ case, c.1873-74 (3):

1 Part-elevation of woodwork, omitting pipes

Scale: 1in to 1ft

Insc: *Organ Case | Hartley Wespale*, with instructions & dimensions given

Pencil with brown & blue washes (330×535)

2 FS elevation of tracery for *Pipe Shade of central panel*; verso, FS tracery for side panels

Insc: As above & *Organ Case | Hartley Wespale*, with instructions; verso *This shows how the same design of pipe shade is to be adapted to the side panels of Front*

s: G. G. Scott j

Pencil & brown wash (650×535), damaged

3 FS elevation & sections of tracery & details

Insc: *Hartley Wespale Organ Case*, with dimensions given & instructions, e.g. *Tracery panels and spandrels to be worked by Kett - Builder | Cambridge*; verso addressed to Mr M. Hedgeland | *Organ builder | 117 Gower Street | London W.C.*, postmark *Cambridge | 15.SP.74*

Pencil with blue & red washes (840×1005, shape irregular), damaged

MSS: Account book; correspondence

Lit: *Builder*, XXVII, 1869, p.953; Pevsner & Lloyd, *Hants*, 1967, p.274

Hartley Wespale church had been restored by Scott in 1868-70 for the Rev. J. C. Keate in memory of his father, the Rev. Dr Keate, who was also rector of the church following his retirement as Headmaster of Eton (Scott was at Eton after Dr Keate had left). Subsequent improvements included glass by Burlison & Grylls, a reredos and the organ, which was built 1873-75. MS material is preserved at the church.

[28] HELMSLEY (Yorks): Church of All Saints

Preliminary design & design for new vestry & survey drawing, design & working drawings for side-altar, c.1876-80 (8):

1-2 Preliminary design for new vestry between existing vestry & N transept

1 Plan

2 N elevation

1-2 Scale: $\frac{1}{4}$ in to 1ft

Insc: (in red pen) Suggested improvements to design (presumably by the vicar)

Pencil (505×320)

3 Design

Elevation & plan of *Proposed Additional Vestry*

Scale: $\frac{1}{4}$ in to 1ft

Insc: As above & *Helmsley Church*

Pen with red & blue washes on linen (460×340), damaged

4 Survey drawing by the Rev. C. N. Gray enclosed in letter, c.1879

Internal rough elevation of N wall of N transept
Insc: *Do you remember the gas brackets | the same as in the rest | of Church, with dimensions given, (in pencil) Gas brackets Watts on west wall GGS & Helmsley*
Pen (115×180)

5 Design for *Side Altar* on E wall of N transept as executed except for brass shields
Front & side elevations
Scale: 1in to 1ft
Insc: As above & *Helmsley Church*
s: G. Gilbert Scott, *Architect | 31 Spring Gardens | London*
Pen with grey & yellow washes (330×535)

6-8 Working drawings for side-altar
6 FS elevation of tracery panels on altar front
s: G. G. Scott *Archit | 31 Spring Gardens | London, SW*

7 FS elevation of tracery on *End of Side Altar*

6-7 Insc: As above, with instructions; No.6 addressed to *Walker & Emley & Beale | Steam Marble Works | Gateshead on Tyne*
Pencil & grey wash (1145×570, 825×570), stained & damaged

8 FS part-elevation & section of cornice with brass shields & scroll
Insc: Instructions
Pencil & blue wash (570×940)

MSS: Account book; correspondence
Lit: Pevsner, *N Yorks*, 1966, p.187
The vicar of Helmsley, the Rev. C. N. Gray, had been at Eton with Scott. With the financial help of Lord Feversham, he rebuilt or erected churches at Carlton, Eastmoors, Pockley, Rievaulx and Sproxton, all by Scott or Temple Moore. At Helmsley church, an ungainly neo-Norman structure of 1866-69 by Banks & Barry which replaced a Perpendicular church, Scott's alterations were more modest. In 1876 an unassuming new vestry was squeezed into the space between the existing vestry and N transept. In 1879-81 the N transept was turned into St Aelred's chapel with new stalls, screen and altar, reredos and canopy containing an old painting. The marble work was executed by Piersy of Westminster and the woodwork by James Elwell of Beverley. Later decorations and furnishings in the church are by Temple Moore and Leslie Moore.

One drawing for a proposed organ, stalls and reredos, probably by Scott, is preserved at the church, together with several drawings by Moore.

[29] HOLLINGBOURNE (Kent): Church of All Saints
Design & working drawings for new seating in nave, c.1873-76 (10):

1 *Plan of Proposed Reseating of Nave*
Scale: $\frac{3}{16}$ in to 1ft
Insc: As above, *Hollingbourne Church | No.II* & labelled, with details of *Number of sittings provided*
Pen with grey & brown washes on linen (525×405)

2-10 Working drawings
2 Side & back elevations for different designs of seats for seating blocks A-K
Scale: $\frac{1}{2}$ in to 1ft
Insc: *Hollingbourne Nave Seats* & labelled, with dimensions given
s: G. G. Scott *jnr*
Pencil & brown wash (655×530)

3 Side elevation with sections of *Block A.B. | Seat back Next Cross Passage*

4 Elevation with sections of *Fronts to Blocks C.D.*

5 Side elevation with sections of *Blocks E.F.*

6 Side elevation with sections of end of blocks *E.F.*, with flier for top of half-poppyshead

7 Side elevation with sections for *Blocks H to K*
3-7 (530×660)

8 Elevation with sections for *Fronts to Blocks E.F.G.H. & K*
(530×950)

9 Side elevation with sections for *Blocks A.B.* with poppyhead
(530×1290)

3-9 Scale: FS
Insc: As above & labelled, with instructions
Pencil with yellow, brown & blue washes

10 Plan of seating, *Elevation looking East & Elevation looking North of Screen at End of North Aisle*; verso, FS sections of screen
Scale: 1in to 1ft
Insc: As above & *Hollingbourne Ch.*, with instructions, e.g. *Pews here to be retained for the present but cut down to height of the new screen*; verso addressed to Mr R. H. Franklin – *Builder – | Deddington | Oxfordshire*, postmark *Maidstone | OC.16.76* (or possibly 73 or 78)
Pencil with brown & blue washes (530×660)

MSS: Account book; correspondence
Lit: *Builder*, XXXIV, 1876, p.444; Newman, *NE & E Kent*, 1969, p.339
The restoration of the church, commenced in 1873, involved a scheme for complete reseating which was executed except for a screen at the E end of the N aisle where the Duppa family would not permit the removal of their pew. The new seating was finished by 1875 and cost £597 12s 5d. The restoration was finished in 1876; the contractor was Franklin of Deddington, Oxon.

[30] HOLTEN BECKERING (Lincs): Church of All Saints

Working drawings for screen, c.1870-74 (5):

1 Elevation of screen & FS detail sections
Scale: $\frac{3}{4}$ in to 1ft
Insc: Instructions & dimensions given
s: G. G. Scott *jnr*
Pen & pencil with brown & blue washes (530×600), very stained & damaged

2 Detail sections of *Gates* with pencil details of lock & hinges
Scale: $\frac{1}{2}$ FS, FS
Insc: As above & *Holton Screen*, with instructions, e.g. *lock with leaves at the corners as at Peterhouse | Bolt at bottom as at Peterhouse Hall doors but smaller*
s: G. G. Scott *jnr*
Pencil with blue & pink washes (530×660), stained & damaged

3 Preliminary working drawing
FS detail of brattishing
Pencil (755×900)

4 FS elevation of brattishing on top of screen
Insc: *Holton Screen – Brattish*, with instructions
s: G. G. Scott *j*
Pencil & pale green wash (570×815), torn

5 FS details of tracery, panels & *Foliage on the Transom*
Insc: As above & *Holton Screen*, with instructions, e.g. *Carving as in Mowlsoe Screen*
s: G. Gilbert Scott *j*
Pencil with grey wash (535×570), damaged

MSS: Account book
Lit: Pevsner & Harris, *Lincs*, 1964, p.274
The chancel of Holton Beckering church was restored by W. A. Nicholson in 1851, the nave by G. G. Scott Snr in 1859-60. Work done by G. G. Scott Jnr in 1870-74 included the screen and possibly the mosaic reredos. The screen cost £180 10s.

[31] HULL (Yorks): Church of St Augustine, Queen's Road, Newland
Preliminary designs for 1st scheme, not as executed, 1883 (2):

1 Ground plan of nave & N aisle of 5 bays, narrower chancel & hexagonal W tower with parish room to N of chancel deleted; verso, sketches for details
Scale: $\frac{1}{16}$ in to 1ft
Insc: *New ch: Hull* & labelled, with dimensions given, N aisle marked *six bays (not five)*
s & d: GGS: 23.8.83
Pen over pencil (255×355), slightly damaged

2 Sheet of 5 sketch studies of parts of the church, described separately below [Fig.71]
Insc: *New Church Hull & chancel £1200, at 6d without foundations, but might be done very cheaply (sic) internally by moulded brick, thinly cemented as in Belgium, underneath (in pencil, mostly deleted) ... Egyptian writing*
(a) Elevation of single bay of *Nave*
Scale: $\frac{1}{8}$ in to 1ft
Insc: As above, with dimensions given & parts labelled with sources, windows *Hereford Cath. parapet* (battlements overwritten with *violin | C.G.D.A.E.B. | 'cello*)

(b) Elevation of single bay of *chancel*
Scale: $\frac{1}{8}$ in to 1ft
Insc: As above & labelled *St Albans Lady-Chapel*, with dimensions given

(c) Section through N aisle & nave looking E
Scale: $\frac{1}{16}$ in to 1ft
Insc: Dimensions given & parts labelled, *Winestead roof, roof plan chapel Ypres Cath., buttress Bolton Priory ch:*

(d) Section through chancel
Scale: $\frac{1}{16}$ in to 1ft
Insc: *drawn wrong hand, no parapet*, with dimensions given & roof labelled *Tideswell*

(e) Plan of buttress at window level in *chancel*
Scale: $\frac{1}{2}$ in to 1ft
Insc: As above, with dimensions given, labelled & details marked *St Peters Ipsw: | N aisle & Little St Maries*

Pen over pencil (255×355)

MSS: Account book; correspondence
Lit: BN, LII, 1887, p.518 (illus.); *Builder*, LXXIV, 1898, pp.318 (perspective of W end with tower), 319; Pevsner, *E Yorks*, 1972, p.282
The first drawings for St Augustine's were prepared for Scott's cousin, John Spyvee Cooper, a Hull solicitor, in July 1883 and the above drawings reveal that Scott worked on his design during his temporary confinement in the Bethlem Hospital the following month. A perspective of this elaborate Decorated design in brick with stone dressings with a hexagonal W tower by Temple Moore and drawn by Maurice B. Adams was published in the BN, 8 April 1887. However, by 1890 when construction began a new, cheaper design had been prepared by Scott and Temple Moore which had a chancel as wide as the nave, a continuous roof throughout and a square W tower, all in brick. Nave, chancel and N aisle and foundations for the W tower were completed in 1892, although the church was not consecrated until 1896 because of outstanding debts. The builder was Thomas

Goates of Hull. The relative contributions of Scott and Moore in the design as executed are difficult to establish; designs for the tower preserved at the church which were first prepared in 1890 are drawn by Moore but have comments by Scott written on them. The base of the tower & NW porch were built in 1901-02 but the rest of the tower was never built, possibly owing to the alarming subsidence which resulted in the demolition of the church in 1976.

At the church was preserved some MS material, contract and working drawings for the executed design and designs for the tower.

[32] HULL (Yorks): Houses, Salisbury Street, Westbourne Avenue & Park Street, Westbourne Park Designs for 1st unexecuted scheme for pair of semi-detached houses, villa A; designs & working drawings for villa types A, B & C as executed, c.1876 (33): 1-6 Designs for a pair of semi-detached houses: villa A, not as executed

1 Preliminary design
Elevation of Front

Scale: $\frac{1}{8}$ in to 1 ft

Insc: As above & *Pair of Villas Hull*
Pencil (285 × 355)

2 Ground Plan, with flier of cellar plan

3 First Floor plan, with flier of alternative bathroom arrangement

4 Attic Plan

5 Front Elevation

6 Elevation of Garden Front

2-6 Scale: $\frac{1}{8}$ in to 1 ft

Insc: As above & *Pair of Villas Hull*
s: G. Gilbert Scott jnr

Pen with red & blue washes on linen (280 × 380)

7-8 Design for pair of semi-detached houses: villa A, in centre of group as executed

7 Half garden elevation, elevations of *Side of Large House* & *Return of Front of Large House*

8 Elevation of centre of front with section through outhouses; elevations of outhouses & $\frac{1}{4}$ full size section thro' first floor window heads & eaves

7-8 Scale: $\frac{1}{4}$ in to 1 ft

Insc: As above & labelled, with dimensions given & instructions, e.g. *Drawn out this archway to $\frac{1}{2}$ " scale*; No.8 verso *Hull Villas A*
Pencil (535 × 660)

9-27 Designs for house types B & C as executed

9-10 Preliminary designs

9 Plans & elevations of *Front of B*, *Garden Front of B* & *Side of B*

10 Front & side elevations & roof plan of house C

9-10 Scale: $\frac{1}{8}$ in to 1 ft

Insc: As above, with dimensions given
Pencil (535 × 660)

11 Ground Plan of B & Ground Plan of C

Scale: $\frac{1}{8}$ in to 1 ft

Insc: As above & *Hull Villas B & C*, with pencilled comments presumably by John Spyvee Cooper

w/m: J. Whatman 1876

Pen with red & blue washes (320 × 490)

12 Plans of *Attics* & *First Floor*

13 Back Elevation & Roof Plan

14 Side Elevation & Front Elevation

12-14 Scale: $\frac{1}{8}$ in to 1 ft

Insc: As above & *Hull Villas B*, with pencil comments as No.9

w/m: J. Whatman 1876

Pen with red & blue washes (320 × 490)

15 Plan of *Attics* & *First Floor*

16 Back Elevation & Roof Plan

17 Side Elevation & Front Elevation

15-17 Scale: $\frac{1}{8}$ in to 1 ft

Insc: As above & *Hull Villas C*, with pencil comments as No.9

w/m: J. Whatman 1876

Pencil with red & blue washes (320 × 490)

18-22 Design for house B

18 Plan

19 Plan of *Attic*, *First Floor* & *Roof Plan*

Scale: $\frac{1}{8}$ in to 1 ft

20 Front Elevation

21 Back Elevation

22 Side Elevation

20-22 Scale: $\frac{1}{4}$ in to 1 ft

18-22 Insc: As above, *Hull Villas Tower House B* & labelled, with dimensions given & instructions, e.g. *Door as at Mr Cooper's*

Pencil with blue & red washes (535 × 660)

23-27 Design for house C

23 Ground Plan

24 Plan of *Attics*, *First Floor* & *Roof Plan*

23-24 Scale: $\frac{3}{4}$ in to 1 ft

25 Front Elevation

26 Back Elevation & Section thro' Bathroom

27 Side Elevation

25-27 Scale: $\frac{1}{4}$ in to 1 ft

23-27 Insc: As above, *Hull Villas House C* & labelled, with dimensions given & instructions
Pencil with blue & red washes (535 × 660)

28-33 Working drawings for all houses

28 Generalized elevation

Scale: $\frac{1}{2}$ in to 1 ft

Insc: *Villas at Hull Brickwork Details*, with dimensions given & instructions

s: G. Gilbert Scott jnr *Arch*

Pencil with red & blue washes (530 × 660)

29 Part-elevation of corner & half-elevation of dormer

Scale: $\frac{1}{4}$ in to 1 ft

Insc: *Hull Houses, corrected heights*, with dimensions given

d: *Sept 23 / 76*

Pencil (255 × 355)

30 Elevations & FS details of *Outer Hall Door* & *Inner Hall Door*

Scale: 1 in to 1 ft

Insc: As above, *Hull Houses wood work*, with instructions & dimensions given

Pencil with brown wash (535 × 660), damaged

31 FS Details of *sashes*, with 2 fliers

Insc: As above & *Hull Houses*, with instructions
Pencil with blue & brown washes (695 × 750, shape irregular)

32 Half-elevations & FS details of *Drawing Room Mantles*

Scale: $\frac{1}{8}$ FS

Insc: As above & *Hull New Villas Mantlepieces*, with instructions, e.g. *Mantles to be painted and to be worked in well seasoned wood*

s: *Return to G. Gilbert Scott j*

Pencil with blue & buff washes (535 × 660)

Verso: FS details of cornice & mouldings of mantelpiece

Insc: Instructions

Pencil with blue & buff washes

33 Preliminary working drawing

Part-elevation & plan of gateposts & railings

Insc: *Villas Salisbury Road Hull*, with instructions, e.g. *railings as in Gibson's Pattern book*
Pencil (230 × 350)

MSS: Correspondence

Lit: *Builder*, LXXIV, 1898, p.319; Pevsner, *E Yorks*, 1972, p.284; *AR*, CLVI, 1974, p.251; M. Girouard, *Sweetness and Light*, 1977, p.123

These houses were built on a central site on the Westbourne Park Estate, laid out W of Pearson Park in the 1870s by D. P. Garbutt. Scott was first approached by his relative, John Spyvee Cooper, in March 1876 to design two pairs of semi-detached houses. Later in the year Cooper's scheme was enlarged to comprise a symmetrical group of eight houses arranged around a large pair of semi-detached houses (type A) in the centre of the W side of Salisbury Street. On each corner, with Westbourne Avenue and Park Street, was a *Tower House* (type B) and on either side of these was a house of type C, with variations to the form of the dormer pediments. Thus the whole group of Nos.98 & 96 Westbourne Avenue, Nos.1, 3-5 & 7 Salisbury Street & Nos.107 & 109 Park Street was made of the following sequence of Scott's different designs: C, B, C, A, C, B, C. Construction of the central pair began in September 1876 and was finished in 1877. J. S. Cooper lived in No.3 Salisbury Street. These houses are remarkable not only for their mannered and individual Queen Anne style, but also for the external use of Portland cement panels surrounded by brickwork. These were enlivened by curious lozenge-shaped panels and a moulded garland frieze under the moulded brick cornice. Now cut up into flats and partly mutilated, these houses are in deplorable condition and their future is uncertain. See also [51].11.

[33] IPSTONES (Staffs): Church of St Leonard Survey drawings, preliminary design, design & working drawing for restoration & refitting, 1875-76 (11):

1-5 Survey drawings

1 Rough survey plan

Scale: $\frac{1}{8}$ in to 1 ft

Insc: *Ipsstones Ch*, with dimensions given
d: *Nov 16/75*

Pencil (215 × 380), torn

2 Half interior & exterior elevations of E wall showing old E window & line of ceiling

Scale: $\frac{1}{4}$ in to 1 ft

Insc: *Verso Ipsstones Ch*

s: *Verso G. G. Scott j*

Pencil on tracing paper (305 × 320)

3 Elevation of existing E window with round top

Scale: 1 in to 1 ft

Insc: Some labelling, with dimensions given
Pencil on tracing paper (500 × 600) damaged

4 Elevation of doorway & rough perspective of

Tower arch

Scale: 1in to 1ft

Insc: As above

Pen on tracing paper (305×365)

5 Existing Plan showing galleries

Scale: 1 $\frac{1}{2}$ in to 1ftInsc: As above, *Ipstones Church* & labelled

Pen & scarlet wash (380×485)

6-8 Preliminary design

6 Side & front elevations & sections of proposed S

porch & FS detail sections

Scale: 1 $\frac{1}{4}$ in to 1ftInsc: *Ipstones Porch*, with instructions & dimensions given

Pencil (530×570), torn

7 Section looking E

Scale: 1 $\frac{1}{2}$ in to 1ftInsc: Dimensions given, with description & list of proposals & *Practical repairs including ceiling & raising E Wd £650 | Porch £80-100 | chairs £25 | chancel seats & screen £180 or more*
d: Feb 29/76
Pencil (215×380)8 Rough plan & FS section of *Front till* of altarInsc: As above & *Ipstones Altar*, with dimensions given

Pencil (215×380)

9-10 Design for restoration with E window raised & altered, new seating, new chancel screen & galleries removed

9 Plan with pencil notes for heating flues &c

Scale: 1 $\frac{1}{2}$ in to 1ftInsc: As above, *Ipstones Church*, with details of accommodation &, by S doorway, *Porch may be added here*

10 Section looking East with pencil alterations to altar

Scale: 1 $\frac{1}{2}$ in to 1ftInsc: As above, *Ipstones Church* & (in pencil) *altar 3 steps above nave*
s: G. Gilbert Scott junr | VII Duke St | Portland Place | London

9-10 Pen with blue, brown & buff washes (435×595)

11 Working drawing

*Half section of Roof, Sectional Elevation of one bay of Roof, Half Plan of Roof*Scale: 1in to 1ft, 1 $\frac{1}{2}$ in to 1ft, 1 $\frac{1}{4}$ in to 1ftInsc: As above & *Ipstones Church*, general drawings of roof, with instructions & dimensions given
Pencil with brown & red washes (660×530)

MSS: Account book; correspondence

Lit: Pevsner, *Staffs*, 1974, p.157

Scott was asked to restore the small church of 1790 in c.1875. The work was completed by 1878 and included repairing the ceiling, raising and altering the E window, which was filled with glass by Burlison & Grylls, and adding a new S porch. The cost was £1083 and the builder James Clowes. The addition of a chancel in 1902-03 by Gerald C. Horsley destroyed much of Scott's work. See also Horsley, Gerald Callicott [13].

[34] IPSWICH (Suffolk): Church of St Matthew
Design by the Rev. Francis Haslewood & survey drawing & contract drawings for the enlargement of the church, 1876 (6):

1 Two rough plans & W & N elevations

Insc: *Proposed Enlargement of St Matthew's Church, Ipswich* & labelled, with suggestions, e.g. at W end of enlarged N aisle *Better put three light windows as on other side*

s: Rev. F. Haslewood, Ipswich

Pen with red & blue washes (570×570), very torn & stained

2 Existing Plan

Scale: 1 $\frac{1}{2}$ in to 1ftInsc: As above & *St Matthews Church Ipswich*, with contract inscription & signatures as Nos.3-6

s: G. Gilbert Scott junr. | Architect

Pen & blue wash (350×465)

3-6 Contract drawings for new widened N aisle & new N porch

3 Plan

Scale: 1 $\frac{1}{2}$ in to 1ftInsc: As above, *St Matthews Church | Ipswich | Proposed Enlargement & This is one of the plans referred to and signed by us 18th Octr 1876 Henry Luff | Francis Haslewood | S. R. Anness | D. H. Booth | Wm Colchester*
s: G. Gilbert Scott junr | Architect

Pen with blue & red washes (410×485), very damaged & stained

4 West Elevation & Transverse Section

Scale: 1 $\frac{1}{2}$ in to 1ft

Insc: As No.3

s: As No.3

Pen with blue, red & grey washes (410×485), damaged & stained

5 North Elevation with pencil alterations

Scale: 1 $\frac{1}{2}$ in to 1ftInsc: As No.3 &, by N porch, *omit porch | restore inner doorway*

s: As No.3

Pen & grey wash (410×485)

6 Transverse Section & Longitudinal Section of N aisle

roof & elevation of 2 bench-ends, deleted

Scale: 1 $\frac{1}{2}$ in to 1ftInsc: As above, *St Matthews Church Ipswich | Proposed enlargement of North aisle*, with details of roof construction, *Bench to correspond with those in Nave with centre division similar to that in chancel aisle. See Architect's letter & contract inscription & signatures as No.3*
s: G. Gilbert Scott junr | Architect

Pencil with brown & blue washes (530×665)

For design for gable cross see [64].7.

MSS: Account book; correspondence

Lit: Pevsner, *Suffolk*, 1961, p.270

Scott's design was executed in 1876-77 at a cost of £1359 3s 10d. The contractor was Henry Luff of Ipswich, with Farmer & Brindley responsible for the carving.

[35] IPSWICH (Suffolk): Church of St Peter
Survey drawings, not by Scott, 2 of 1860; survey drawings, preliminary design & design for unexecuted scheme for new organ chamber, preliminary design, contract drawings & working drawing for new N chancel aisle, contract drawing for porch, design & working drawing for lectern, design for nave seating & designs & working drawing for churchyard gates, 1873-83 (27):

1-3 Survey drawings, not by Scott

1 Plan of Interior showing seating

2 Plan of Gallery showing seating

1-2 Scale: 1 $\frac{1}{2}$ in to 1ftInsc: As above & *St Peter's Church, Ipswich*, with details of seating

s & d: May 1860 | MR

Pen with blue & red washes, cloth backed (435×715, 470×855)

3 Sketch plan of nave

Insc: *St Peters Vicarage Ipswich, Oct 1st | I hope this rough sketch of ground plan will be sufficient for what you require | Yours in haste*, with dimensions given

s: R. A. White

Pen on tracing paper (420×255)

4-8 Survey drawings

4 Sketch plan

5 Sketches of windows & arcades

6 Sketches of details

4-6 Insc: *St Peters Ipswich*, with dimensions given & description

d: March 7. 1873

Pencil (350×250)

7 Elevations of Window to South Side. S.W. angle, Window to North Side N.W. angle & Full size section of Mullion | North Window of aisle, St Peters

Insc: As above

Pen (570×430)

8 Elevation of North Window of Aisle

Insc: As above & *St Peters Ipswich*

Pen (335×515)

9-10 Unexecuted design for organ chamber

9 Preliminary elevations of proposed organ chamber, plan & section of chancel

Scale: 1 $\frac{1}{2}$ in to 1ft, 1in to 1ftInsc: *St Peters Ipswich | Design for Organ Chamber on North side of Chancel, Draw out the whole to 3|16" Scale & The stone to be Clipsam | the intermediate walling napped flint as in the Exterior of Porch | body of wall brick*
Pencil (530×660)

10 Plan, Section Looking West, Section Looking South

Scale: 1 $\frac{1}{2}$ in to 1ftInsc: As above & *St Peters Church | Ipswich | Design for Organ Chamber | North side of Chancel*

s: G. Gilbert Scott. Architect | 7 Duke St Portland Place | London W.

Pen with buff, brown & mauve washes (485×636)

11 Preliminary design for new N aisle to chancel

North Elevation of Chapel to N of chancel, as in Nos.12-14Scale: 1 $\frac{1}{4}$ in to 1ftInsc: As above, *St Peters Ipswich*, with dimensions given, labelled & cf. *Analysis P124 vol II for buttresses w/m: Whatman 1869*

Pencil (410×690)

12-17 Contract drawings for new N aisle to chancel

12 Plan of Proposed North Aisle to Chancel with pencil additions

13 Section through Chapel looking East, Section through Nave with pencil addition of horizontal plaster ceiling & tie beam & East Elevation of Chapel

14 Longitudinal Section of Chancel looking North & North Elevation of Chapel

12-14 Scale: $\frac{3}{16}$ in to 1ft
 Insc: As above, *St Peters Church Ipswich* | No.I to No.III respectively & *These are the drawings offered to me the quantities signed by me. June 2nd 1876* | H. Luff
 s: G. Gilbert Scott Jnr. Architect | VII Duke St Portland Place | W.
 w/m: J. Whatman 1874
 Pen with coloured washes (455×630)

15 Plan & section & details of *New Chancel Aisle Roof*
 Scale: 1in to 1ft, $\frac{1}{4}$ FS

16 *New Chancel Aisle* | Details

17 *New Chancel Arch and Arches across Aisles* | Details

16-17 Scale: $\frac{1}{4}$ FS
 15-17 Insc: As above, *St Peters Ipswich* | No.IV to No.VI respectively & contract inscription as Nos.12-14, with instructions
 s: G. Gilbert Scott jnr
 Pencil with red, blue & green washes (530×660)

18 Working drawing for new N chancel aisle
 Elevations of *North Windows & East Window*
 Scale: $\frac{1}{8}$ FS
 Insc: As above, *Windows of New North Aisle of Church | Saint Peters Church Ipswich & (in pencil) Looks very well GGS*, with instructions
 Red & black pen (435×690)

19 Contract drawing for porch
 Plan of porch & section of roof
 Scale: $\frac{1}{2}$ in to 1ft, 2in to 1ft
 Insc: As above, *Porch St Peters Ipswich, Roof to be set out to fit the old pitch of gable & These are the drawings referred to in an agreement of March 9, 1877 | Henry Luff | R. A. White, Vicar | George Calver Mason, Churchwarden*
 s: G. Gilbert Scott, Architect
 Pencil with red, blue & brown washes (530×660)

20-21 Design & working drawing for wooden lectern
 20 *Front View, Side View & Plan*
 Scale: $\frac{1}{8}$ FS
 Insc: As above & *Design for Lectern*
 s: G. Gilbert Scott Archt | 31 Spring Gardens | London
 Pen (270×380)

21 FS elevation of wooden lectern
 Insc: *St Peters Ipswich & Wickenby Lincoln*, with instructions
 Pencil with pale blue wash, cloth-backed (565×1710)

22 Design for new seating in nave
 Plan *Shewing Proposed Seating*
 Scale: $\frac{3}{16}$ in to 1ft
 Insc: As above, *St Peters Church Ipswich*, details of accommodation, pencil labelling & alterations
 s: G. Gilbert Scott Architect | 31 Spring Gardens | London
 w/m: J. Whatman 1879
 Pen with brown & blue washes (385×555)

23-27 Design & working drawing for gates of churchyard

23-24 Design for S gate
 23 Elevation with crossed keys motif at top
 Scale: 1in to 1ft

Insc: *St Peters Church Ipswich*
 s: G. Gilbert Scott jnr | Architect
 Pen with blue & buff washes (450×580)

24 Incomplete FS elevation of crossed key motif
 Insc: *St Peters Ipswich Gate*, with instructions
 s: G. G. Scott jnr Architect
 Pencil & blue wash (550×755), torn

25-26 Design for W gate
 25 Elevation similar to No.23 but with lamp at top
 Scale: 1in to 1ft
 Pencil (490×530)

26 Elevation for *Design for West Gate* as No.25
 Scale: 1in to 1ft
 Insc: As above & *St Peters Church Ipswich*
 s: G. Gilbert Scott, M.A., F.S.A., Architect | Hampstead | London
 w/m: J. Whatman 1882
 Pen with blue & buff washes (480×650)

27 Working drawing for W gate
 FS *Side view of shield & details of ironwork*
 Insc: As above, *St Peters Ipswich, This shield sent 20th Sept 1883 & This Centre sent Sept 28th 1883*
 Pencil (550×640), torn

For working drawing of communion rail see [11].1.
 For rough preliminary designs for restoration see [72].29v.

MSS: Account book; correspondence
 Lit: Pevsner, *Suffolk*, 1961, p.271
 Scott worked at St Peter's, Ipswich, for eight years after 1875. The first unexecuted organ chamber design was prepared in 1876, the second in the same year and built in 1879; the new N chancel aisle was erected in 1876, the new porch in 1877. The work also included a general restoration of chancel and nave and new heating and in 1881 the belfry was rebuilt. New furnishings included pulpit, lectern, stalls and altar rails. The design for the S gate was prepared in 1877, the W in 1883. The contractors were Henry Luff and J. B. & F. Bennett, both of Ipswich, and the iron gates were made by T. L. Chew & Sons of Stroud. The church is now redundant.

[36] IPSWICH (Suffolk): House, Belstead Road
 Design & working drawings for G. C. Mason,
 c.1877-78 (26):

- 1-13 Design
- 1 *Ground Floor Plan*
- 2 *First Floor Plan*
- 3 *Attic Plan & Cellar Plan*
- 4 *Roof Plan*
- 5 *South Elevation*
- 6 *North Elevation*
- 7 *West Elevation*
- 8 *East Elevation*
- 9 *Section*

1-9 Scale: $\frac{1}{8}$ in to 1ft
 Insc: As above, *House for G. C. Mason Esq., I to IX* respectively & Nos.1-8 *George Calver Mason*
 s: Nos.1-7 G. Gilbert Scott Jnr
 Pen with red & grey washes on linen (425×320)

10 Elevation of *Front Wall & Railings* & detail elevation
 Scale: $\frac{1}{8}$ in to 1ft, $\frac{1}{8}$ FS

11 Elevations of *Drawing Room Bay Window, Servants Entrance, Garden door & sectional plan of floor over drawing room*
 Scale: $\frac{1}{2}$ in to 1ft

12 Elevation of *Dining Room Bay*, front & side elevation of entrance doorway & balcony
 Scale: $\frac{1}{2}$ in to 1ft

13 Elevations & detail sections of *Arch between Halls, Three Drawing Room Mantles, Living Room Doors, Bedroom Doors & Mantles &c*
 Scale: $\frac{1}{2}$ in to 1ft, $\frac{1}{4}$ FS

10-13 Insc: As above, *House for G. C. Mason Esq. & IX, X, LX, XII* (sic) respectively, with instructions & dimensions given & *George Calver Mason*
 s: G. Gilbert Scott jnr | Architect
 Pencil with coloured washes (535×660), stained & damaged

14-25 Working drawings
 14 Elevation & FS details of *Dormer Windows*
 Scale: 1in to 1ft
 Insc: As above & *Mr Masons House*, with instructions & dimensions given; verso addressed to *Messrs Bennett | Builders | Ipswich*, postmark 4.9.78 | S.W.
 s: G. G. Scott | Architect | 7 Duke St | Portland Place | W.
 Pencil with buff wash (570×480)

15 Elevation of cornice & voussoirs of main doorway
 Scale: $\frac{1}{4}$ FS
 Insc: *Mr Masons House | Ipswich | Detail of Doorway*
 Pencil with buff & pink washes (535×660)

16 Plan & 3 elevations of *Principal Stairs*
 Scale: 1in to 1ft
 Insc: As above & *House for G. C. Mason Esq.*, with instructions & dimensions given
 Pencil & beige wash (625×570), damaged

17-18 Elevations, sections & FS detail of *plaster cornice of staircase*
 Scale: $\frac{3}{4}$ in to 1ft
 Insc: As above & labelled, with instructions & dimensions given
 Pencil with beige wash (535×660)

19 FS details of staircase woodwork & newel-post
 Insc: *House for G. C. Mason Esq. | Stairs &c.*, with instructions
 s: G. Gilbert Scott
 Pencil & beige wash (1260×570)

20 Elevation & FS details of *Drawing Room Mantelpiece* (sic)

21 FS details of *Dining Room Mantelpiece*

20-21 Scale: 1in to 1ft
 Insc: As above & *House for Geo Calver Mason Esq. Ipswich*, with instructions & dimensions given
 s: G. Gilbert Scott | 31 Spring Gardens | London S.W.
 Pencil with coloured washes (1215×760, 1350×570, irregular)

22 Elevation & FS details of *Dining Room Mantelpiece*

23 Elevation & plan of *Study Mantelpiece*

22-23 Scale: 1in to 1ft
 Insc: As above & *House for Geo Calver Mason Esq. Ipswich*, with instructions & dimensions given
 s: G. Gilbert Scott Architect | 31 Spring Gardens | London S.W.
 Pencil with buff, blue & brown washes (330×535)

24 FS elevation & sections of egg & dart moulding for *Dining Room Cornice*

25 FS elevation & sections of ovolo moulding for *Drawing Room Cornice between Windows & study cornice*

24-25 Insc: As above & *Mr Masons House*, with instructions
 s: G. Gilbert Scott
 Pencil with blue, brown & buff washes (535×660)

26 Plan of hall & stairs
 Scale: $\frac{1}{2}$ in to 1ft
 Insc: *Mr Masons House Ipswich*, with instructions & dimensions given
 s: G. Gilbert Scott Archt | 31 Spring Gardens, S.W.
 Pen & pencil on tracing paper (430×450)

MSS: Account book; correspondence
 George Calver Mason was churchwarden at St Peter's, Ipswich, at which Scott was working after 1871. The house was built in 1878-79 at a cost of £2183 1s 2d. J. B. & F. Bennett was the builder. It was dem. c.1953.

KINGSTON-UPON-HULL
See HULL [31], [32]

[37] KNAPTON (Norfolk): Church of St Peter & St Paul
Survey drawings & working drawings for restoration, c.1882 (8):
1-5 Survey drawings
1 Ground plan
Scale: $\frac{3}{16}$ in to 1ft
Insc: *Knapton Church - Norfolk, labelled & Will you please return this plan to me with the present arrangement of chancel sketched on it | Thackeray Turner | XII Gray's Inn Sq. W.C.; verso addressed to G. Gilbert Scott, Esq. | 26 Church Row | Hampstead | N.W., postmark 24.4.82*
Pencil & red wash (535 × 655)

2 Plan of Present Nave Fittings
Scale: $\frac{1}{4}$ in to 1ft
Insc: As above & *Knapton Church Norfolk*
Pen on tracing paper (470 × 610)

3 Elevation of porch showing line of present roof at lower pitch than gable

4 Plan & section of porch

3-4 Scale: $\frac{1}{2}$ in to 1ft
Insc: As above & *Knapton Church Porch*, with dimensions given
Pen on tracing paper (445 × 600)

5 Elevation & sections of Remains of Cross to East Gable of Nave with Apex Stone
Scale: $\frac{1}{2}$ FS
Insc: As above & *Knapton Church Norfolk*
Pen on tracing paper (690 × 590)

6-8 Working drawings
6 Sketch section & FS details of Porch Roof at higher pitch than in No.3
Scale: $\frac{1}{2}$ in to 1ft
Insc: As above & *Knapton*, with instructions & dimensions given
Pencil (255 × 355)

7 FS elevation of Cross for West Gable of Nave
Insc: As above, *Knapton Parish Church & Note: The apex stone of gable nb. forms the | foot of cross is to be taken from the | existing old apex stone at East gable of | the chancel -*
s: G. Gilbert Scott, Architect | 26 Church Row | Hampstead N.W.
Pencil on tracing paper (690 × 980)

8 FS elevation of outer face of seat ends & detail sections
Insc: As above & *Knapton Ch Nave Seats*, with instructions
Pencil & brown wash (1035 × 655)
Verso: FS section & details of nave seats
Insc: Instructions
Pencil & brown wash

MSS: Account book; correspondence
Lit: G. G. Scott, *Report upon the proposed restoration of the nave of Knapton church, in the diocese of Norwich*, 1881; *Builder*, XLV, 1883, p.537
The advowson belonged to Peterhouse, Cambridge, and the Master, the Rev. James Porter, recommended Scott to restore the church. His report was published in 1881. The work consisted largely of careful repairs and new seating at a cost of £1922 19s: probably Scott was responsible for replacing the missing carved angels on the roof corbels. Cornish & Gaymer of North Walsham was the builder and the restoration was carried out in 1882-83.

[38] LEAMINGTON SPA (Warwicks): Cemetery chapel, New Milverton
Unexecuted design, c.1873
Rough plan & 2 rough elevations
Insc: Verso *Cemetery Chapel*, with calculations of cost of St Mark's church
Pencil (190 × 270)
MSS: Correspondence
These sketches were presumably made in response to the Rev. C. Carus-Wilson's proposal to purchase land for a cemetery in New Milverton.

[39] LEAMINGTON SPA (Warwicks): Church of St Mark, Rugby Road, New Milverton
Survey drawing by George Smith of existing chapel on Milverton Hill; 3 alternative designs & design, contract drawings & working drawings for 4th design for new church as executed; designs & working drawings for fittings, 1873-c.79 (67):
1 Survey drawing of existing chapel
Plan
Scale: $\frac{1}{8}$ in to 1ft
Insc: *Plan of Milverton Chapel in the County of Warwick* s & d: Geo F. Smith | Milverton | 1873
Pen with blue wash on tracing paper (500 × 620)

2 First design with N & S aisles & nave of equal width & height, short chancel, tower to S of crossing & W porches either side of W end of nave
Plan with pencil alterations
Scale: $\frac{1}{8}$ in to 1ft
Insc: As above & *New Church Leamington* s: G. Gilbert Scott Junr Architect | 7 Duke Street, London
Pen & blue wash (480 × 640)

3 Second design with tall W tower, twin-gabled S transept & unbroken roof line with turret with fleche, as exhibited at the RA & illustrated in BN, XXVII, 1874, p.319 (see note below)
Plan
Scale: $\frac{1}{8}$ in to 1ft
Insc: As above & *Proposed New Church, Leamington* s: G. Gilbert Scott Junr Architect | 7 Duke Street, London
Pen & blue wash (455 × 650)

4-5 Third design similar to second design but with single-gabled S transept with low-pitched roof & chancel roof ridge higher than that of nave
4 Perspective adapted from that of second design (see No.3 & note below) [Fig.64]
Insc: *Proposed New Church at Leamington, Warwickshire, from the South East*; verso (in pencil) *A few photographs to be taken not more than 15 long including border | and forwarded to Revd C. Carus Wilson | Villa Beau Sejour | Sils | Engadine | La Suisse & 2 copies to John S. Lee & son | 43 Craven Street | Charing Cross* s: George Gilbert Scott junr. M.A., Archt. w/m: J. Whatman 1874
Sepia pen (565 × 780), damaged

5 S elevation of tower [Fig.65a]
Scale: $\frac{1}{8}$ in to 1ft
Insc: *New Church Leamington - Tower*, with details of construction & materials & dimensions given s: G. G. Scott j
Pencil & mauve wash (660 × 300)

6-23 Design as executed, as third design but tower omitted & with new design for smaller W tower substituted later
6 Rough S elevation of S transept
Scale: $\frac{3}{16}$ in to 1ft
Insc: *bad window | not enough contrast | of subordination*
Pencil (350 × 295)

7-13 Design omitting tower
7 Plan with base of tower drawn but not coloured in

8 North Elevation

9 S elevation with fleche over chancel arch pencilled in

10 East Elevation & Section on line AB looking East with reredos pencilled in

11 Long Section looking North with pencil additions

12 Long Section looking South with pencil additions

13 Section thro' Transept looking East, Half Section thro' Nave looking East & Half Section thro' Nave looking West with font, pulpit &c pencilled in

7-13 Scale: $\frac{3}{16}$ in to 1ft
Insc: As above, *New Church, Leamington | No.1 to No.7* respectively & labelled, with dimensions given, pencil notes & date stamp 20 OCT 1876 & stamped by the Ecclesiastical Commissioners for England - Approved s & d: G. Gilbert Scott Junr Architect | 7 Duke Street Portland Place | London W.
Pen with coloured washes on backed tracing paper (620 × 945), damaged

14-17 Contract drawings
14 Section thro' Nave, elevations of Interior of Nave bays & Interior of Aisle with pencil alterations

15 Exterior & interior half-elevations of E end & plan of ribs of chancel vaults with pencil alterations

16 Section through chancel looking S with pencil alterations

14-16 Scale: $\frac{3}{8}$ in to 1ft
Insc: As above, *New Church: Leamington*, Nos.15 & 16 numbered No.9 & No.10, with instructions & dimensions given in red pen & George F. Smith s: G. Gilbert Scott junr | Architect | 7 Duke St Portland Place | London W.
Pencil with orange & blue washes (560 × 760), torn

17 Detail sections of mouldings
Scale: $\frac{1}{4}$ FS
Insc: *New Church Leamington | No.11*, with instructions & dimensions given s: As Nos.14-16
Pencil with red & blue washes (535 × 660)

18-22 Design for tower as executed with thin spire crossed out
18 Perspective sketch of tower from SE
Insc: *no spire, Tiled roof & See Bedale tower in Spring Gardens Sketch Book*
Pencil on tracing paper (460 × 265), torn & now

19 W elevation of tower with thin spire crossed out & low pyramidal roof drawn in in pencil [Fig.65b]
Scale: $\frac{1}{8}$ in to 1ft
Insc: *New Church Leamington - Design for Tower*, with dimensions given & (in pencil) *omit this spire & roof just to show*
Pen, pencil & red wash (280 × 515)

20 Elevations of the West Side & South Side of base of tower
Scale: $\frac{1}{8}$ in to 1ft
Insc: As above & *New Milverton Church Tower*, with details of construction & dimensions given
Pencil & red wash (260 × 375)

21-23 Working drawings for tower
 21 Elevations of *West Front, South Front & North Front* of base of tower & elevation of *Interior* showing W window
 Scale: $\frac{3}{16}$ in to 1 ft
 Insc: As above & *New Milverton Tower*, with instructions & dimensions given; verso addressed to G. G. Scott | 7 Duke Street | Portland Place deleted & 26 Church Row | Hampstead substituted, postmark Leamington | FE.9.78
 s: G. G. Scott jnr
 Pencil with red & buff washes (535 × 660)

22 Elevation of upper part of W side of tower

23 Elevation of *East Side* of tower above section of nave roof & section through belfry

22-23 Scale: $\frac{1}{4}$ in to 1 ft
 Insc: As above & *New Milverton Church Tower*, with instructions & dimensions given
 s: G. Gilbert Scott
 Pencil with buff & red washes (535 × 325)

24-39 Working drawings

24 Plan, *West Elevation, South Elevation & East Elevation of Bell Turret*
 Scale: 1 in to 1 ft
 Insc: As above & *New Church Milverton | Bell Turret over Chancel Arch*, with instructions & dimensions given
 Pencil with grey & blue washes (575 × 570)

25 Elevation of tracery of *East Window*

26 *Exterior & Interior* half-elevations of *South Transept Window*

27 *Exterior & Interior* half-elevations of *North Transept Window*

25-27 Scale: 1 in to 1 ft
 Insc: As above & *Milverton Church*, with dimensions given & pencil notes; No.25 marked *Poor design*
 Pen, linen-backed (600 × 460, 630 × 470, 555 × 410)

28 Elevation of *Window for South Side of Nave*, with flier consisting of letter containing instructions d. Aug 8/76 & s. G. Gilbert Scott

29 Elevation of *Windows for North Side of Nave*

30 Elevation of *Window in Side of West End of North Aisle*

28-30 Scale: $\frac{1}{8}$ FS
 Insc: As above & *New Church Leamington*, with dimensions given; No.29 (in red pen) either side of window *As the mistake has been made the jambs may be worked thus*
 s: G. Gilbert Scott
 Red pen & pen, linen-backed (545 × 580, 535 × 490, 385 × 285)

31 Half-elevations of *Pattern A & Pattern B* for *Chancel Windows & diagram of position of window patterns A & B*

32 Elevations of windows on *North Side & South Side of Nave Clerestory*

31-32 Scale: 1 in to 1 ft, $\frac{1}{8}$ FS
 Insc: As above & *New Milverton Church*, with instructions & dimensions given
 Pencil & buff wash, linen-backed (425 × 650, 490 × 620)

33 Elevation of *West Window of Tower*
 Scale: $\frac{1}{8}$ FS
 Insc: As above, with dimensions given
 s: G. G. Scott j
 Pencil, cloth backed (510 × 645)

34 Elevation of *Tower Arch*
 Scale: $\frac{1}{4}$ in to 1 ft
 Insc: As above & *Milverton Ch*, with instructions & dimensions given
 Pencil with buff, blue & red washes (535 × 410)

35 Elevation of *Base of Tower Arch looking South*

36 Plan of *Base of Tower Arch*

35-36 Scale: $\frac{1}{8}$ FS
 Insc: As above, with instructions; verso addressed to Scott at 7 Duke Street | Portland Place London W | AP.9.77
 s: G. G. Scott jn
 Pencil with blue & buff washes (535 × 660)

37 Exterior elevation of door & buttress at W end of S aisle
 Scale: $\frac{3}{4}$ in to 1 ft
 Insc: Instructions
 Pencil with red & buff washes (560 × 660, irregular)

38 FS elevation & $\frac{1}{4}$ FS side view of *East Gable Cross & Saddle*
 Insc: As above & *New Milverton*, with instructions given; verso addressed to G. G. Scott Esq | 7 Duke Street | Portland Place (deleted) & Leamington (deleted)
 s: G. G. Scott j
 Pencil (570 × 1780)

39 FS detail of centre of wooden vaulting of *Chancel Roof*
 Insc: As above & *Apply to C. of works for number required*, with instructions & comments partly torn off mentioning *Ashe Church*
 s: G. G. Scott
 Pencil (535 × 660), damaged

40-42 Designs for fittings
 40-41 Unexecuted design for lectern

40 Preliminary design
 Elevation
 Scale: $\frac{1}{8}$ FS
 Insc: Labelled; verso *Wanted estimates | 1. For this design | 2. ditto - without candle brackets | 3. ditto - with Eagle instead of book desk | 4. For an eagle lectern of the same character as the Scarborough (St Martin's) one*
 s: G. G. S. j
 Pencil (150 × 260)

41 Elevation of *Design for Lectern*
 Scale: $\frac{1}{8}$ FS
 Insc: As above & *Milverton Church | No.1*
 s: G. G. Scott jr. Archt | VII Duke St | Portland Place | London W.
 w/m: J. Whatman 1876
 Black & red pen with yellow & grey washes (370 × 490)

42 Rough elevation of *Font Cover*
 Scale: 1 in to 1 ft
 Insc: As above & *Milverton*, with dimensions given
 s: G. G. Scott
 Pencil & mauve wash (350 × 250), damaged

43-65 Working drawings for fittings
 43-49 Drawings for font & font cover
 43 Elevation & plan of *Font*
 Scale: 2 in to 1 ft
 Insc: As above, *New Milverton Church*, with dimensions given & *Pink - chellaston alabaster | Grey - Frosterley marble | red - Mansfield stone*
 s: G. Gilbert Scott
 Pencil with mauve, pale blue & maroon washes (340 × 565)

44 FS elevation of tracery & crockets on *Font Cover*
 Insc: As above & *Milverton*, with instructions
 s: G. Gilbert Scott | 7 Duke St
 Pencil (535 × 660)

45 FS elevation of shafts & finial of *Font Cover & sketch of pelican billing her breast*
 Insc: As above, with instructions
 s: G. G. Scott
 Pencil (2360 × 570)

46 Elevation & FS sections & detail of corbel for *Beam to carry Font Cover across Tower Arch*
 Scale: 1 in to 1 ft
 Insc: As above & *New Milverton Church*, with instructions
 s: G. G. Scott
 Pencil with brown & buff washes (535 × 660)

47 Rough elevation & FS details of crown on top of cross acting as *Counterweight to Font Cover*
 Scale: 1 in to 1 ft
 Insc: As above, *Milverton Ch*, with instructions, dimensions given & *The cover weighs 3 cwt 3 gr 7 lbs without the bolt which passes thro' the whole thing. Cross had better be a little over heavy than over light as the font cover can be weighted down a bit*; verso addressed to Scott, postmark Leamington | MY.9.79
 Pencil (880 × 520)

48 Preliminary elevation of cross counterweight & FS details of finials to arms of cross, not as executed
 Insc: Dimensions given
 Pencil (575 × 890)

49 FS elevation of *wt. iron arm on Font Cover*
 Insc: As above, with instructions
 s: G. G. Scott
 Pencil (330 × 535)

50-53 Working drawings for organ in angle of N transept & chancel
 50 Elevation, side elevation & plan of organ front in N transept
 Scale: $\frac{3}{4}$ in to 1 ft
 Insc: *Leamington Organ*, with details of construction & colouring
 Pencil (535 × 660)

51 Elevation & side elevation of organ as No.50
 Scale: $\frac{3}{4}$ in to 1 ft
 Insc: *New Church Leamington | West Organ Front*, with instructions; verso addressed to Scott, postmark CX | 18.4.79
 s: G. G. Scott Archt
 Pencil on backed tracing paper (455 × 465), damaged

52 FS detail of brattishing around top of organ case
 Insc: Some instructions given
 Pencil with pink wash (570 × 940)

53 FS elevation of *Pendant Brattish along base of organ*
 Insc: As above, *New Milverton Organ Case*, with instructions & *in hard wood*
 Pencil & buff wash (430 × 570)

54 FS detail of *Pipe Shade Side Traceries*

Insc: As above & *New Milverton Organ Case*, with instructions, e.g. *Traceries must be in hardwood*
 s: G. Gilbert Scott
 Pencil (570 × 800)

55 Elevation & $\frac{1}{4}$ FS details of *Deal Frame & cast iron grille in South Organ Chamber Arch* into chancel

Scale: 1in to 1ft
 Insc: As above & *New Milverton Church*, with instructions & dimensions given
 s: G. G. Scott
 Pencil (575 × 570), damaged

56 FS detail of *Organ Grille*

Insc: As above & *Leamington Church*, with instructions
 Pencil & blue wash (570 × 680)

57 FS details of *Stone base & niche of Pulpit*

Insc: As above & *New Milverton Ch.*, with instructions; verso addressed to G. G. Scott Esq | *Spring Gardens* | *Trafalgar Sq.*, postmark *Milverton* | *Leamington* | J.A.10.79
 Pencil with buff & blue washes (715 × 1030, irregular)

58-61 Working drawings for stalls

58 Elevations of *Boys Desks* & 2 other stalls

Scale: $\frac{1}{8}$ FS
 Insc: As above & *Milverton Chancel Seats*, with dimensions given
 s: G. G. Scott
 Pencil (570 × 660)

59 FS elevation & sections of *Tracery of Boys Desk Front*

Insc: As above & *Milverton Stalls*, with instructions
 s: G. G. Scott
 Pencil (570 × 730), damaged

60 FS elevation of tracery of desk fronts for *Men*

Insc: As above & *Milverton Ch: Stalls*
 Pencil (570 × 645), damaged

61 FS elevation of *Tracery for Seat backs where central passage widens*

Insc: As above & *New Milverton*, with instructions
 s: G. Gilbert Scott
 Pencil & brown wash (535 × 660)

62 FS details of *Hinges to inner doors of Lobby, Hinge for all doors which have strap hinges & Bolt to all doors except West door*

Insc: As above, *New Milverton Ch. Leamington*, with instructions & *Please give Mr Scott a price for the difference between these 2 hinges*; verso addressed to G. F. Smith | *Builder* | *Rugby Road* | *Leamington*, postmark N.W. & 25.4.79
 s: G. Gilbert Scott | 31 *Spring Garden* | S.W.
 Pencil & blue wash (535 × 660), damaged

63 Elevation & FS details of *Cupboards in Vestry*

Scale: 1in to 1ft
 Insc: As above & *New Milverton Ch.*, with instructions & dimensions given
 s: G. Gilbert Scott | 31 *Spring Gardens* | London
 Pencil with brown & blue washes (330 × 535)

64 Elevation of door & plan of *Closet in Vestry*

Scale: $\frac{1}{8}$ FS
 Insc: As above
 Pencil with brown wash (535 × 660)

65 Elevation, plan & FS details of *Presses in Parish Room*

Scale: 1in to 1ft
 Insc: As above & *New Milverton Church*, with instructions & dimensions given
 s: G. Gilbert Scott *Architect* | 31 *Spring Gardens* | London
 Pencil with brown & blue washes (535 × 660)

66 Sketch detail for pattern drawn on squared paper,

possibly for fabric for frontal
 Insc: (in margin) *Brass altar desks*
 w/m: J. Whatman 1876
 Pencil (685 × 1000), stained

67 Elevation & FS details of *Iron gates No.1 & No.2*

in churchyard
 Scale: 1in to 1ft
 Insc: As above, *New Church Milverton*, with instructions about gates Nos.3 & 4 & *Ask Chew whether he considers the iron work generally to be stout enough for gates in the open air*, addressed to T. L. Chew & Sons – *Smiths* | *King Street* | *Stroud* | *Gloucestershire*
 Pencil (535 × 660)
 Verso: FS elevations of points & finials on gates
 Pencil

MSS: Account book; correspondence

Lit: BN, XXVII, 1874, pp.310, 319 (perspective of 2nd design); *Builder*, XXXIX, 1880, p.526 (illustration); *Architect*, XLVI, 1891, pp.55, 69 (photos); Millard (photos); *AR*, XXI, 1907, p.225 (drawing by F. L. Griggs, 1898); *AR*, 1909, XXVI, p.285 (drawing by F. L. Griggs); Pevsner & Wedgwood, *Warwick*, 1966, p.334; *Victorian church art*, V & A exhibition catalogue, 1971, p.137
 Scott was commissioned in 1873 by the Rev. Charles Carus-Wilson to replace his small Regency chapel on the top of Milverton Hill, known as the 'Pepperbox'. He was already building a new house for him (see [40]). Although shortage of money necessitated a reduction in the original design for the tower, Scott was fortunate in benefiting from two grand endowments to complete and furnish a large church. The site of the church was given by Lady Charles Bertie Percy and the cost of both vicarage and church defrayed by the estate of Lady Wheler, who left £9000 to build a new church and the remainder of her property to her two brothers, Charles and Edward Shephard Carus-Wilson. Charles, the incumbent, died abroad in 1877 and the work was carried on by his brother.

The first design of 1873 was for an unusual hall-church and displays the same ideas Scott was working out for St Agnes, Kennington, and the first Chilton Moor design. The second design, more ambitious in scale, was prepared the following year and it was this design, Late Gothic in style with a colossal W tower, that was so criticized when exhibited at the RA the same year. Construction, however, did not begin until 1876, when several modifications were made. This third design retained the tower but the transepts were altered and the chancel raised above the nave. The contract drawings, however, omitted the W end and tower, and the decision to build the reduced tower design was not taken until 1878. The church was completed in 1879, together with elaborate furnishings, except a screen which was added later. The builder was G. F. Smith of Leamington, with Farmer & Brindley responsible for the marble work, and Franklin of Deddington for the carving of the organ case. The cost was £23,015 3s 1d.

The following drawings are preserved at the V & A:

For the 1st design (No.1), 2 drawings
 South elevation, with pencilled alterations moving tower with broach spire to W
 West elevation & transverse section looking east
 For the 2nd design (No.2), 5 drawings
 North elevation
 East elevation
 West elevation
 Long section looking south
 Transverse section looking east
 For the design as executed, 7 contract drawings, from which Nos.6-12 were traced

[40] LEAMINGTON SPA (Warwick): House, later St Mark's Vicarage, St Marks Road, New Milverton
 Preliminary design, contract & working drawings & alternative designs for conservatory for the Rev. C. Carus-Wilson, c.1873-76 (41):

1 Preliminary design, not as executed
 Two rough elevations
 Insc: *good* & verso, calculations of cost
 Pencil (210 × 140)

2-12 Contract drawings, as executed except for details & garden entrance on S front

2 *Cellar Plan*
 3 *Ground Floor Plan* with pencil alterations
 4 *First Floor Plan* with pencil alterations
 5 *Attic Plan*
 6 *Roof Plan*
 7 Elevation of *North Front*
 8 Elevation of *South Front* with no garden entrance
 9 Elevation of *East Front*
 10 Elevation of *West Front* [Fig.82]
 11 *Section on line AB*
 12 *Section on line CD*

2-12 Scale: $\frac{3}{16}$ in to 1ft

Insc: As above, *Leamington House* | *For the Reverend C. Carus Wilson* | No.1 to No.11 respectively, with dimensions given in pencil & *George F. Smith*
 s: G. Gilbert Scott *Junr.* London
 w/m: J. Whatman 1872
 Pen with red & blue washes, cloth-backed (495 × 640)

13-39 Working drawings

13 Elevation of left-hand *Portion of South Front* differing from No.8 in having segmental pediments over gable windows & central *Garden Entrance*
 Scale: $\frac{1}{4}$ in to 1ft
 Insc: As above, *House for Revd C. Carus Wilson* & labelled, e.g. under garden entrance N.B. *Oratory window behind*
 s: G. G. Scott *junr*
 Pencil & pink wash (330 × 530)

14 Elevation & rear elevation of *South Gables & Side View of Bay Window*

Scale: 1in to 1ft
 Insc: As above, with instructions & dimensions given
 s: G. G. Scott *junr*
 Pencil with red & buff washes (655 × 1025), damaged

15 Elevation of *North Gables & Four Flue Stack to Housekeeper's Room &c*

Scale: $\frac{1}{2}$ in to 1ft
 Insc: As above & *House for Rev ...* (torn), with instructions & dimensions given
 s: G. G. Scott *junr*
 Pencil & coloured washes (655 × 580, irregular), torn

16 Elevation & side elevation of *Dormers* & FS details of *corbels*

Scale: 1in to 1ft
 Insc: As above & *Revd C. Carus Wilsons House*, with instructions & dimensions given
 s: G. Gilbert Scott *junr*
 Pencil with red, buff & blue washes (530 × 650)

17 FS details of *Dormers*

Insc: As above & *House for the Revd C. Carus Wilson*, with instructions
 s: G. G. Scott *j*
 Pencil with red & buff washes (570 × 2470)

18 Elevation & FS detail sections of *Entrance Door* with segmental pediment & not the small straight pediment shown in No.9

Scale: 1in to 1ft
 Insc: As above & *Revd C. Carus Wilsons House*, with instructions & dimensions given
 s: G. Gilbert Scott *j*
 Pencil with red, buff & blue washes (655 × 1040)

19 Exterior & interior elevations of *Front Door*

Scale: 1in to 1ft

Insc: As above, *Revd C. Carus Wilson & in oak*

s: G. Gilbert Scott jnr

Pen & blue wash (255×350)

20 FS details of *Balustrade to Bays*Insc: As above, with instructions, e.g. *Make a deal model of the Baluster to be set up on bay for Mr Scott to see inserted before working the balustrade*

Pencil with buff, pink & blue washes (570×1500)

21 Elevations of *Ground Floor Window & First Floor Window & FS Sash frame details*

Scale: 1in to 1ft

Insc: As above & *Revd Carus Wilsons House | Main House Windows*, with instructions & dimensions given

Pencil with blue & brown washes (530×655)

22 Elevations of *Offices windows, Kitchen window & FS sash frames det (sic)*

Scale: 1in to 1ft

Insc: As above & *Revd Carus Wilsons House*, with instructions & dimensions given

Pencil with brown & blue washes (330×530), damaged

23 Elevation & FS details of *Bedroom windows*

Scale: 1in to 1ft

Insc: As above & *Main House*, with instructions, e.g. *Cloak Room - Housekeepers Room & the two bed rooms over to be finished similarly (if Mr Carus Wilson thinks it desirable)*

Pencil with blue, brown & purple washes (450×530)

24 Elevation & FS details of doors in hall

Scale: 1in to 1ft

Insc: Instructions & dimensions given

Pencil & brown wash (530×660)

25 Elevations of window & *Principal Stairs & Full size details*

Scale: 1in to 1ft

Insc: As above, with instructions & dimensions given

Pencil with red & blue washes (535×660), torn

26 Elevation of *Lattice on South Side of Dome of skylight over staircase*

Scale: 1/2FS

Insc: As above, with instructions, e.g. *corresponding in size to the enriched panels of the other three sides*

Pencil with orange & blue washes (570×720)

27 Elevation of study door & *Arch in Study & FS details*

Scale: 1in to 1ft

Insc: As above & *Revd Carus Wilsons House*, with instructions & dimensions given

Pencil & brown wash (530×650)

28 Elevations & FS details of *Attic Mantles, Dining Room Mantle & Study Mantle*

Scale: 1in to 1ft

Insc: As above & *Revd C. Carus Wilsons House | Mantelpieces*, with instructions & dimensions given

s: G. Gilbert Scott jr Archt

Pencil with brown & mauve washes (530×660)

29 Elevations of *Study Fireplace & Drawing Room Fireplace & FS details*

Scale: 1/8FS

Insc: As above & *Milverton Vicarage*, with dimensions given & instructions, e.g. *Marble to be blue "Dove"*

Pencil with orange & pale & dark blue washes (355×255)

30 Elevation & FS detail of *Dining Room Fireplace*

Scale: 1/8FS

Insc: As above, *Milverton Parsonage & 1 yellow "Longden" 6- | 1' Sunflower 6" | blue*

s: G. G. Scott jnr

Pencil with blue & brown washes (260×350)

31 Perspective of fireplace & grate probably traced from Longden's trade catalogue

Pen on linen (320×270)

32 Preliminary working drawing FS sections of cornice in *Dining Room & Drawing Room* & elevation of egg & dart moulding

Insc: As above, with instructions

Pencil (480×540, irregular)

33 Elevations of tiling on bath & FS details in bathroom

Scale: 1in to 1ft

Insc: *Milverton Vicarage | Bath Room*, with instructions, e.g. *Tiles in front of bath may be mounted in cement onto a slab of slate so as to be removable for repairs of bath*

Pencil with blue & brown washes (530×660)

34 Elevation of *Book cases in Study*

Scale: 1in to 1ft

Insc: As above

Pencil with coloured washes (330×530)

35 FS details of *Study Bookcases*Insc: As above, *Milverton Vicarage*, with instructions, dimensions given & *To be worked in best seasoned deal*

s: G. G. Scott j

Pencil with brown, blue & buff washes (530×660)

36 Plan & elevation of *Wall between House & Front walls*

Scale: 1/2in to 1ft

Insc: As above & *Revd C. Carus Wilsons House*, with instructions & dimensions given

s: G. G. Scott j

Pencil with blue & buff washes (535×660), damaged

37 Elevations & FS details of *Railings to Garden*

Scale: 1in to 1ft

Insc: As above & *House for Revd C. Carus Wilson*, with instructions & dimensions given

Pencil with coloured washes, cloth-backed (530×650)

38 Elevation & FS detail of *spandrels of Top of Gate posts*

Scale: 1/4FS

Insc: As above & *House for the Revd C. Carus Wilson | Leamington*, with dimensions given & instructions, e.g. *I should like to see one set up before fixing all. GGS*

s: G. G. Scott jr

Pencil with buff & blue washes (565×815)

39 Elevation of *Inner Face of Gate towards churchyard*

Scale: 1/8FS

Insc: As above, with instructions

Pencil with brown & purple washes (250×350), damaged

40-41 Alternative designs for conservatory

40 Plan, *South Elevation*, E elevation & *Section*

Scale: 1/4in to 1ft

Insc: As above & *Milverton Vicarage*

Pen with red & blue washes (530×660), very damaged

41 S elevation of *Amended Second Design for Conservatory* with lower glass roof than in No.12

Scale: 1/4in to 1ft

Insc: As above & *Milverton Vicarage*

Pencil with red & blue washes (215×310)

MSS: Account book; correspondence

Lit: Millard, p.124; M. Girouard, *Sweetness and light*, 1977, p.52

Scott was commissioned to build a large new house for the Rev. C. Carus-Wilson in 1872. The final design was prepared in 1873, before the first design for the church of St Mark, and the house, with its furnishings by Watts & Co. and glass in the skylight by Burlison & Grylls, was finished in 1876. The builder was George Smith of Leamington and the cost £7808 9s 4d. It is no longer the vicarage of St Mark's church and the conservatory has disappeared.

LEEDS (Yorks): Church of All Souls, Blackman Lane
See Scott, George Gilbert Jnr & Scott, John Oldrid [4]

LICHFIELD (Staffs): Cathedral church of the Blessed Virgin Mary & St Chad
See Scott, George Gilbert Jnr & Scott, John Oldrid [5]

[41] LIVERPOOL: Church of St Mary, West Derby Working drawings for hanging chancel screen of 7 ornamental iron gas pendants & hanging sanctuary lamp, c.1873-74 (8):

1 Details of ornamental ironwork & elevation of chancel arch showing 7 pendants & design of ironwork [Fig.74]

Scale: 1/4FS, 1/4in to 1ft

Insc: *West Derby Church Liverpool | Gas Fittings*, with instructions & (by small elevation) *gas pendants as those to aisles*; verso addressed to *Revd J. Stewart West Derby Rectory | Liverpool*

s: G. G. Scott jnr

Pencil with blue & yellow washes (530×950), torn

2 FS plan & elevation of pendant, *Section through Rose* & other detailsInsc: As above & *West Derby Church | Liverpool*, with instructions

s: G. G. Scott archt

Pencil with blue & yellow washes (530×660), damaged

3 FS detail of *ornamental wt ironwork on suspending pipe* & elevation of suspending pipe

Scale: 1in to 1ft

Insc: As above & *West Derby Gaseliers (sic)*, with instructions

s: G. G. Scott jnr

Pencil & blue wash (530×660)

4 FS plan, front & side elevations of *Gas pendants (sic)* & *catch for turning off the gas*Insc: As above & *West Derby Church*, with instructions, catch to be *Iron or brass finished black*

Pencil with buff & blue washes (350×250)

5 FS elevation of ornamental ironwork; verso, another elevation

Pencil on 2 pieces of paper joined (1080×755)

6 FS elevation of ornamental ironwork

Insc: Instructions, *Mr Newman & note I will call in South Molton St, & decide when the work is forward ...*

s: G. G. Scott j

Pencil on very thick paper (765×1080), damaged & burned where hot wrought iron has been laid on drawing for shaping

7 FS detail of ornamental ironwork

Insc: *West Derby Church | Chancel Gas Pendants (sic)*

s: G. G. Scott junior

Pen (570×730)

8 Elevation, FS elevation & details of shields for hanging lamps

Scale: $\frac{1}{4}$ FS

Insc: £20 each, with instructions

s: G. G. Scott j

Verso: FS details of lamps & FS alternative elevation of shield

Insc: *Hanging Lamps &c | Sanctuary do.*, with instructions

Pencil with blue & buff washes (530 × 660)

MSS: Account book; correspondence

Lit: Pevsner, *J. Lance*, 1969, p.258

St Mary's, West Derby, had been built by Sir Gilbert Scott in 1853-56. His son was employed to install gas lighting. The total cost of lamps and their installation was £355 2s 6d, Thomas Potter & Sons of London making the lamps. The chancel pendant lights have since been removed.

[42] LONDON: Chapel of St James, Westmoreland Street (St Marylebone), Westminster
Survey drawing, preliminary design for 1st scheme for altering façade, preliminary design & design for 2nd scheme for new façade, c.1873-76; survey drawings, preliminary design & working drawings for new staircases, c.1883-84 (13):

1-5 Façade

1 Rough survey plan of façade as existing

Insc: *St James Church | Westmoreland Street*, with dimensions given

Pencil (165 × 265)

2-3 Preliminary design for 1st scheme for altering façade

2 Elevation & sketch details showing existing façade enriched & a new bell-cote

Scale: $\frac{1}{2}$ in to 1 ft

Insc: *St James Church | Westmoreland Street* & labelled, with dimensions given

s: G. G. Scott | *Architect*

Pencil (250 × 365)

3 Plan of W end of existing chapel with alterations to show façade widened to include new entrances in side passages between chapel & adjoining buildings

Scale: $\frac{1}{4}$ in to 1 ft

Insc: *St James' Chapel | Westmoreland St | Cavendish Sq* & (in pencil) *Plan showing proposed new entrances*, with dimensions given

s: G. Gilbert Scott junr | *Architect* | 7 Duke St. Portland Place

Pen & pencil with buff, blue & pink washes (330 × 530)

4-5 Second scheme for new taller & wider façade of 5 bays with belfry arcade & large central bell-cote

4 Preliminary design

Elevation & 3 rough perspectives

Scale: $\frac{1}{2}$ in to 1 ft

Insc: *Capella di S. Iacobo. via Vestmorlanda* & labelled, with dimensions given, central porch marked *Gt S. Helens, & Christ's Coll.* & comment *Plain and big in its parts - | first rate materials - | M.A.-esque - | Inigo Jones - Water gater. | How Londoners ought to build | Drawing room cabinet; verso St James, Westmoreland St. | original design*

Pencil (530 × 570), torn

5 Design

Plan & elevation of façade [Fig.69]

Scale: $\frac{3}{16}$ in to 1 ft

Insc: *St James Church Westmoreland Street | Second Design Showing Porches* & (in pencil, by side porches) *not so & (by central porch) Thus*

s: G. Gilbert Scott jun. *Arch*

Pen & blue wash with pencil alterations (435 × 635), stained

6-13 Design for 2 new staircases to gallery in passages between chapel & adjoining buildings

6 Survey drawing

Sketch elevation of *South Side* & sketch section through *North Aisle looking West* showing gallery

Insc: As above & labelled, with dimensions given

Pencil (255 × 355)

Verso: Rough plan & elevation of *South Side*

Insc: As above, with dimensions given

Pencil

7-8 Preliminary design over survey drawings

7 *Back Elevation of No.14 Westmoreland Street* showing new height of wall of chapel

8 *Steps up to Gallery of St James Church, Marylebone at side of No.14 Westmoreland Street*

7-8 Scale: $\frac{3}{8}$ in to 1 ft

Insc: As above & *Tracing of Mr Chas. Poland's Tracing | Original Tracing returned Nov 27 1883*

Red & black pen on tracing paper (370 × 510, 400 × 655)

9-10 Preliminary design

9 Interior & exterior elevations of W end of N wall showing position of staircase

Scale: $\frac{3}{16}$ in to 1 ft

Pencil (330 × 765)

10 Plan & section of new staircase in N passage

Scale: $\frac{3}{8}$ in to 1 ft

Insc: *St James Church | Marylebone*, labelled, with dimensions given & *Section thro South staircase the same reversed*

Pencil (535 × 660)

11-13 Working drawings

11 Elevation of *Doors at top of stairs* & FS details for *Doors at foot of new stairs*

Scale: 1 in to 1 ft

Insc: As above, with instructions & *Took copy to Blyth's Foreman, Jany 1st 1884*

Pencil with coloured washes (535 × 660), damaged

12 FS *Details of Sash Bars to Doors at top of New Staircases*

Insc: As above, *St James' Church Marylebone*, with instructions & *Took tracing to the Foreman at Westmoreland St Feb. 8th 1884*

Pencil with buff & brown washes (330 × 510), stained

13 FS details of *Corbels Supporting Gutters & Cornices over Doors at foot of Stairs*

Insc: As above, *St James Marylebone & Tracing to Blyth | Dec 21st 1883*

Pencil & purple wash (535 × 660)

MSS: Account book; correspondence

Lit: *Builder*, XXXVII, 1879, p.504; *BN*, XXXVII, 1879, p.460 (illus); *British Architect*, XI, 1879, p.214 (illus), C. Maurice Davies, *Orthodox London*, 1874, p.6 (for a description of the chapel when Scott's design was proposed); *DNB* (for Haweis)

The Titchfield or Welbeck Chapel was built in 1774 and consecrated as St James's in 1832. During the late C19 it achieved fame and popularity during the incumbency of the celebrated Rev. H. R. Haweis (1838-1901), who succeeded in combining a form of Evangelical religion with elaborate ritual and whose wife achieved fame by her writings on taste and interior decoration. Haweis employed J. W. Hugall to remodel the interior in 1870 and approached Scott to improve the façade in about 1873. Scott's second design was prepared by early 1874, although it was not published and exhibited at the RA until 1879. Its cost was estimated at £3500-3675. With its unusual Italian character and features redolent of the religion of Rome, it met with the strong opposition of the chapel's trustees, who included the very Protestant Rector of

Marylebone. By 1876 Scott's design had been abandoned and F. C. Penrose asked to prepare a design, which also was not executed. (Penrose's drawings are now in the Drawings Collection, having been found with Scott's designs.) In 1883-84 new side staircases and entrances to the gallery were executed to Scott's design; the builder was James Blyth and the cost £513 1s 9d. In 1884 Haweis made a last abortive attempt to realize the new façade design, and Scott then estimated it would cost £3200. Following Haweis's death in 1901 the chapel lost its popularity and was demolished c.1905. (Information partly from Canon B. F. L. Clarke, 1974.) See also [56].57v.

LONDON: Chapel of St Katharine, Regent's Park (St Marylebone), Camden
See [149]

[43] LONDON: Christ Church, Hampstead, Camden
Survey drawings & preliminary designs for 3 unexecuted schemes for enlarging the church including projected Prance chapel; preliminary design for W porch; c.1873-76 (15):

1 Survey drawing

Rough perspective sketch from NW

Insc: Verso *CH. Ch. Hampstead*

Pencil (350 × 250)

2 Survey drawing with preliminary designs added
Plan of church with rough new S aisle & new W Galilee porch marked on

Scale: $\frac{1}{2}$ in to 1 ft

Insc: *Christ Church - Hampstead* & some labelling, with dimensions given

Pencil (535 × 660)

Verso: Rough elevation of window

Insc: *Christ Church Hampstead*

Pencil

3-4 Survey drawings of N aisle by Sir Gilbert Scott, c.1861, used as basis for preliminary designs for new N aisle

3 *Plan-of-part-of-North-aisle* from NE tower to W end showing existing N porch

Scale: $\frac{1}{4}$ in to 1 ft

Insc: As above & *Christ Church*, with (in pencil) dimensions & calculations by G. G. Scott Jnr
Pen & pencil (370 × 545)

4 *Plan & Elevation of part of Tower with North Aisle & Elevation & Section of Chancel door steps* (in pen); rough plan (in pencil) showing new additional N aisle & rough elevation (in pencil) of W end of nave & N aisle

Scale: $\frac{1}{4}$ in to 1 ft (parts of drawing by Sir Gilbert Scott)

Insc: As above & *Ch. Ch.*, with dimensions given (in pencil); verso (in pencil) *Ch. Ch. Hampstead | G. G. Scott jun & gallery floor 3" below springing at lower w/m: J. Whatman 1861*

Pen & pencil (565 × 780)

5 Preliminary design for plan B for new additional N aisle containing extension of W gallery built by Sir Gilbert Scott

Section through *existing aisle* & new aisle with high-pitched roof & large Perpendicular W window; longitudinal section showing 3 bays of new arcade & position of W *gallery floor* & internal elevation of 1 bay of N wall of new aisle

Scale: $\frac{1}{4}$ in to 1 ft

Insc: As above, with some dimensions given; verso *Ch Ch Hampstead*

Pencil (535 × 660), damaged

6-14 Preliminary designs for plan C for new N & S aisles of similar configuration in Perpendicular style with low pitched roofs

6-8 Preliminary designs for new N aisle

6 Plan of new aisle of 3 bays with new porch at W end of same & section through *existing aisle* & new aisle showing gallery & with vault & low-pitched roof roughly drawn

Scale: $\frac{1}{4}$ in to 1ft

Insc: As above & some labelling, with dimensions given

Pencil (545 x 570)

7 Elevation of *West End* of new aisle showing porch & *Long Section* through existing N aisle showing inner porch door & new arcade of 3 bays with gallery front consisting of iron grille in wooden framing

Scale: $\frac{1}{4}$ in to 1ft

Insc: As above, *Ch Ch. Hampstead* & labelled, with some dimensions given & list of drawings to prepare

Pencil (545 x 570), damaged

8 *North Elevation* of new aisle & new porch with rough details

Scale: $\frac{1}{2}$ in to 1ft

Insc: As above & some labelling, with dimensions given

Pencil (410 x 545), damaged

9-14 Preliminary designs for new S aisle called the *Prance chapel*

9 Plan of new *South Aisle* of 3 bays with new lobby at E end to existing S chancel aisle

Scale: $\frac{1}{4}$ in to 1ft

Insc: As above, *Ch Ch Hampstead* & some labelling

Pencil (280 x 570), torn

10 Longitudinal section of either new S or N aisle showing vaulting & twin niches between windows, section looking E & longitudinal section showing 2 bays of new arcade & rough sketches of tracery & details

Scale: $\frac{1}{2}$ in to 1ft

Insc: Some dimensions given, with calculations of cost

Pencil (505 x 570), torn

Verso: Rough sketches of mouldings

Pencil

11 Plan of new S aisle of 4 bays with new porch at W end & lower choir vestry to E showing pattern of lierne vaulting, E elevation of choir vestry & new aisle, cross-section looking W & W elevation of new aisle

Scale: $\frac{1}{2}$ in to 1ft

Insc: Some labelling, with dimensions given

Pencil (560 x 705), torn & damaged

12 S elevation of new S porch, aisle of 4 bays with spirelet to SE & choir vestry of 3 bays & longitudinal section looking N showing new arcade

Scale: $\frac{1}{2}$ in to 1ft

Insc: Some labelling & dimensions given, with list of drawings to prepare; verso *Prance Chapel*

Pencil (635 x 730, irregular), damaged

13 Cross-section through new S aisle looking E & details of mouldings

Scale: $\frac{1}{2}$ in to 1ft

Insc: *Ye Prance Chapel | East End* & some labelling, with dimensions given

Pencil (550 x 570), torn

14 *Part of South Elevation. Interior* showing niches between windows, springing of wooden vault & window tracery

Scale: $\frac{1}{2}$ in to 1ft

Insc: As above & *Ye Prance Chapel*, with dimensions given

Pencil (550 x 570), torn

15 Rough elevation of new porch between buttresses at W end of nave

Insc: *Galilee Porch ... West end | of Christ Church Hampstead | A door ...* (partly destroyed)

Pen (115 x 180), damaged & backed

MSS: Account book; correspondence

Lit: B. F. L. Clarke, *Parish churches of London*, 1966, p.77; see Addendum p. 187

The history of these elaborate designs is confusing and uncertain. Christ Church was designed by Samuel Daukes and built in 1851-52. In 1858 G. G. Scott Snr added a W gallery and spiral staircase and about three years later surveyed the church and proposed a new S aisle of two bays. In 1871 his son was asked to inspect the fabric, and Daukes's spire was repaired in 1871-72. By 1872 the shortage of accommodation had become more pressing and Scott was asked to prepare designs for enlarging the church, which were submitted in December 1873. Scheme A was a revival of his father's scheme of a new S aisle of two bays, to cost £950; scheme B (Nos.3-5) a new N aisle of three bays, continuing the gallery across, costing £2300; scheme C (Nos.6-8) was an answer to a proposal to apply Sir Gilbert's scheme to both sides of the church: a new aisle and porch to the N and S. This scheme, with its low-pitched roofs, Perpendicular windows and wooden vaults, was remarkable at this date - and was to cost £3500. The drawings labelled *Prance Chapel* (Nos.9-14) are difficult to account for, although they are clearly an elaboration of scheme C: Scott was not asked to design a chapel (it would have been unthinkable at Christ Church), and Reginald Prance, who was on the Vestry Committee and who first approached Scott, had only given £200 to extend the church, but Scott, carried away by the splendour of his Perpendicular design, secured an estimate from George Wood, Sir Gilbert's assistant - £200 for the S chapel alone. Sadly, none of the schemes secured favour, and in 1875 Scott was asked to design a W Galilee porch which was built, after being reduced in price, for £311 3s 3d by George Potter & Son in 1876. A much less stylish extra N aisle was eventually built in 1881 by Ewan Christian. The Vestry Minute Book, kept at the church, contains information about Scott's schemes.

[44] LONDON: Church of All Hallows, Pepper Street, Southwark

Preliminary design, design, contract & working drawings, c.1877-79 & 1891 (52):

1-5 Preliminary design

1 S elevation & section through vestries

2 Section through nave looking E & longitudinal section

3 E elevation & section through chancel looking E

1-3 Scale: $\frac{1}{2}$ in to 1ft

Insc: *All Hallows* & labelled, with dimensions given

Pencil (535 x 640)

4 Section looking S & plan of chapel, with flier on tracing paper of sketch of window

Scale: $\frac{3}{16}$ in to 1ft

Insc: Instructions & dimensions given

Pencil (330 x 535)

5 Plan & details of vestries

Scale: $\frac{1}{2}$ in to 1ft

Insc: Dimensions given

Pencil (560 x 760)

6-11 Design drawings used as contract drawings in 1891 for the completion of the nave

6 Plan

s: G. Gilbert Scott jnr. & G G Scott Jnr Architect / VII Duke Street | Portland Place

7 *South Elevation* [Fig.67]

s: G. Gilbert Scott jnr

8 *North Elevation* with extra window pencilled in at W end

9 *East Elevation & West Elevation*

10 *Long Section looking North*

11 *Sections thro' Chancel & Nave*

6-11 Scale: $\frac{3}{16}$ in to 1ft

Insc: As above, *All Hallows Church | Southwark | No.1 to No.6* respectively, labelled, with dimensions given, with stamp of the E. C. E. / 4 JAN 1878 & *Conditionally | see Specification; stamp of the Incorporated Church Building Society | Plans Approved | 18 JUN 78; This is one of the drawings referred to in the Agreement dated 20th February 1891 | Dove Brothers | 20th Feb 1891 | Witness | George Low w/m: J. Whatman 1876*

Pen with pencil with coloured washes (560 x 890), torn

12-13 Design

12 Sections of *Nave Roof & Chancel Roof & Long Section* of both

Scale: $\frac{1}{2}$ in to 1ft

Insc: As above, *All Hallows Ch | Southwark | No.7*, with instructions & details of construction & ECE & ICBS stamps &c as Nos.6-11

Pen with brown & blue washes on linen (630 x 955)

13 Plan & sections of *Aisle Roofs* & details

Scale: $\frac{1}{2}$ in to 1ft, $\frac{1}{4}$ FS

Insc: As above, *All Hallows Church | Southwark | No.8*, with instructions & ECE & ICBS stamps &c as Nos.6-11

Red & black pen on linen (330 x 610)

14-15 New design for aisles, 1891

14 Preliminary *Section through South Aisle looking East*, elevation of *Side Wds of Aisles* & details

Scale: $\frac{1}{2}$ in to 1ft, $\frac{1}{4}$ FS

Insc: As above, *Alternative Design for Aisles and Aisle Roofs*, with details of construction

s & d: G. Gilbert Scott Archt & January 1891

Pencil (535 x 660)

15 Details of aisles as No.14

Insc: As No.14

Pen & red wash on linen (520 x 640)

16 Contract drawing

Plan & Sections of Foundations

Scale: $\frac{3}{16}$ in to 1ft

Insc: As above, *All Hallows Church | Southwark*, with dimensions given & notes on foundations & *This drawing has reference to the works to be executed under our Tender of the 8th day of Novr 1878 | Higgs & Hill | Jan 7. 1879 | Witness | J. Stirling Lee*

Pen on linen (655 x 950)

17-49 Working drawings

17 Sections of *Aisle Roof & North Chapel Roof* & plans of *Aisle ceilings & North Chapel Roof*

18 Plan & section of *Nave Roof*

17-18 Scale: $\frac{1}{2}$ in to 1ft

Insc: As above & *All Hallows Church | Roofs*, with dimensions given & instructions

Pencil with blue & brown washes (535 x 660)

19 Preliminary working drawing

Plan & elevation of bell turret over chancel arch

Scale: 1in to 1ft

Insc: Instructions, with dimensions given

Pencil on 2 sheets joined (535 x 945, irregular)

20 *Nave Details*

21 Details including elevations of *Doorways at West End of Nave & Aisles*

22 *Details*

20-22 Scale: 1in to 1ft, $\frac{1}{4}$ FS
Insc: As above, with instructions & dimensions given
s: G. Gilbert Scott *Archit*
Pencil with blue, buff & red washes (605×675, 535×660, 535×660), damaged

23 Preliminary working drawing
Interior Elevation of East Wall of Chancel & detail sketches
Scale: $\frac{1}{2}$ in to 1ft
Insc: As above & *All Hallows Cb. Southwark*, with instructions & dimensions given
s: G. Gilbert Scott. *Archit* | 31 *Spring Gardens* | London
Pencil (510×680)

24 *Elevation of Half Inside & Half Outside of East Wall of Chancel*
Scale: $\frac{1}{2}$ in to 1ft
Insc: As above & *All Hallows Church Southwark*, with dimensions given
s: G. Gilbert Scott *Archit* | 31 *Spring Gardens* | London
w/m: J. Whatman 1871
Pencil with red & blue washes (565×780), damaged

25 *Outside Elevation of North Wall of Chancel* showing relieving arches over windows
Scale: $\frac{1}{2}$ in to 1ft
Insc: As above & *All Hallows Church Southwark*
s: G. Gilbert Scott *Archit* | 31 *Spring Gardens*
Pencil with buff, red & blue washes (300×535)

26 *Elevation of tracery of bottom of E window*
Pencil (330×545), damaged

27 *FS Details of East Window of Chancel*, with flier
Insc: As above & *All Hallows Church Southwark*, with instructions; verso addressed *To the Foreman of Masons | All Hallows Church | Orange Street | Union Street | Southwark Bridge Road*
s: As No.24
Pencil & blue wash (570×1200)

28 *Outside & Inside half-elevations of the Side Windows of Chancel*, with fliers for positions of centres of curves
Scale: 1in to 1ft
Insc: As above, *All Hallows Church Southwark & labelled*
s: As No.24
Black & red pen (330×535)

29 *Elevations of Half Arch seen from Nave & Half Arch seen from Chancel*
Scale: $\frac{1}{4}$ in to 1ft
Insc: As above & *All Hallows Church Southwark | Chancel Arch*, with dimensions given
Pencil on tracing paper (370×535), damaged

30 *Elevation of Inside of East End of Chancel*
Scale: $\frac{1}{2}$ in to 1ft
Insc: As above & *All Hallows Church Southwark*, with instructions
s: As No.24
Pencil with buff & grey washes (535×660), damaged

31 *Elevation & section of North Side of Chancel*
Scale: $\frac{1}{2}$ in to 1ft
Insc: As above & *All Hallows Church Southwark*, with instructions & dimensions given; verso addressed to G. Gilbert Scott Esq. | 26 Church Row | Hampstead N. | (Thackeray Turner Esq.), postmark S.E. | 27.10.79
s: G. Gilbert Scott, *Archit* | 31 *Spring Gardens* | London
w/m: J. Whatman 1878
Pencil with buff, blue & grey washes (560×770), very stained & damaged

32 *FS Plan & Front Elevation of Corbel in cornice to intermediate wood rib of chancel roof*
Insc: As above & *All Hallows Church Southwark*, with instructions
s: As No.24
Pencil (570×1300)

33 *FS Cornice & String under inside of Chancel clerestory window*
Insc: As above & *All Hallows Cb. Southwark*
Pencil & blue wash (320×535)

34 *Plan of Chancel Paving*
Scale: $\frac{1}{2}$ in to 1ft
Insc: As above, *All Hallows Church Southwark & Note: All is of stone excepting diagonal squares | which are to be black & white marble as shown*
s: As No.24
w/m: J. Whatman 1879
Pencil (565×985)

35 *Plan of N chapel*
Scale: $\frac{3}{8}$ in to 1ft
Insc: *All Hallows Church Southwark*, with dimensions given
Pencil & blue wash (325×535)

36 *Elevation of East End of Chapel*
Scale: $\frac{3}{4}$ in to 1ft
Insc: As above, *All Hallows Cb. Southwark*, with instructions & *This is correct. GGS*
s: As No.24
Pencil with blue & buff washes (515×590), stained & damaged

37 *Section through Chapel on North Side of Chancel looking W*
Scale: $\frac{3}{8}$ in to 1ft
Insc: As above, *All Hallows Church Southwark*, with dimensions & *correct*
Pencil with blue & buff washes (290×535)
Verso: Rough details of mouldings
Pencil

38 *Elevations of Exterior of North Door of Chapel & Western Bay of Chapel on North Side showing door*
Scale: $\frac{1}{2}$ in to 1ft
Insc: As above, with instructions & dimensions given; verso addressed to Thackeray Turner | 26 Church Row | Hampstead N., postmark S.E. | 7.9.80
s: G. Gilbert Scott *Architect* | 31 *Spring Gardens* | London
Pencil with buff & blue washes (270×370)

39 *FS details of East Window of Chapel*
Insc: As above & *All Hallows Church Southwark*, with instructions
s: As No.38
Pencil with red & blue washes (720×570)

40 *FS section of Cornice of side walls of Chapel*
Insc: As above, with instructions
Pencil & grey wash (340×570)

41 *Outside & Inside Elevation, Section & Plan of Two Windows in Organ Chamber*
Scale: $\frac{1}{8}$ FS
Insc: As above & *All Hallows Church | Southwark*
s: As No.38
Pencil with red & yellow washes (435×535)

42 *FS Details of Organ Chamber Window*
Insc: As above & *All Hallows Church Southwark*, with instructions
s: As No.38
Pencil with blue & orange washes (570×805)

43 *FS Outside Elevation of Head of Window in Organ Chamber*
Insc: As above & *All Hallows Church Southwark*
s: As No.38
Pencil & buff wash (550×830)

44 *Section & Elevation & Side Elevation of Organ Chamber*
Scale: $\frac{1}{2}$ in to 1ft
Insc: As above & *All Hallows Church Southwark*, with instructions & dimensions given
s: As No.38
Pencil with buff & blue washes (520×640)

45 *FS Details of Organ Loft*
Insc: As above & *All Hallows Church Southwark*, with instructions
s: As No.38
Pencil & blue wash (570×1410)
Verso: Two FS elevations of tracery of *front & West side openings* of Organ chamber
Insc: As above
Pencil

46 *Detailed elevation of machinery of organ*
Pencil on tracing paper (430×520)

47 *Long Section of N passage to Vestries looking N & Section through Vestry looking West & other details of vestries*

48 *Section looking East*, plan & other details of vestries
47-48 Scale: $\frac{1}{2}$ in to 1ft
Insc: As above & *All Hallows Church Southwark | Vestries etc*, with instructions & dimensions given
s: As No.38
Pen with red wash on linen (660×1010)

49 *FS Section of Cornice over recess in S wall of N passage to vestries*
Insc: As above, *All Hallows Church Southwark & Done*
s: As No.38
Pencil & red wash (330×570)

50-52 *Altar cross, c.1878*
50 Preliminary design
Elevation & sketch of altar cross
Scale: $\frac{1}{4}$ FS
Insc: *All Hallows Southwark*, with instructions & £30 or less | £20 or less the pair of candlesticks | Gilding metal. gilt - | brass - silver plated
Verso: Section through hall of Christ's College, Cambridge (see [10]), deleted
Pencil (340×500), stained

51-52 *Design*
51 *Elevation of Altar Cross*
Insc: As above & *All Hallows Church | Southwark*
s: G. Gilbert Scott, *jnr Archit* | VII *Duke St | Portland Place*
Pen (190×455)

52 *FS elevation, Plan of Foot & Plan of Knop [Fig.75]*
Insc: As above, details of construction & instructions, e.g. *T means Topaz stones | 3 more small topases will be required* (sic), FS inscription *ad maiorem Dei gloriam | et in piam memoriam | Dunbar Raven & addressed to Watts & Co | 30 Baker St*
s: G.G.S. *jnr*
Pencil with red, pale blue & yellow washes on 2 pieces of paper joined (280×1265), damaged

Prov: Nos.6-11 were in the possession of Temple Moore and were pres. by Mrs M. T. Moore in 1958; the other drawings were among Scott's papers (see provenance note p.10)

MSS: Account book; correspondence

Lit: *Builder*, XXXVII, 1879, p.696; *Architect*, XLIV, 1891, pp.112-113 (photographs); *British Architect*, XLVII, 1897, pp.397, 402 (drawing by T. Raffles Davidson), 433 (photo); Millard, p.59; T. Francis Bumpus, *London churches, ancient and modern*, c.1907, II, p.357 (photograph); B. F. L. Clarke, *Church builders of the nineteenth century*, 1938, p.215; B. F. L. Clarke, *Parish churches of London*, 1966, p.263

All Hallows church, Southwark, the second of Scott's two famous S London churches, was designed in 1877 and was to be paid for by Mrs Hunt, who left £10,000 to build a worthy church in the slums of Southwark. Work began in 1879 and the foundations were constructed by Higgs & Hill. The foundation stone was laid in May 1879. At this point the Rev. G. W. Berkeley decided that it would be cheaper not to employ a contractor and to direct the work himself. The surveyor's estimate for the eastern portions of All Hallows, which were begun first, was £5285; by 1880, when work ceased, £11,073 had been spent, so that it was not until 1891 that there was enough money to build the nave and aisles. So as to employ slate instead of lead on the aisle roofs to reduce the cost, the aisle walls were lowered and a roof of higher pitch designed. As in the case of St Agnes, Kennington, Temple Moore directed the completion of the building, which was finished in 1892. Dove Bros was the contractor, and the estimated cost was £5435. All Hallows never received the elaborate fittings which filled St Agnes's; a hanging rood and other fittings were added by Scott's son Giles in 1919-24 (see Scott, Giles Gilbert [79]).

Francis Bumpus wrote of All Hallows: 'It would be difficult to praise too highly the genius evinced throughout the design, ... there is no attempt to attract by pinnacles and fussy carving, the interest and grandeur of the structure being evidently proclaimed by that simplicity which, when exercised by a master hand, need never degenerate into the mean or commonplace. The view ... from the south-east is, I am bold enough to say, one of the finest things in the whole range of modern architecture.'

In 1941 the W end of the church was destroyed by a bomb. After years of neglect it was largely demolished in 1957, except for the Morning chapel and other fragments which were incorporated into a new structure by Thomas H. Ford. All Hallows was declared redundant in 1971, its reredos and carved altar frontal by Harry Hems happily going to Lydd parish church.

Copies on linen of Nos.6-11 are preserved at the V & A. See also Scott, Giles Gilbert [79]; Griggs, Frederick Landseer B. [7].

[45] LONDON: RC church of the Immaculate Heart of Mary (the Oratory), Brompton Road (Kensington), Kensington & Chelsea

Preliminary competition designs, 1878 (7):

1 Ground plan with sight lines converging on SW door for constructing perspective drawing
Scale: $\frac{1}{10}$ in to 1ft
Insc: *Church of the Oratory* & labelled, with list of drawings to execute, *Plan | Long section | Long Elevation | West Front | Section - thro Nave looking West | Section thro transept looking East*
Verso: Two rough perspectives of interior
Pencil (535 x 660)

2 Incomplete elevations of *West End Internally & West Elevation* & rough details
Scale: $\frac{1}{10}$ in to 1ft
Insc: As above, *Church of the Oratory of S. Philip Neri & Motto Laetatus sum | May 1*, with dimensions given
Pencil (535 x 660), torn

3 Incomplete S elevation including dome
Scale: $\frac{1}{10}$ in to 1ft
Insc: Labelled, with dimensions given
Pencil (535 x 660), torn

4 Longitudinal section looking N & rough details
Scale: $\frac{1}{10}$ in to 1ft
Insc: Dimensions given & text *venite, filii, audite me honorem Domini docebo vos*; addressed to J. S. Cooper Esq | *Salisbury St | Westbourne Park | Hull*
Verso: Rough detail of arch
Pencil (535 x 660)

5 Rough elevations of three *Nave Chapels & sacristy door seen out of N transept & Iron gates into large chapel out of S transept*
Scale: $\frac{1}{10}$ in to 1ft
Insc: As above & Latin texts for chapels
Pencil (350 x 250)

6 Rough elevation of *Baldachin*
Scale: $\frac{1}{10}$ in to 1ft
Insc: As above, with dimensions given
Pencil (60 x 170)

7 Rough elevations of high altar & choir stalls
Pencil (250 x 75)

Lit: *Builder*, XXXVI, 1878, p.665; XXXVII, 1879, p.504; competitors' & assessor's reports preserved in the Oratory library
The conditions for the competition for the Oratory specified that the style should be 'that of the Italian Renaissance'. Scott's design, bearing the motto 'Laetatus sum', was placed fourth, although the assessor, Alfred Waterhouse, considered it a 'design of no ordinary merit'. Scott's estimate of cost was £63,206. However, the Fathers of the Oratory placed first the design of Herbert Gribble, which had actually been published three years before. Scott's completed drawings unfortunately are lost; his perspective of the interior was exhibited at the RA 1879. The design by the young Temple Moore, just out of articles with Scott, 'Sanctita Domino', is now in the RIBA Collection. See also Aitchison, George; Godwin, Edward William [32]; Pollen, John Hungerford [21].

[46] LONDON: Church of St Agnes, Kennington Park, Lambeth
Design, contract & working drawings, c.1874-c.1882; design, contract & working drawings for the completion of W gallery, c.1888-89; working drawings for font cover, c.1893; some by Temple Moore (24):

1-3 Design
1 *Section looking South*

2 *Section looking East & Section looking West*

3 *West Elevation & East Elevation* [Fig.66]

1-3 Scale: $\frac{1}{8}$ in to 1ft
Insc: As above, *St Agnes Kennington*, II, III & V respectively, labelled, with date stamp 20 JUL. 1874 & stamp of the Ecclesiastical Commissioners for England | *Approved & July 21st 1874*; No.1 marked *Gallery Omitted* s: G. G. Scott Jnr. *Architect M.A. | 7 Duke Street. London*
Pen on linen (470 x 660), stained

4-7 Contract drawings for W end of church with 2nd contractor

4 *Plan of Western Portion* with red line excluding W gallery arches & staircase but including W wall
Scale: $\frac{1}{2}$ in to 1ft
Insc: As above, *St Agnes Kennington | VI*, with instructions & dimensions given & *This is one of the Drawings referred to in an Agreement dated the 3rd August 1875 | The Works within the Red Lines are not included in the contract | Thos Niblett & Son*
Pencil with buff & light & dark blue washes & red crayon (615 x 660, irregular)

5 *Section thro' Nave & N aisle Looking West* with red line excluding tower, gallery arches & lobby & staircase at end of N aisle
Scale: $\frac{1}{2}$ in to 1ft
Insc: As above, *St Agnes Kennington | VII*, with instructions & dimensions given & contract agreement & signature as No.4
Pencil with buff, red & blue washes & red crayon (660 x 1020)

6 Detail sections of piers & mouldings at W end

7 Detail sections of piers & mouldings at W end

6-7 Scale: $\frac{1}{4}$ FS
Insc: *St Agnes Kennington | Western Portion | VIII & X*, with instructions & dimensions given & *This is one of the Drawings referred to in an Agreement dated the 3rd day of August 1875 | Thos Niblett & Son*
Pencil with red, blue & buff washes (535 x 660)

8-9 Contract drawings with 3rd contractor
8 *Interior & exterior elevations of Great West Doors, North & South Transept Doors, Vestry Doors*
Scale: 1in to 1ft
Insc: As above, *St Agnes Kennington. Doors | No.V*, with instructions, *Locks & Furniture as at Schools & This is one of the drawings referred to in an Agreement dated the 19th day of June 1876 | Hill Higgs & Hill s: G. G. Scott jun*
Pencil with brown & blue washes (535 x 660), damaged

9 FS details of *Strap hinges & Bolts to all Door* & detail sections of doors
Insc: As above, No.VI, with instructions, *Lock furniture as at Schools* & contract agreement & signature as No.8
s: G. Gilbert Scott j
Pencil with brown & blue washes (535 x 660), damaged

10-13 Preliminary working drawings
10 Elevations & sections of doorways without doors, similar to No.8
Scale: 1in to 1ft
Insc: *St Agnes Church | Kennington*, with instructions & dimensions given
Pencil (555 x 750)

11 *Plan, section & details of Chancel aisle groins*
Scale: $\frac{3}{4}$ in to 1ft
Insc: As above & *S. Agnes Kennington | No.1*, with detailed instructions about setting up of vault
s: G. G. Scott Archt
Pencil, backed (580 x 830), very damaged

12 *Plan, section & details of nave (?) aisle vaults*
Scale: $\frac{3}{4}$ in to 1ft
Insc: *No.11*, with detailed instructions as No.11
Pencil, backed (580 x 730), very damaged

13 Interior & Exterior elevations of Nave clerestory windows

Scale: 1in to 1ft

Insc: As above, with dimensions given

Verso: Rough perspective of interior with ceiling decoration shown

Insc: *S. Agnes*

Pencil (315 × 530), damaged

14-19 Drawings by Temple Moore for completion of W gallery & staircases

14 Design, as Nos.1-3 except for omission of tower Section thro' Gallery looking South & Section through nave looking West

Scale: 1/2in to 1ft

Insc: As above, *St Agnes Kennington* & labelled, e.g. (on lobbies at W end of aisles) *Doors here not windows & Note: The footings for centre pillar & other unfinished works were put in when the church was built. As the sections of all mouldings of stone work &c have been settled by the work already done no details are sent with these plans, with stamp of the Incorporated Church Building Society / Plans Approved / 18 APR 89*

Pen with pink & buff washes on linen (435 × 660)

15-16 Contract drawings, traced from original working drawings Nos.6 & 7

15 Detail sections of piers & mouldings

16 Detail sections of piers & mouldings

15-16 Scale: 1/4FS

Insc: *St Agnes Kennington / Western Portion / III & V & labelled, with instructions; verso St Agnes Contract details & St Agnes Ch West Gallery*

Pencil with red & blue washes on backed tracing paper (520 × 680), torn

17-19 Working drawings by Temple Moore corresponding exactly with drawings by Scott Nos.4 & 5 except for omission of W tower & details of doors to lobbies

17 Elevation & Section of West Gallery & details

Scale: 1/2in to 1ft, 1/4FS

Insc: As above & *St Agnes Kennington*, with instructions & dimensions given

Pencil with pink, yellow & buff washes (570 × 1070)

18 Section thro' Gallery, section through steps, plans of Wooden Vaulting over Gallery, brick Vaulting under Gallery & Section of Wooden vault Ribs

Scale: 1/2in to 1ft

Insc: As above & *St Agnes Kennington / West Gallery*, with instructions & dimensions given & comments (possibly in Scott's hand)

Pencil with pink, yellow & buff washes (570 × 1045)

19 Ground Plan & Gallery Plan

Scale: 1/2in to 1ft

Insc: As above & *St Agnes Kennington / West Gallery*, with instructions & dimensions given & comments (possibly in Scott's hand), e.g. *Check widths &c to correspond with existing work as these drgs are made from original Dgs*

s: *Temple Moore / Architect / 6 Downshire Hill / Hampstead*

Pencil with pink, yellow & buff washes (570 × 980)

20-24 Working drawings for font cover by either Scott or Moore

20 Details for tracery panels of First Stage

21 Details for 1st Stage of Font Cover

22 Flying buttress &c of 2nd Stage

23 Details of 3rd stage

20-23 Scale: FS

Insc: As above, *Ch. of St Agnes, Kennington / Details for Font Cover* & labelled, with dimensions given & comments

Pencil (560 × 760)

24 FS details of Crestings for Font Cover

Insc: As above, *St Agnes' Church: Kennington* & labelled, with comments

Pencil (210 × 390)

Prov: Nos.1-7 & 14-19 were in the possession of Temple Moore & were pres. in 1957 by R. M. Betham (A), who occupied Moore's former offices in No.3 Raymond Buildings, Gray's Inn, London; Nos.20-24 were given by Mrs M. T. Moore, Temple Moore's daughter, to the church & pres. by the Rev. John Whitlam, 1975; the other drawings were among Scott's papers (see provenance note p.10)

For note on the drawings see after [48] below. See also Griggs, Frederick Landseer B. [8]; Moore, Temple Lushington [9]; Travers, Howard Martin Otho [103].

[47] LONDON: St Agnes' School, Kennington Park, Lambeth

Contract & working drawings, 1875 (11):

1-10 Contract drawings

1 Ground Plan with position of drains & with alterations in pencil

2 First Floor Plan, Roof Plan & Cellar Plan

3 North Elevation [Fig.80]

4 South Elevation with pencil alterations

5 West Elevation & East Elevation

6 Cross-Section & longitudinal Section

1-6 Scale: 1/8in to 1ft

Insc: As above, *School Buildings / St Agnes / Kennington Park No.1 to No.6* respectively, labelled (in pencil) & *This is one of the Drawings referred to in an Agreement dated the 30th day of September 1875 / Thos Niblett & Son; Nos.1 & 5 marked (in red pen by SW window) This window transferred to West End / Door here similar to Entrance doors*

s: *G. Gilbert Scott jun. Architect / 7 Duke St / Portland Place / W.*

wfm: J. Whatman 1874

Pen with blue, brown & buff washes (460 × 650)

7 West Elevation of Schools, East Elevation of Staircase Wing & Bell Cot in East Elevation

8 Centre of North Elevation & elevation of Dormers on South Front

9 Plan, Section thro' & End Elevation of Latrines for Boys & elevation of gate in wall

7-9 Scale: 1/8in to 1ft

10 FS Detail of Windows in Centre of North Front / 1st Floor

7-10 Insc: As above & *St Agnes Kennington Schools No.7 to No.10* respectively, with instructions & dimensions given & contract inscription as Nos.1-6

s: *G. Gilbert Scott jun*

Pencil with red, blue & buff washes (535 × 660), No.10 torn & incomplete

11 Working drawing

FS Plan, Elevation & Section of door handle & lock

Insc: As above, *St Agnes Kennington & Furniture & Escutcheons all in strong brass (as shown here)*

Pencil on tracing paper (500 × 820)

For note on drawings see after [48] below.

Drawings of 1908 for alterations and extensions to the school by Temple Moore are now in the RIBA Drawings Collection (1975).

[48] LONDON: St Agnes' Vicarage, Kennington Park Lambeth

Design & working drawings, c.1875 (11):

1-8 Design

1 Basement plan, partly unfinished

2 Ground Floor plan

3 First Floor plan

4 Attics plan

5 W or Front Elevation [Fig.81]

6 E elevation towards church & section through wing

7 Elevation N / Towards K. Park Gardens & S / Towards Park Road

8 Elevation of wing towards church & unfinished section

1-8 Scale: 3/16in to 1ft

Insc: As above & *St Agnes Vicarage / Kennington*, dimensions given & heights of floors & (in pencil) notes on flues

Pen & pencil with red & blue washes (330 × 550)

9-11 Working drawings

9 Elevations of bay with dormer & W arch to passage, Entrance to House on South Side of Passage & details of windows

Scale: 3/8in to 1ft, 1/4FS

Insc: As above & *S. Agnes Vicarage. Kennington*, with instructions & dimensions given

s: GGS

Pencil with red, buff & blue washes (535 × 660), damaged

10 FS front & side elevations of Brass Knecker

11 FS elevation of Front Door - Bell Palls

10-11 Insc: As above, *2 for Kennington & Watts & Co.*

Pencil (330 × 530), torn & damaged

[46]-[48] Lit: *Builder*, XXXII, 1874, p.321; XXXIII, 1874, p.604; BN, XXIX, 1875, pp.60, 62 (illustration of exterior), 84, 102, 129, 155, 183, 212; *Builder*, XXXV, 1877, p.684 (illustration of interior); *Architect*, XL, 1888, p.276 (photos of exterior & interior); *Builder*, LXI, 1891, p.337 (reredos); BN, LXVII, 1894, p.678 (illustration); *British Architect*, XLVII, 1897, pp.413, 424 (drawing by T. Raffles Davidson), 459 (photo of reredos); Millard, pp.59-67 (drawings by F. L. Griggs); T. Francis Bumpus, *London churches, ancient and modern*, c.1907, p.354 (photo); *Builder*, C, 1911, p.304 (photo); M. Donavan in *The Green Quarterly*, V, No.1 1928, pp.15-18; M. Donavan, *A History of St Paul's F. Lorrimore Square, and St Agnes, Kennington*, 1930; B. L. Clarke, *Church builders of the nineteenth century*, 1938, p.214 (illustration); the Rev. J. Whitlam, *A Story of the church of St Agnes Kennington Park*, 1958; B. F. L. Clarke, *Parish churches of London*, 1966, p.253

St Agnes's church, Kennington, was perhaps Scott's most famous and influential building; the publication of the design in 1875 with its low pitched gables and Perpendicular windows caused a great stir in the architectural world. The complex of buildings of schools, church and vicarage was designed in 1874, and the foundations of the church laid in the same year by Dove Bros. The foundation stone was laid in July 1874 by the Hon. C. L. Wood (later Lord Halifax). For the body of the work, the tender of Thomas Niblett & Son was accepted, which proved an

unfortunate choice as work proceeded slowly and the contractors were overpaid and then threatened to stop work if their demands were not met. Legal action between the Rev. Thomas Birkett Dover and Niblett & Son was narrowly avoided. The carcass of the church was completed in 1876 and Higgs & Hill was employed to tile the roof and execute the woodwork. The church was consecrated in 1877, but the wooden groins in the nave and chancel aisles were not constructed until 1881-82. The W end was completed in 1889, when the projected tower was abandoned and the processional W gallery and staircases were constructed. Temple Moore has often been given the credit for this because he replaced Scott as architect for the church in 1884; but study of the drawings reveals that Moore closely followed Scott's original intentions. Unfortunately, Moore was ambidextrous and while his backward-sloping left hand is easy to identify, his right hand was very similar to Scott's. The writing on the drawings for the font cover (Nos.20-24) cannot be ascribed to either with certainty; if, however, they are by Moore they are unusual in bearing no comments in his left-hand script. If some of the writing on the working drawings for the completion of the W end (Nos.17-19) is by Scott, it would be evidence that they were submitted to him for his approval. [46].4-7 & 14-19, which were originally catalogued under Moore, are therefore included here.

For most of 1888 Scott was in St Andrew's Hospital, Northampton, and because of Scott's illness Moore, his former pupil, loyally supervised the completion of several of his buildings. The church was enriched with splendid, rather Germanic fittings over the next quarter century, including glass by C. E. Kempe. The screen at St Agnes was installed by 1887 and the reredos in 1891; both were designed by Scott and Moore. The school and vicarage were built in 1875-76. The total cost of all the work, excluding some finishings and the organ, was £30,123.

In 1941 part of the church's roof was destroyed by fire; the fittings, however, were not then damaged. After fifteen years of standing exposed to the weather, the church was demolished and replaced by one by Ralph Covell in which the old reredos was installed and also the rood screen in modified form. It was opened in 1958. Some fittings not retained were installed in the Church of the Holy Spirit, Southsea, a church by J. T. Micklethwaite, when it was restored by S. E. Dykes Bower.

MSS concerning the demolition of the church are at the Council for the Care of Churches.

[49] LONDON: Church of St John, Hampstead, Camden

Survey drawings & preliminary design for enlarging church & raising tower, c.1872 (6):

1-4 Survey drawings

1 Ground plan showing galleries

2 *Transverse Section*, i.e. longitudinal section looking S, with rough perspective of arches supporting dome

3 *Transverse Section* looking E showing tower & spire

1-3 Scale: $\frac{1}{4}$ in to 1 ft

Insc: As above & *Hampstead Parish Church*, with some dimensions given

Pencil with blue wash (330 x 530), damaged

4 Unfinished S elevation

Scale: $\frac{1}{4}$ in to 1 ft

Insc: *Pevensey* (referring to verso?)

Pencil (330 x 530)

Verso: Unfinished ground plan, possibly of Pevensey church, with rough perspective of drum of dome

Pencil

5-6 Preliminary designs

5 Six rough drawings of proposed new W tower & spire in style of Wren

Insc: *raised 14'*

Pencil on tracing paper (200 x 420)

6 W elevation showing elaborate new tower & spire as in No.5 & new W transepts

Scale: $\frac{1}{4}$ in to 1 ft

Pencil (330 x 530), damaged & backed

For a design for organ & stalls, possibly for Hampstead parish church, see [100].

Lit: G. G. Scott, *Remarks upon the Proposed Destruction of the Tower of the Parish Church of St John, Hampstead, being a Letter addressed to the Revd Sherrard B. Burnaby, M.A., Vicar of Hampstead*, 1874; *Builder*, XXVII, 1874, pp.447, 695; XXXIII, 1875, p.382; B. F. L. Clarke, *Parish churches of London*, 1966, p.77; see Addendum, p.187.

Hampstead parish church was designed by John Sanderson and built in 1745-47. In 1843-44 short transepts and a W extension were added by Robert Hesketh. The settlement of the E tower caused concern throughout the century (an optimistic report being made by Hesketh and Sir Gilbert Scott in 1868), and this, together with the problem of cramped accommodation, resulted in a limited competition in 1872 for the 'alteration and possible enlargement of the Parish Church', which envisaged a maximum expenditure of £6500 and the taking down of the tower. Scott, one of three architects invited to compete, prepared three schemes, the most ambitious proposing reorientating the church and building a chancel, new transepts and a new tower and spire (in addition to the old) to the W. This would have cost £9000; without the new tower, £6000.

Scott's scheme was not adopted and the demolition of the C18 tower was determined upon. Scott published in 1874 an open letter to the incumbent (see Lit.) defending the tower on both structural and aesthetic grounds and proposing his scheme. He concluded 'that there are no grounds whatever for pulling down our Tower. Such an act would be an outrage on good taste, and a wanton waste of public money.' This, combined with a petition signed by, among others, Scott, Bodley, Garner, Waterhouse, Seddon and Butterfield, seems to have averted the tower's demolition, and Scott's idea of reorientation was adopted by F. P. Cockerell in his alterations of 1878. Temple Moore added W vestries and a chapel in 1911. An interior perspective of Scott's scheme was exhibited at the RA 1875.

LONDON: Church of St Mary Abbots, High Street (Kensington), Kensington & Chelsea

See Scott, George Gilbert Jnr & Scott, John Oldrid [6]

LONDON: Church of St Mary the Virgin, Hayes (Kent), Bromley

See Scott, George Gilbert Jnr & Scott, John Oldrid [7]

[50] LONDON: Evans' Estate, Child's Hill (Hendon, Middx), Barnet

Unexecuted designs for houses & stables, c.1881 (14):

1-5 Design based on unexecuted design for servants' houses for Pembroke College, Cambridge (see [13].5-14)

1 *Basement Plan*

2 *Ground Floor Plan*, identical to plan of drawing [13].12

3 *Chamber Plan*

4 *Attic Plan*

1-4 Scale: $\frac{1}{4}$ in to 1 ft

Insc: As above & labelled

Pencil on tracing paper (250 x 380)

5 *Front Elevation*, a tracing of drawing [13].13 showing the court front of 4 of Pembroke College servants' houses

Scale: $\frac{1}{4}$ in to 1 ft

Insc: As above

Pen on tracing paper (250 x 380)

6-8 Stables

6 Plan of double stable block showing drains

7 *Elevation of stable front*

6-7 Scale: $\frac{1}{4}$ in to 1 ft

Insc: As above & labelled, with dimensions given & note about height of fence

Pencil on tracing paper (250 x 380)

8 Plan & elevation of stable block, as Nos.6-7

Insc: *Verso Evans Estate*

Black & red pen & pencil (330 x 535)

9-14 Design, very similar to plans Nos.1-5

9 *Basement Plan*

10 *Ground Floor Plan*

11 *First Floor Plan*

12 *Attic Plan*

13 *Cross-Section*

14 *Cross-Section*

9-14 Scale: $\frac{1}{4}$ in to 1 ft

Insc: As above & *Houses on the Evans Estate*

s: G. Gilbert Scott | 26 Church Row | Hampstead

Black & red pen on linen (345 x 430)

For basement plan see also [56].6v & [59].34v.

For probable elevation of two houses see [13].143v.

MSS: Correspondence

Scott took an option on sites in Prospect Road and Finchley Road on Col. Evans's estate in 1881. The drawings are presumably for the 'large & commodious houses' he proposed together with their stables and coach houses. Negotiations proved unsatisfactory, and Scott withdrew his financial interest the following year.

LONDON: Westminster Abbey, collegiate church of St Peter

See Scott, George Gilbert Jnr & Scott, John Oldrid [8]

[51] MIDDLESBROUGH (Yorks): House

Design & working drawings for unexecuted project for A. H. Whipham, c.1874-75 (12):

1-8 Design

1 *Ground plan*

2 *First Floor Plan*

3 *Attic Plan, Roof Plan & Cellar Plan*

4 *South Elevation* [Fig.86]

5 *East Elevation*

6 *West Elevation*

7 *North Elevation*

8 *Section looking West*

1-8 Scale: $\frac{1}{4}$ in to 1 ft; No.3, $\frac{1}{8}$ in to 1 ft

Insc: As above, *House for A. H. Whipham Esq | Middlesbrough | No.1 to No.VIII respectively* & labelled, with dimensions given

w/m: J. Whatman 1873

Pen & pencil with red, blue & brown washes (510 x 685)

9-12 Working drawings

9 Elevations & FS details of sash windows

10 Elevations & FS details of *Windows in Gables & Principal Staircase*11 Elevations & FS details of *Hall Door, Inner Hall Door & Garden Door*, with sections of *Inner Hall door | Hall & Garden Door Frame | Pevensey* pencilled in (see note below)

12 Elevations & details of doors & mantelpieces

9-12 Scale: 1in to 1ft

Insc: As above & *House for A. H. Whipham, Esq. | No. IX to No. XII* respectively, with instructions & dimensions given; Nos. 10 & 11 verso *Pevensey Vicarage* s: Nos. 10 & 12 G. G. Scott jnr | *Archit*
Pencil with red, brown & buff washes (535 × 660)

MSS: Correspondence

Lit: M. Girouard, *Sweetness and light*, 1977, p.129 & illus.

Arthur H. Whipham of Middlesbrough asked Scott in 1874 to design him a house in brick to cost between £1000 and £1100. Unfortunately for Mr Whipham, and for posterity, the estimate for Scott's design was £2613. The working drawings were later used for Pevensey vicarage (see [61]).

MILVERTON, NEW (Warwicks)

See LEAMINGTON SPA [38]-[40]

[52] MOCCAS (Herefs): Church of St Michael & All Angels

Design & working drawings for organ & working drawing for stalls, c.1870-71 (7):

1 Design for organ

Front Elevation & Side Elevation

Scale: 1in to 1ft

Insc: As above, *Organ for Moccas Church & No swell but prepared for one | £304 including case in deal*

s: G. G. Scott | 24 Essex St

w/m: J. Whatman 1869

Pencil & beige wash (605 × 925)

2-6 Working drawings for organ

2 Elevation of *Screen to Vestry* & plan of gallery

Scale: 1in to 1ft

Insc: As above & *Moccas Organ Gallery*, with instructions & dimensions given

s: G. G. Scott j

Pencil & beige wash (535 × 660)

3 FS detail of *Spandril on North Side* & brattishing & sketch detail in pencil

Insc: As above, *Moccas full size & Spandrils in oak* s: G. Gilbert Scott, Jun Esq. | 24 Essex Street | Strand W.C.

w/m: Thomas James Hurcott Mill 1870

Pencil & grey wash on 2 pieces of blue paper joined (485 × 1080)

4 FS detail of *Spandril on South Side*

Insc: As above & *Moccas Organ*

Pencil & grey wash (535 × 660), torn

5 FS detail of tracery in front of pipes

Insc: *Moccas Organ*, with instructions & *Please return this drawing to Messrs Walker & Sons*

Pencil (370 × 375)

6 Elevation of organ pipes

Pen on tracing paper (245 × 375)

7 Working drawing for stalls

Elevation & sections

Scale: 1/4FS

Insc: *For Moccas*, with instructions & dimensions given Verso: *Full size of tracery*

Insc: As above & *Tracery for the Moccas desk only*, with instructions & dimensions given

Pencil (265 × 360)

MSS: Account book

Lit: *Builder*, XXIX, 1871, p.413

Moccas church was restored in 1870-71 for the rector and patron of the living, Sir George Cornwall, Bt. The work included new ceilings and roof, pulpit, lectern, reading desk, seats, stalls and organ. The work was carried out by H. R. Franklin of Deddington, Oxon, and cost £1575 5s.

[53] MOULSOE (Bucks): Church of St Mary of the Assumption

Preliminary design, design & working drawing for rood & beam & working drawing for frontal, c.1874 (4):

1 Preliminary elevation of chancel arch showing screen & Rood & Beam

Scale: 1/4in to 1ft

Insc: As above, *Moulsoe Cb.* & labelled, with dimensions given

Verso: Detail of rood

Pencil (255 × 355)

2 Elevation of chancel arch with screen, rood & beam

Scale: 1/4in to 1ft

Insc: *Moulsoe Church | Design for Rood & Beam*

s: G. Gilbert Scott | *Architect | 31 Spring Gardens | London*

Pen & brown wash (370 × 430)

3 FS Details of Rood

Insc: As above & *Moulsoe Church*, with instructions s: G. Gilbert Scott | *Architect | 31 Spring Gardens | London*

Pencil & brown wash (570 × 1780)

4 FS rough half-elevation & details of design of *White Altar Frontal*

Insc: As above & *Moulsoe*, with instructions for embroidery, e.g. *yellow floss silk outlined with brown silk*
Pencil on tracing paper (365 × 385)

MSS: Account book

Lit: Pevsner, *Bucks*, 1960, p.211

The chancel was rebuilt by William Burges in 1861. Scott restored the nave in 1871, and the rood and beam were erected in 1874.

[54] NEWPORT PAGNELL (Bucks): Church of St Peter & St Paul

Two alternative designs & working drawing for litany desk, c.1869, & design for fabric for dossal (4):

1 Front & side elevations of *Litany Desk*

Scale: 1/8FS

Insc: As above & *Newport Pagnal* (sic) | *First Design* s: G. Gilbert Scott Junr. *Architect*

Pen & brown wash (300 × 405), stained & damaged

2 Front & side elevations of *Litany Desk* as executed

Scale: 1/8FS

Insc: As above, *Newport Pagnal | Second Design* & (in pencil) *executed*

s: G. Gilbert Scott Junr. *Architect*

w/m: 1869

Pen & brown wash (300 × 405), stained & damaged

3 Working drawing for 1st design

Side elevation & details

Scale: 1/4FS, FS

Insc: *Newport Pagnal Litany Desk*, with instructions & dimensions given; verso *£9.9 without packing & carriage*
Pencil (265 × 360), damaged

4 FS design for repeating fabric pattern [Fig.79]

Insc: *Newport Pagnal Dossal*, (in pen) *No. III & This belongs to | G. G. Scott junr and | is to be returned to 7 Duke St | Portland Place; verso Embroidery - drawings | Gilbert Scott Esqre*

Pencil with green, brown & blue washes (535 × 660)

The litany desk is still extant although without its kneeler.

NEWTON GRANGE, WEST (Yorks)

See SPROXTON [73]

[55] NINFIELD (Sussex): Church of St Mary
Survey drawings, preliminary design & designs for 3 different unexecuted schemes for restoration & enlargement, c.1874-76 (8):

1-2 Survey drawings

1 Plan

Scale: 1/4in to 1ft

Insc: *Ninfield Church | No. 1*, with dimensions given

Pencil (530 × 330)

2 Existing Plan (part of set with No. 6-8)

Scale: 3/16in to 1ft

Insc: As above & *Ninfield Church | Sussex*

Pen with blue & brown washes on linen (390 × 580), damaged

3 Design for reseating of church with new S porch
Plan

Scale: 3/16in to 1ft

Insc: *Ninfield Church | Sussex | Plan showing Proposed Reseating*

s: G. Gilbert Scott Junr. *Architect | 7 Duke Street. London* w/m: Whatman 1873

Pen with brown & grey washes (450 × 645), very damaged & backed

4 Preliminary design for enlargement of church with new short N & S transept & N vestry

Rough plan

Insc: *Broughton* & labelled

Pencil on verso of illustrated *Price List of John Seary | Clerical Tailor, Hatter & Robemaker (Oxford & London)* (285 × 445)

5-8 Design for enlargement of church with new N aisle & N chancel aisle, new S porch & new spiral staircase to W gallery

5 Draft plan

Scale: 1/4in to 1ft

Insc: *Ninfield Church* & labelled, with details of accommodation

Pencil on tracing paper (360 × 540)

6 Plan showing proposed enlargements & reseating showing Norman window in N wall rebuilt at W end of new N aisle

7 North Elevation

8 Section looking East

6-8 Scale: 3/16in to 1ft

Insc: As above & *Ninfield Church | Sussex*

Pen with red, blue & brown washes on linen (390 × 580), damaged

MSS: Account book

Lit: Pevsner & Nairn, *Sussex*, 1965, p.572

Scott proposed restoring the church and adding the N aisle and new S porch in 1874. Mrs Scott's uncle, George King Sampson, owned the Hollis Street Farm at Ninfield, which he left to Giles Gilbert Scott (q.v.) with a life tenancy to the latter's mother, when he died in 1889. The church was restored by A. W. Blomfield in 1884-85 and the W gallery was altered by Adrian Scott in 1923. MS material is preserved at the church.

[56] NORWICH: RC church of St John the Baptist, St Giles' Gate

Preliminary designs & designs for various alternative schemes; preliminary designs, design, contract & working drawings for the nave, as executed; preliminary designs for tower, transepts & choir, as executed in part; 1881-91 (73):

1-5 Preliminary designs for several initial alternative schemes for whole church

1 Plan, as suggested by the Duke of Norfolk, with nave & aisles of 7 bays, short transepts without aisles & choir of 4 bays with flanking chapels

Scale: $\frac{1}{16}$ in to 1ft

Insc: *Ground Plan of Norwich Church as suggested by the Duke of Norfolk*

Pencil & blue wash with alteration in red crayon (330 x 535)

2 Plan at Triforium level with nave & W narthex of 11 bays, short transepts with aisles, choir of 4 bays with aisles & vaulted ambulatory at E end staggered along angle of Unthank Road

Scale: $\frac{1}{16}$ in to 1ft

Insc: As above & labelled, with some dimensions given, nave marked 9 bays / or 10 16 (ft) / bays / Yes

w/m: J. Whatman 1879

Pencil (570 x 775)

Verso: Rough side elevation of the church

Pencil

3 Section looking E (?)

Scale: $\frac{1}{8}$ in to 1ft

Insc: *No.1; verso Norwich Ch: Old*

w/m: J. Whatman 1879

Pen & blue wash (565 x 775)

4 Plan approximately corresponding to design A, reduced No.2 (see No.13) but with 9 bay nave & 2 bay S chapel

Scale: $\frac{1}{16}$ in to 1ft

Insc: (in pencil) *Wrong as to position on site*, with dimensions given

Pen (445 x 760)

5 Plan with nave of 9 bays & transepts very similar to No.4

Scale: $\frac{1}{16}$ in to 1ft

Pen on tracing paper (345 x 610), damaged

6 Preliminary design for design A (see No.11)

Interior elevations of single bays of Nave & Quire & unfinished elevation of E wall of choir

Scale: $\frac{1}{8}$ in to 1ft

Insc: As above, with dimensions given

Pencil (535 x 660)

Verso: Design for houses for the Evans' Estate (see [50]), *Basement Plan*

Scale: $\frac{1}{4}$ in to 1ft

Insc: As above & labelled

Pencil

7-10 Preliminary design for design B (see Nos.14, 17)

7 Plan of Tower & Quire showing ambulatory

Scale: $\frac{1}{8}$ in to 1ft

Insc: As above & labelled, with dimensions given

w/m: Whatman 1879

Pencil (565 x 780)

Verso: Plan of whole church except for W end roughly corresponding to design A, reduced No.2 (see No.13)

Scale: $\frac{1}{8}$ in to 1ft

Insc: *Norwich Church*

Pencil

8 Elevation of E wall of choir showing baldachin & elevation of single bay of choir

Scale: $\frac{1}{8}$ in to 1ft

Insc: Dimensions given

Pencil (535 x 660)

9 Longitudinal section looking S

10 Section looking E showing baldachin

9-10 Scale: $\frac{1}{16}$ in to 1ft

Insc: *Norwich Church*

d: 1st July 1881

Pen on tracing paper, backed with 1 sheet of cartridge (365 x 485, 270 x 410)

11-17 Alternative designs A & B

11 *Ground Plan of Design A* with nave of 7 bays, transepts of 3 bays with aisles to E & W, choir of 4 bays with shorter aisles

12 *Ground Plan for Design A / Reduced No.1* with nave of 7 bays, transepts of 3 bays with aisles only to W, choir of 4 bays with shorter aisles

13 *Ground Plan for Design A / Reduced No.2* with nave of 7 bays, transepts of 2 bays with aisles only to E, choir of 3 bays with shorter aisles

11-13 Scale: $\frac{1}{8}$ in to 1ft

Insc: As above, *Design for New Church / Norwich & labelled*, with dimensions given; No.11 verso *New Church Norwich / First Design*; No.13 verso *G. Gilbert Scott / to be called for*

s: *G. Gilbert Scott, Architect / 26 Church Row / Hampstead*

w/m: J. Whatman 1881

Red & black pen (675 x 995)

14 *Ground Plan for Design B* with nave of 7 bays, transepts of 3 bays with aisles to E & W, choir of 4 bays with ambulatory aisles to N, S & E

Scale: $\frac{1}{8}$ in to 1ft

Insc: As above, *Design for New Church / Norwich & labelled*, with dimensions given

s: *G. Gilbert Scott, Architect / 26 Church Row / Hampstead*

w/m: Whatman 1881

Black & red pen, cloth-backed (735 x 1225), damaged

15 Long Section of Design A / Reduced No.1

16 Cross Section looking E of Design A / Reduced No.1

15-16 Scale: $\frac{1}{16}$ in to 1ft

Insc: As above & *Design for New Church / Norwich* s: *G. Gilbert Scott / Architect / Hampstead*

w/m: J. Whatman 1880

Pen (460 x 635, 380 x 425)

17 Longitudinal Section looking North for Design B

Scale: $\frac{1}{16}$ in to 1ft

Insc: As above & *Design for new Church / Norwich*

s: *G. Gilbert Scott / Architect / Hampstead*

Pen (355 x 600)

18-29 Preliminary designs for nave, aisles & S chapel

18 Site plan showing nave of 7 bays

Scale: $\frac{1}{8}$ in to 1ft

Insc: Labelled, with dimensions given

Pen on linen (950 x 1300)

19 Plan showing nave of 9 bays as built & E parts of church not exactly defined, with red line marking E extension cutting into Unthank Road

Scale: $\frac{1}{16}$ in to 1ft

Insc: Labelled, with some dimensions given

Pen on tracing paper with pencilled alterations (800 x 600, irregular)

20 Internal elevation of 2 bays of nave & details

Scale: $\frac{1}{8}$ in to 1ft

Insc: *Nave*, with dimensions given

Pencil (530 x 330)

21 Elevation of bay of South aisle

22 Elevation of bay of North Aisle

21-22 Scale: $\frac{1}{2}$ in to 1ft

Insc: As above, *Norwich* & labelled, e.g. *E.E. version of E. French foliated cornices / cf Lichfield, N aisle, Nave & string-course marked cf Shoreham*, with dimensions given

Pen & pencil (255 x 355), damaged

23-27 Preliminary design for E parts of nave

23 Rough plan of church

24 Section looking N of Chapel

Scale: $\frac{1}{2}$ in to 1ft

25 Elevation of South side of South Chapel

Scale: $\frac{1}{4}$ in to 1ft

26 Details of South Nave Chapel

Scale: $\frac{1}{2}$ in to 1ft

27 Section of Pier between S. aisle Chapel & S. Transept

Scale: 1in to 1ft

23-27 Insc: As above & labelled, with dimensions given

Pencil (255 x 360)

28-29 Preliminary design for parts of nave, drawn in France

28 Elevation of Clerestory

Scale: $\frac{1}{2}$ in to 1ft

Insc: As above & *Norwich*, with dimensions given s: *correct GGS / 19/3/84*

Pencil on squared French paper (170 x 220)

Verso: *Plan of clerestory*

Insc: As above, with dimensions given

Pencil

29 Elevation of North Triforium

Scale: $\frac{1}{2}$ in to 1ft

Insc: As above, with dimensions given

s & d: 15/3/84 *Dieppe Inn / G. G. Scott*

Pencil on squared French paper, backed (170 x 220)

30-36 Design for nave & aisles

30 Longitudinal Section of Nave at W end

Verso: Details of mouldings in pencil

31 Longitudinal Section of South aisle at W end

32 Longitudinal Section of North aisle at W end with unfinished section of aisle above

33 Elevation of North Porch & Baptistry as illustrated in BN, LII, 1887, p.78

30-33 Scale: $\frac{1}{2}$ in to 1ft

Insc: As above & *New Church Norwich*; No.32 upper section marked *This is not correct / GGS*; No.31 verso *Norwich Ch: / Mostly the drawings from which the Contract*

Tracings were made

s: *G. Gilbert Scott / Architect London*

w/m: Whatman 1882

Pen with pencil lettering (690 x 1025)

34 West Elevation as illustrated in BN, LII, 1887, p.78

35 Cross Section of Nave looking W as illustrated in BN, LII, 1887, p.78

36 Longitudinal Section of Nave looking S as illustrated in BN, LIV, 1888, p.467

34-36 Scale: $\frac{3}{16}$ in to 1ft
 Insc: As above & *New Church Norwich*; No.36 verso addressed to *Maurice Adams, Esq | Building News*
 s: G. Gilbert Scott M.A., F.S.A. | *Architect | Hampstead London N.W.*
 w/m: J. Whatman 1882
 Pen (635×960)

37-54 Contract drawings for W end of nave
 37 *Ground Plan of Nave, Nave aisles, Porch & Baptistry*
 Scale: $\frac{1}{4}$ in to 1ft

38 Elevation of *West Front*
 Scale: $\frac{3}{16}$ in to 1ft

39 *North Elevation of Porch & Baptistry*
 Scale: $\frac{1}{2}$ in to 1ft

40 *Cross Section of Nave*
 Scale: $\frac{3}{16}$ in to 1ft

41 *Long Section shewing the Western Bays*
 Scale: $\frac{1}{2}$ in to 1ft

42 *Plan of West Doorway-Turret & Gallery Piers shewing Vaulting*
 Scale: 1in to 1ft

43 Elevation of *North Wall of North Nave Aisle*
 Scale: $\frac{1}{2}$ in to 1ft

44 *Section through the two western bays of South aisle of Nave looking N*
 Scale: $\frac{1}{2}$ in to 1ft

45 Elevation of *Inside of South Wall of South Aisle*
 Scale: $\frac{1}{2}$ in to 1ft

37-45 Insc: As above, *New Church Norwich & (1), (2), (4) to 10* respectively, with instructions & dimensions given & *This is one of the drawings referred to in an agreement dated the ... day of ... (blank) 1883 | Rattee & Kett; No.42 dimensions fixed 8/3/84 | G. G. Scott & Dimensions Given by G. G. Scott 9/3/84 | Thos Burton*
 s: G. Gilbert Scott M.A., F.S.A. | *Architect | Hampstead | London N.W.*
 Black & red pen on linen (460×665 to 680×920), damaged

46 *Details of Nave Arcade*

47 *Details of South wall of South Aisle*

48 *Details of Nave Clerestory & Triforium*

49 *Details of West End of Nave*

50 *Details of Blank arcades & windows in North Wall of North Aisle of Nave*

51 *Details of Porch & Baptistry & General Plinths*

52 *Details of West Gallery of Nave*

53 *Details of Respond between Arch into Baptistry & Doorway into Porch*

54 *Details of Heating & Bellows Chamber*

46-54 Scale: $\frac{1}{4}$ FS; No.54, $\frac{1}{2}$ in to 1ft
 Insc: As above, *New Church Norwich & (14) to (19), (21), (22), (24)* respectively, with instructions & dimensions given & *This is one of the drawings referred to in an agreement dated the ... day of ... (blank) 1883 | Rattee & Kett*
 s: G. Gilbert Scott Archt | *Hampstead | London N.W.*
 Pencil with red, blue & buff washes (560×760; No.54, 330×1005), damaged

55-65 Working drawings for nave, aisles & S chapel
 55 *Plan of foundations at W end of nave*
 Scale: $\frac{1}{8}$ in to 1ft
 Insc: As above & labelled, with dimensions given
 Red & black pen with blue & orange washes on linen (390×490)

56 *Ground Plan | West of Tower* traced from No.37
 Scale: $\frac{1}{4}$ in to 1ft
 Insc: As above & *New Church Norwich*, with dimensions given
 s: G. Gilbert Scott Architect | *Hampstead | London*
 Pen & blue wash on tracing paper (685×1015), damaged

57 Preliminary working drawing
 Elevation, possibly of wall bay in S chapel
 Scale: $\frac{3}{4}$ in to 1ft
 Insc: Dimensions given
 w/m: J. Whatman 1882
 Pencil (510×655), stained
 Verso: Preliminary design for new staircases at St James Chapel, Westmoreland Street, London (see [42])
 Insc: *Norwich - working details | useful*
 Pencil

58 Elevation of *Window | North Aisle*
 Scale: 1in to 1ft
 Insc: As above, with dimensions given
 Pen on tracing paper (550×650), damaged

59 *Half Plan of one bay of South Aisle Wall Arcade*
 Scale: $\frac{1}{4}$ FS
 Insc: As above & *New Church Norwich*, with dimensions given
 Pencil & blue wash on backed tracing paper (575×830)

60 Elevation of bay of *South Aisle*
 Scale: $\frac{1}{2}$ in to 1ft
 Insc: As above & *Norwich*, with dimensions given
 Pen on tracing paper (275×375)

61 Preliminary *Sections of Heating & Bellows Chambers*
 Scale: $\frac{1}{2}$ in to 1ft
 Insc: As above & *New Ch Norwich*, with instructions & dimensions given
 Pencil (535×660)

62-63 Working drawings for S chapel prepared in St Andrew's Hospital, Northampton
 62 *Plan of West bay of South Chapel*
 Scale: $\frac{1}{2}$ in to 1ft
 Insc: As above, with dimensions & instructions given, e.g. *Steps to | range with | those in the | bays to the Eastward | GGS*
 Pencil (465×570)

63 Elevation of S wall of S chapel & part of S transept, W aisle
 Scale: $\frac{1}{2}$ in to 1ft
 Insc: Instructions & dimensions given & *Do please send me the details necessary | to get around corner into North Transept*
 s: correct GGS 26.10.88
 Pencil (570×995)

64 Preliminary elevation of *Inner North Door*
 Scale: $\frac{1}{8}$ FS
 Insc: As above, with dimensions given
 s & d: GGS 2.5.89
 Pencil (540×835), damaged

65 FS elevation & section of *Nave Gutter fronts*
 Insc: As above, with instructions & dimensions given
 s: G. G. Scott Archt
 Pencil (535×660)

66-70 Preliminary design for transepts, choir & tower
 66 Rough elevations of *West & South Walls of S. Transept*

Scale: $\frac{1}{8}$ in to 1ft
 Insc: As above, *Norwich Church* & details labelled, e.g. *S. Hugh Qr. | Lincoln*, with dimensions given
 s & d: Geo: Gilbert Scott | *S. Andrews Madhouse | Willis Rd | Northampton | 15/6/88*
 Dark blue pen (375×285), very damaged
 Verso: Rough detail sections of *East aisle of S. Transept*
 Insc: As above & labelled, with dimensions given
 Dark blue pen

67 Elevation of E side of *South Transept* & rough details
 Scale: $\frac{1}{8}$ in to 1ft
 Insc: As above, *Norwich* & labelled, with dimensions given
 s & d: G. Gilbert Scott 3/7/88
 Dark blue pen (285×385), damaged

68 Rough elevation of lower arcade on *West Side of South Transept*
 Scale: $\frac{3}{16}$ in to 1ft
 Insc: As above & labelled, with dimensions given
 Dark blue pen & green wash (175×225)

69 Rough elevation of *Basemould Buttresses and Weather Plinths on West and North Sides of North Transept*
 Insc: As above, *New Church Norwich* & labelled, with dimensions given
 s & d: Geo. Gilbert Scott Archt | 11/6/88
 Dark blue pen with buff & blue washes (200×400)

70 Elevation of lower arcade of *West side of North Transept*
 Scale: $\frac{1}{4}$ in to 1ft
 Insc: As above, with dimensions given
 s & d: 20.10.88 GGS
 Pen & pencil (285×430)

71 Rough perspective of tower & transepts & sketch details
 Insc: Comments, with some words in French & labelled, e.g. *Rouen over side West doors*
 Pencil & pen (145×200), damaged
 Verso: Rough details
 Insc: Comments & calculations
 Pen

72-73 Preliminary drawings for perspective from the E by H. W. Brewer published in *Builder*, LXI, 1891, p.368
 72 *view from the east of choir & transepts*
 Insc: As above
 s & d: G. Gilbert Scott | 27.6.91
 Pencil (455×575)

73 Perspective of *Central Tower* [Fig.70]
 Insc: As above
 s & d: G. Gilbert Scott | 1.7.91
 Pencil (255×360)

MSS: Account book
 Lit & reprd: *Builder*, XLIV, 1883, pp.596, 656; BN, XLVI, 1884, p.632 (interior perspective & early plan); LII, 1887, p.78 (Nos.33-35 reprd); LIV, 1888, pp.458, 467 (No.36 reprd); *Builder*, LXI, 1891, p.368 (exterior perspective by H. W. Brewer); LXIX, 1895, p.231 (interior perspective by H. W. Brewer); *British Architect*, XLVII, 1897, p.454 (photo of interior); BN, LXXXIV, 1903, p.155 (perspective & elevations of N transept by J. O. Scott); *Academy Architecture*, XXIV, 1903, p.10 (N transept); BN, C, 1911, pp.666, 672 (photos of interior & exterior); *A Great Gothic fane*, 1913, including, p.165, 'A Description of the Church' by John Oldrid Scott; Pevsner, *NE Norfolk & Norwich*, 1962, p.243

Scott was asked by the 15th Duke of Norfolk in 1881 to prepare designs for the large Roman Catholic church he wished to build in Norwich dedicated, at first, to Our Lady. The style adopted – Early English – was probably as much the Duke's choice as the general conception of the building. The first sod was cut in the site of the old city jail in 1882, the foundation stone laid in 1884. The first section undertaken was the nave of seven bays, and at this stage the final design for the eastern parts was not decided (Nos.30-54). The first contract for the W end of seven bays was undertaken by Rattee & Kett of Cambridge and was largely complete in 1887. All subsequent work, including the extra bays of the nave, was constructed without a contractor, materials and labour being organized by the clerk of works, Thomas Burton. The decision to lengthen the nave by three bays was taken in 1886, and these, together with the S chapel, were largely complete in 1891, by which time £15,000 had been spent (Nos.55-65). In that year a controversy with the city corporation threatened to curtail the work, but the matter was resolved in 1892 and the nave was opened for worship in 1894.

Scott was unable to continue as architect after 1891, and the Duke asked his brother John Oldrid to continue as architect. However, Scott had already prepared a general plan for the eastern parts of the church and detailed drawings, which were followed (Nos.66-70). The crossing tower, E wall and lower W parts of the S transept were built to G. G. Scott's design; the triple lancets in the N transept were designed by the Duke of Norfolk. The rest of the design, including the apsidal chapel in the N transept, which Scott had not envisaged, was by J. O. Scott. Carving throughout the building was by James Owens of Norwich; the glass in the nave was by John Powell, the rest largely by Dunstan Powell. The completed church, without the furnishings originally envisaged, was opened in 1910. Eight finished drawings of the early schemes corresponding to Design A, reduced No.1 & No.2, were pres. to the V & A by Mrs Scott in 1911. MSS concerning Scott's supervision of the job after 1883 are at Arundel Castle. See also Scott, John Oldrid & Scott, Charles Marriott Oldrid [22].

[57] NORWICH: St John's Presbytery, Unthank Road Preliminary design & designs for 3 alternative schemes & for buildings as executed, c.1890 (16):

1 Plan of part of church with presbytery to S as proposed by the Bishop of Northampton

Scale: $\frac{1}{16}$ in to 1ft

Insc: Labelled, with comments, e.g. *Garden* | "This should be quite private & in no way overlooked"; verso *The Lord Bishop's plan*
Pencil (425 × 450)

2-6 Scheme B

2-3 Preliminary design

2 Block plan showing presbytery & church

Scale: $\frac{1}{16}$ in to 1ft

Insc: Details of siting of buildings

Pencil on tracing paper (510 × 510)

3 Ground Floor Plan

Scale: $\frac{1}{8}$ in to 1ft

Insc: As above, *Presbytery – Norwich* & labelled, with dimensions given

Pencil (535 × 660), damaged

4 Block Plan showing presbytery & nave of church of 10 bays with position of choir & transepts generally indicated

5 Ground Floor Plan

6 First Floor Plan

7 Second Floor Plan

4-7 Scale: $\frac{1}{16}$ in to 1ft (block plan), $\frac{1}{8}$ in to 1ft

Insc: As above, *Scheme B* | *The Presbytery – Norwich* & labelled, with dimensions given

s: G. Gilbert Scott *Archit* | *Hampstead, London*

w/m: J. Whatman 1887

Pen with red & blue washes (490 × 655)

8-9 Preliminary design for scheme C, similar to scheme B but with shorter wing to SE

8 Ground Floor Plan

Scale: $\frac{1}{8}$ in to 1ft

Insc: As above & *The Presbytery – Norwich* | *Scheme C*, with dimensions given

s: G. Gilbert Scott

Pencil (535 × 660), damaged

9 First Floor Plan

Scale: $\frac{1}{8}$ in to 1ft

Insc: As above & *Norwich Presbytery* | *Scheme C*, with dimensions given

Pencil on tracing paper (395 × 490)

10-12 Further scheme for larger building around an open courtyard

10-11 Preliminary design

10 Ground floor plan

11 First floor plan

10-11 Scale: $\frac{1}{8}$ in to 1ft

Insc: *Presbytery – Norwich*, with dimensions given

Pencil (330 × 535, 535 × 660), damaged

12-13 Design, possibly drawn by Temple Moore

12 Ground Plan

13 First Floor Plan

12-13 Scale: $\frac{1}{8}$ in to 1ft

Insc: As above, *The Presbytery – Norwich* & labelled, with dimensions given

s: G. Gilbert Scott, M. A., F.S.A., *Archit* | *Hampstead, London*

w/m: J. Whatman 1889

Pen with blue, pink & brown washes (515 × 675)

14-16 Preliminary design for presbytery as executed, similar to scheme C but with 3 bow windows along garden front

14 West Elevation | Garden Front

15 East Elevation facing Unthank Road

16 South Elevation & North Elevation

14-16 Scale: $\frac{3}{16}$ in to 1ft

Insc: As above, *Norwich Presbytery* & labelled, with dimensions given

s: G. Gilbert Scott | *Archit*

Pencil (535 × 660, 560 × 760), damaged

MSS: Account book

Lit: *A Great Gothic Jane*, 1913 (photos)

The alternative designs for the presbytery were prepared in 1890. Construction began in 1891.

[58] NUNBURNHOLME (Yorks): Church of St James Survey drawings, preliminary design, designs & working drawings for restoration as executed in part, c.1870-73 (21):

1-9 Survey drawings

1 Part Plan of interior

2 Interior plan of W end

3 Elevation of Interior South Side

4 Elevation of W end of Interior South Side & sketch of wd in tower

5 Elevation of North Side Interior

6 Sections of West End & East End & plan of floor of tower

7 South Elevation & sketches of details

8 North Elevation & W elevation & sketches of details
9 Elevation of East End & Easternmost window in South Side of Chancel

1-9 Scale: $\frac{1}{4}$ in to 1ft, $\frac{1}{8}$ in to 1ft

Insc: As above, *Nunburnholme* & 1 to 9 respectively, with dimensions given & comments, e.g. *chancel roof like a barn* & *nave Roof quite rotten*

Pencil (255 × 365)

10-12 Survey drawings with preliminary design for restoration

10 Plan

Scale: $\frac{1}{4}$ in to 1ft

Insc: Pencil comments

Pen & pencil with blue wash & pencil alterations (330 × 535), damaged

11 Longitudinal Section looking S with arches inserted above window & door

12 South Elevation with new tower & new porch, both deleted

11-12 Scale: $\frac{1}{4}$ in to 1ft

Insc: As above, *Nunburnholme Church*, labelled & (No.12) nave roof marked *high pitch*

Pencil (330 × 535), damaged

13 Preliminary design

Elevation of West Side of Tower as proposed & rough details of mouldings

Scale: $\frac{1}{4}$ in to 1ft

Insc: As above & *Nunburnholme*, with dimensions given & comments, e.g. *Provide for a vane* | £10, p.c.

Verso: Sketch of ringing chamber wd & other details

Pencil (250 × 365)

14-18 Design for restoration as executed except for new tower

14 Plan of General Arrangement

Scale: $\frac{1}{4}$ in to 1ft

Insc: As above & *Nunburnholme Church* | *Proposed Restoration & Refitting*, with dimensions given (in pencil) & comments, e.g. by N window *Norman window now at west end of tower Removed & inserted here* & by centre passage *5 too wide* | *3/6 enough* & by porch *windows too large*

s: G. Gilbert Scott jnr. | *Architect*

Pen on linen (480 × 640)

15-17 Designs for restoration with new W tower with battlemented parapet & low pyramidal roof & with new S porch

15 Plan with pencil insertion of narrower chancel arch

16 South Elevation, West Elevation & East Elevation

17 Longitudinal Section looking South, Section through Porch looking West, Section showing chancel arch with pencil alterations & Transverse Section through Chancel

15-17 Scale: $\frac{3}{16}$ in to 1ft

Insc: As above, *Nunburnholme Church* | *Proposed Restorations and Refitting* & labelled (in pencil)

s: G. G. Scott jnr. | *Architect* | *London*

Pen on cloth-backed tracing paper (420 × 730)

18 Rough half-elevation & plan of new chancel arch

Insc: *Nunburnholme Chancel Arch*, with dimensions given

Pen on tracing paper (250 × 370)

19-21 Working drawings

19 Preliminary half-sections & details of Nave Roof & Chancel Roof

Insc: As above & *Nunburnholme roofs*, with dimensions given, instructions & comments, e.g. by arched braces *too thin*

Pencil (535 × 660), stained

20 Elevation & details of E gable
Scale: 1in to 1ft, FS

Insc: *Nunburnholme Church Gable Copings*, with instructions, e.g. *observe an opening must be formed above the nave ceiling into the space above the chancel ceiling through the chancel arch wall to ventilate nave roof*; verso, postmark M 21 73
s: G. G. Scott j
Pencil with buff & blue washes (535 × 660)

21 FS Side view & Front view of saddle stones for Nave & chancel gables

Insc: As above & *Nunburnholme Church*, with instructions
s: GGS j
Pencil & green wash (535 × 660)

For gable cross see [85].

Lit: M. C. F. Morris, *Nunburnholme, its history and antiquities*, 1907
When Scott inspected the church in 1870 it was considered unsafe and the upper parts of the tower had been taken down. The first proposals for restoration were made the same year; a second more expensive estimate was made in 1871. The restoration was carried out in 1872-73 and included a new S porch, chancel arch, stalls, pulpit and altar but not the rebuilding of the tower. The cost was £815 19s 8d and the contractor Thomas Grant of Pocklington. The young Temple Moore was living nearby at Londesborough with his tutor, the Rector of Londesborough, and watching the restoration proceed and meeting Scott decided his future career. It was left to Moore to complete the tower in 1902 and to add the organ.

[59] OXFORD: St John's College
Survey drawings, unexecuted preliminary design for South Buildings, preliminary design & designs for new quadrangle including new hall; revised 2nd design for new St Giles Street building, design for St Giles Street front of same & working drawings for St Giles Street building as executed; 1878-c.1881 (37):
1-4 Survey drawings

1 Plan of college as existing
Scale: 1/8in to 1ft
Insc: *St Johns College Oxford* & labelled, with dimensions given
d: Nov. 23rd 1879
Pencil (535 × 660)

2 Plan shewing Front of St Johns College and Adjoining Buildings as existing
Scale: 1/20in to 1ft
Insc: As above & labelled, with pencil notes
Pen & wash (290 × 725)

3 Survey plan of site of proposed new building along St Giles Street
Scale: 3/16in to 1ft
Insc: *St John's College Oxford* & labelled, with dimensions given
d: Jan'y 7th 1880
Pen on tracing paper (455 × 975)

4 Plan of site along St Giles Street
Scale: 3/16in to 1ft
Insc: As above & *St John's College Oxford*
Pencil & blue wash (570 × 1320)
Verso: Outline plan of 2nd design for new building (see Nos. 18-22)
Scale: 3/16in to 1ft
Insc: Some dimensions given
Pencil

5 Preliminary design for proposed new building S of First Quadrangle
Ground Plan & 1st Floor Plan of South Buildings
Insc: As above, *St John's College Oxford*, labelled, with dimensions given & 5 lecture rooms | 1 fellow | 6 undergraduates
d: Dec 1878
w/m: J. Whatman 1878
Pencil (390 × 560)

6-37 New quadrangle to N of old college buildings with new hall to S & new building with entrance tower to W along St Giles Street to be executed first 6-13 Preliminary design

6 Plan of whole college with old college buildings coloured in pink & different position of new quadrangle pencilled in
Scale: 3/32in to 1ft
Insc: Labelled, with dimensions given, calculations of accommodation for alternative portions of buildings as executed & instructions for drawing out finished design (No. 14), e.g. *Show trees*; verso *St Johns College Oxford* | - Old
Pencil & pink wash (535 × 810)

7 Plan of proposed new quadrangle
Scale: 1/8in to 1ft
Insc: *John's College. Oxford* & labelled, with dimensions given & instructions for finished drawing (No. 15)
d: 7 April 1879
Pencil on tracing paper (560 × 960), damaged

8 First Floor Plan of New St Giles Front
Scale: 1/8in to 1ft
Insc: As above, *St Johns Coll: 1st plan*, labelled, with dimensions given & *Pembroke Plan of some undergrad rooms & of one house*
Pencil (535 × 660)

9 W elevation of New St Giles Front
Scale: 1/8in to 1ft
Insc: As above & *St Johns College*
Pencil (535 × 660)

10 Elevation & details of chimney on St Giles Street building
Scale: 1/4in to 1ft
Insc: Dimensions given
Pencil (255 × 355)

11 Plan of Hall
Scale: 1/8in to 1ft
Insc: As above
Pencil & blue wash (535 × 660)

12 Elevation, section & internal elevation of 2 bays of Hall
Scale: 1/8in to 1ft
Insc: As above & *St Johns Coll: Oxford*, with dimensions given
Pencil & blue wash (535 × 660)

13 Elevation of lantern over hall
Scale: 1/8in to 1ft
Pencil on tracing paper (220 × 230)

14-17 Design
14 Plan of College shewing Proposed New Buildings and Alterations with old buildings to be demolished pencilled in
Scale: 3/32in to 1ft
Insc: As above, *St Johns College Oxford*, labelled & (in pencil, to S of old First Quadrangle site) *Existing South Buildings*
s: G. Gilbert Scott | 31 Spring Gardens | London
w/m: J. Whatman 1878
Pen with pink & grey washes (670 × 1005)

15 Plan of proposed new quadrangle with ground plan of New Buildings to SW, A, & SE, B, & Hall, C, to S & block plan of Future Buildings to Complete the new Quadrangle to N, D, with pencil alterations to St Giles Street front
Scale: 1/8in to 1ft
Insc: As above, *St Johns College Oxford* | *Proposed New Buildings*, labelled & part of St Giles Street building S from N of entrance tower marked (in pencil) *portion to be erected as the first instalment*
s: As No. 14
w/m: J. Whatman 1878
Pen with blue, buff & mauve washes (670 × 1005)

16 W elevation of New St Giles Street Front
Scale: 1/8in to 1ft
Insc: As above, *St Johns College Oxford* & part to S of one bay N of entrance tower marked (in pencil) *Portion to be erected as the first instalment*
s: As No. 14
w/m: J. Whatman 1878
Pen (670 × 1005)

17 North Elevation of Proposed New Hall [Fig. 90]
Scale: 1/8in to 1ft
Insc: As above & *St Johns College Oxford*
s: As No. 14
w/m: Whatman 1878
Pen (670 × 1005)

18-22 Revised 2nd design for St Giles Street building
18 Block Plan of proposed new quadrangle over plan of existing buildings with W side now not straight but following line of St Giles Street
Scale: 1/8in to 1ft
Insc: As above, *St Johns College Oxford* & labelled
s & d: G. Gilbert Scott | 31 Spring Gardens | London
S.W. & 27. July 1879
Pencil & pink wash (540 × 660)

19-21 Preliminary design
19 Ground Floor, First Floor & Attic Floor plans
Scale: 1/8in to 1ft
Insc: As above & labelled, with dimensions given
w/m: J. Whatman 1878
Pencil (565 × 775)

20 First Floor Plan with line of existing buildings marked by red wash & Front Elevation
Scale: 1/8in to 1ft
Insc: As above, *St Johns Coll. Oxford* & labelled, with dimensions given
Pencil (535 × 660)
Verso: Rough details of mouldings
Pencil

21 Unfinished elevation of St Giles Street front
Scale: 1/8in to 1ft
w/m: J. Whatman 1878
Pen & pencil (510 × 690)

22 First Floor Plan with N portion not filled & coloured in & Front Elevation facing St Giles Street without tourelles shown in 1st design
Scale: 1/8in to 1ft
Insc: As above, *St Johns College Oxford* & labelled
s: G. Gilbert Scott, M.A., Archt | 31 Spring Gardens, Charing X | London
w/m: J. Whatman 1878
Pen with pale blue & buff washes (510 × 690)

23-37 Working drawings for St Giles Street building as executed, similar in configuration to 2nd design but Late Gothic in style rather than Jacobean & only built to 1 bay N of entrance tower

23 Elevation of *Front of New Buildings towards Quadrangle (upper part)*

Scale: $\frac{3}{16}$ in to 1ft

Insc: As above, *Saint John's College, Oxford*, with instructions & dimensions given & to S Elevation of *this end & of sides of Tower shall be sent tomorrow*, T.T. 1st Sep 1880 (Thackeray Turner)

s: G. Gilbert Scott Architect | 31 Spring Gardens | London S.W.

Pen on tracing paper (320 × 680)

24 *Ground Floor plan shewing the positions of oak beams in ceiling*

Scale: $\frac{3}{16}$ in to 1ft

Insc: As above & *Saint John's College Oxford*, with instructions & some dimensions given

s: G. Gilbert Scott Architect | 31 Spring Gardens | London S.W.

Pen & blue wash on tracing paper (320 × 680), damaged

25 *Section through West Front wall*

Scale: $\frac{1}{4}$ in to 1ft

Insc: As above & *St Johns College | Oxford*, with dimensions given

Pen & wash (385 × 425)

26 Front & side elevations & FS details of *Dormers to Scouts Rooms in attics*

Scale: $\frac{1}{8}$ FS

Insc: As above, with instructions & dimensions given & *4 in all*; verso addressed to G. G. Scott Esq. | 26 Church Row | Hampstead | London N.W.

s: G. Gilbert Scott

Pencil (530 × 660), damaged

27 Elevation & side elevation of down pipes showing fixing bands & gargoyles

Scale: 1in to 1ft

Insc: *St Johns College*, with instructions & dimensions given

Pen & pencil on tracing paper (495 × 1040)

28 Section through building showing flues

Scale: $\frac{3}{8}$ in to 1ft

Insc: *St Johns Oxford*, with instructions & dimensions given

Pencil (535 × 660), stained

29 Interior elevation of room on 1st floor showing window & fireplace & FS details

Insc: As above & *S. Johns*, with instructions & dimensions given

Pencil & red crayon (570 × 635)

30 Internal & external elevations of *Porters Door & FS sections of Transoms*

Scale: 1in to 1ft

Insc: As above & *St Johns Coll.*, with dimensions given

Pencil (535 × 660)

31 FS elevation & details of *Newel Board* for staircase

Insc: As above, with instructions

Pencil (535 × 660)

32 Elevations of internal doorways *Towards Lobbies & Towards Rooms* & FS details of *door jamb & head*

Scale: $\frac{1}{8}$ FS

Insc: As above & *St Johns Coll. Oxford*, with instructions & dimensions given

Pencil with blue, buff & orange washes (535 × 660)

33 Elevations & FS details of *Deal doors* to rooms & those *opening upon staircases* & FS detail of *Nail Heads*

Scale: 1in to 1ft

Insc: As above, *St Johns College Oxford* & labelled, with instructions & dimensions given

s: G. Gilbert Scott (partly torn off)

Pen & brown wash on linen (515 × 660), torn

34 FS section of mantelpiece

Insc: *Sent off 24. Oct. 1881 | T.T.* (Thackeray Turner)

Pencil (280 × 380), torn

Verso: *Basement Plan* of Evans Estate houses project (see [50])

Pencil

35-37 Drawings of details prepared by the clerk of works, Thomas Burton

35 *Elevation of Side Wall in Fellows room over Gateway Looking North* with design for mantelpiece filled in by Scott

Scale: $\frac{3}{4}$ in to 1ft

Insc: As above, *Details Wanted for this room | Cornice with carving for Oak beams | Skirting boards | Chimney Piece | Door &c. & Same as others but in oak* (insc by Scott), with dimensions given

Pencil (445 × 570)

36 *Plan of fireplaces in Attics & Elevation of inside of South Gable on Attic floor for Chimney Pieces*

Scale: $\frac{3}{4}$ in to 1ft

Insc: As above & *Want design for those two chimney pieces*; verso addressed to G. G. Scott Esq. | 26 Church Row | Hampstead | London N.W., postmark Oxford | MY.25.81

Pencil (570 × 445)

37 *Elevation of doorway into Scouts room from lobbys* (sic)

Scale: $\frac{1}{8}$ FS

Insc: As above, *St Johns Oxford*, with dimensions given & *Please send detail showing how you would like them arranged & finished*

Pen & pencil (235 × 455)

MSS: Account book; correspondence

Lit: H. S. Goodhart-Rendel, *English architecture since the Regency*, 1953, p.177; Sherwood & Pevsner, *Oxon*, 1974, pp.196, 201

Scott's first design for a new quadrangle N of the old college buildings was prepared early in 1879; the new hall to cost £12,000, the St Giles Street building, to be erected first, £15,000, and to complete the quadrangle a further £21,000. The second design was more economical, costing a total of £40,500. Although the project was clearly a long-term one, only a fragment of Scott's design was completed. It was decided first to build the St Giles Street front, but only to one bay N of the tower. In July 1879, in deference to the college's wishes, Scott was obliged to alter the details 'so as to give the building a "mediaeval" rather than a "renaissance" character ... My own preference for the latter style being very slight'. It was erected in 1880-82 at a cost of £9995 14s 6d; the builder was J. R. Symm & Co. of Oxford with the carving carried out by John McCulloch of Kennington. The N part of the building was completed in 1899-1900 to an extraordinarily sensitive design by Edward Warren, who followed Scott's general configuration and details but introduced a subtle asymmetry. No more of Scott's design was erected, and the building now lies at one side of a rather amorphous space.

At St John's College Muniments Room is preserved MS material & 6 drawings: block plans of the 1st & 2nd designs; first floor plan, W & E elevations of the Gothic design for the St Giles Street building; & plans for the 'South Buildings', for which elevations seem never to have been prepared.

[60] PEVENSEY (Sussex): Church of St Nicholas
Survey drawings, preliminary design, design & contract & working drawings for restoration, enlargement & refitting, 1875-c.1880 (55):

1-6 Survey drawings

1 Sketch interior plan of nave

Insc: *Pevensey Church*, with dimensions given & comments, e.g. *West end, very bad | do. South side | South arcade leans over southwards - | cracks over chancel arch*

d: Nov 8. 1875

Pencil (255 × 355)

Verso: Rough details

Pencil

2 Sketch interior plan of chancel

Insc: *Pevensey Ch.*, with comments & dimensions given; verso, list of questions about fabric & drawings necessary

Pencil (255 × 240)

3 Sketch plan of exterior

Insc: *S. Nicholas | Pevensey - Ch.*, with comments & dimensions given

d: No. 8. 1875

Pencil (255 × 355)

Verso: Sketches of details

Pencil

4 Sketch of *view inside Tower looking Southwest & elevation of East Tower Arch*

Insc: As above & *Pevensey*, with descriptive comments & dimensions given

d: Nov 9/75

Pencil (255 × 355)

5 Sketch of E end showing tower & spire & detail of weathervane

Insc: Comments, e.g. *Tower has been lowered*

Pencil (255 × 355)

Verso: Sketch section through chancel looking E & elevation of *side wds of Sanctuary* & sketches of details

Insc: As above, with comments & dimensions given

Pencil

6 Rough details

Pencil (255 × 355)

Verso: Rough details

Pencil

7-15 Preliminary design

7 Ground plan as proposed

Verso: Rough perspectives showing design for a church

8 *West Elevation*

9 *East Elevation*

10 *South Elevation*

11 *North Elevation*

12 Longitudinal section looking N

7-12 Scale: $\frac{1}{8}$ in to 1ft

Insc: As above & *Pevensey Church*, No.7 with dimensions given

Pencil (330 × 535)

13 Plan of *Seating in Nave*

Scale: $\frac{1}{2}$ in to 1ft

Insc: As above & *Pevensey Church*, with notes of seating

Pencil (330 × 505)

14 Elevation of nave aisle window

Scale: $\frac{1}{2}$ in to 1ft

Insc: £17

Pencil (330 × 505)

15 Section through chancel looking E

Scale: $\frac{1}{4}$ in to 1ftInsc: *Green stamped tiles for St Albans*, with notes on construction

Pencil (325×330)

Verso: Rough designs for unidentified church

Pencil

16-18 Survey drawing & design

16 Existing Plan with red line showing position of W gallery

Scale: $\frac{1}{8}$ in to 1ftInsc: As above, *St Nicholas Church | Pevensey | No.1*, labelled & E part of chancel marked *This part of chancel is unused and in ruins*

s: G. Gilbert Scott junr Architect | 7 Duke Street | Portland Place W.

w/m: J. Whatman 1873

Pen with blue & pale green washes (435×630), damaged

17 Plan showing Restoration of Chapels, Reseating, Etc., including new N porch, new chapel N of chancel & E of tower, new SE vestry, disused part of chancel restored & new buttresses & W gallery removed

Scale: $\frac{1}{8}$ in to 1ftInsc: As above, *St Nicholas Church | Pevensey | No.2* & labelled, with details of accommodation given

s: As No.16

w/m: J. Whatman 1873

Pen with red, blue & brown washes (425×595), damaged

18 Plan of Seating showing areas of tiling, not as executed

Scale: $\frac{1}{16}$ in to 1ftInsc: As above, *St Nicholas Church | Pevensey* & labelled s: G. G. Scott Architect | VII Duke St | Portland Place

Pen with pink & brown washes (335×445)

19-29 Design, 8 drawings used as contract drawings

19 Plan of Proposed Restoration showing additions as No.17 & belfry added between tower & spire with pencil alterations & 1st division indicated in pencil up to chancel arch

20 South Elevation

21 North Elevation with buttresses to N porch marked omitted in pencil

22 West Elevation with W door marked in pencil omit & East Elevation

19-22 Scale: $\frac{1}{8}$ in to 1ftInsc: As above, *St Nicholas Church | Pevensey No.2* to *No.5* respectively, labelled & *Matt Parrington | Member of Archit. Comm. & Franklin & Sons*, with stamp of the Incorporated Church Building Society | Plans Approved | 18th July 1876

w/m: J. Whatman 1875

Pen & coloured washes (430×610), damaged

23 Longitudinal Section with W door deleted

24 Section thro' Nave & Section thro' Chancel

23-24 Scale: $\frac{1}{8}$ in to 1ftInsc: As above, *St Nicholas Church | Pevensey, No.6* & *No.7* respectively, labelled & *Franklin & Sons*, with ICBS stamp as Nos.19-22

Pen with coloured washes (430×610), damaged

25 Section thro' North Chapel, Section thro' Vestry, Ground Plan & First Floor plan of Vestry

Scale: $\frac{1}{8}$ in to 1ftInsc: As above & *St Nicholas Church | Pevensey, No.8*, with ICBS stamp as Nos.19-22

s: G. Gilbert Scott junr | architect

Pen with red, blue & brown washes (410×510)

26 Elevations & sections of New Nave Seats

Scale: $\frac{1}{8}$ FSInsc: As above, *St Nicholas Church | Pevensey, No.9* & labelled, with details of alterations to design given & stamp of the ICBS as Nos.19-22

w/m: J. Whatman 1875

Pen with buff & grey washes & pencil (430×610)

27 Transverse Section of Porch roof, Longitudinal & Transverse Section of North Chapel Roof

Scale: $\frac{1}{2}$ in to 1ftInsc: As above, *St Nicholas Church Pevensey New Roofs, No.10*, with instructions & dimensions given & in *English Oak*, with stamp of the ICBS as Nos.19-22

s: G. Gilbert Scott jr

Pencil with buff & brown washes (535×660)

28 Section & details of Porch Roof, elevations of Inside Door of Porch & of exterior of Porch

Scale: $\frac{1}{2}$ in to 1ft, $\frac{1}{4}$ FSInsc: As above, *Pevensey Church, No.11* (deleted) *No.5*, with instructions & dimensions given & (in pen) *Buttresses Omitted & Franklin & Son*

s: G. Gilbert Scott junr Architect

Pencil & coloured washes (535×660), damaged

Verso: FS elevation of *Head of Buttresses* on porchInsc: As above & *Pevensey Ch*

s: G. G. Scott j

Pencil

29 Elevation of Aisle Windows of Nave, details of Tower Windows & Aisle Windows & section of aisle parapet

Scale: $\frac{1}{2}$ in to 1ft, $\frac{1}{4}$ FSInsc: As above, *Pevensey Church, No.12*, (deleted) *No.6*, with instructions & dimensions given & (in pen) *Parapet Omitted & Franklin & Son*

s: G. Gilbert Scott jr | Architect

Pencil with buff & blue washes (535×660)

30-33 Contract drawings for nave, together with Nos.28-29; similar to Nos.19-23 but porch buttresses & W door omitted

30 Plan of Nave

31 South Elevation of Nave

32 West Elevation & North Elevation of nave

33 Long section of nave

30-33 Scale: $\frac{1}{8}$ in to 1ftInsc: As above, *St Nicholas Church Pevensey, No.1* to *No.4* respectively, labelled & *Franklin & Son* s: G. Gilbert Scott jun Architect & (No.30) VII Duke St | Portland Place W.

Pen with red, blue & buff washes on linen (415×420)

34-45 Working drawings for fabric

34 Elevation & plan of East End of N Chapel, elevations & details of Door of N. Chapel & Interior of Window

Scale: $\frac{1}{8}$ in to 1ftInsc: As above & *Pevensey Ch. | No.13*, with instructions & dimensions given

Pencil with buff, blue & brown washes (535×660)

35 Elevation & Section looking East of Doorway in South Wall of chancel

Scale: 1in to 1ft

Insc: As above & *Pevensey Chancel*, with instructions & dimensions given

s: G. Gilbert Scott

Pencil with buff, blue & purple washes (535×660), damaged

36 Interior & exterior half-elevations & FS details of West doorway of Nave

Scale: $\frac{1}{8}$ FSInsc: As above & *Pevensey Church*, with instructions & dimensions given

s: G. Gilbert Scott j

Pencil with buff & blue washes (580×570), damaged

37 Elevation, side view & Plan of Porch

Scale: $\frac{1}{2}$ in to 1ft

Insc: As above & rearranged to suit the reduced width as now built, with instructions & dimensions given

s: G. G. Scott j

Pencil with buff & blue washes (250×350)

38 Interior elevation of Lancets at West end of aisle

Insc: As above, *Pevensey Ch & This is to be corrected so as to agree with the remains of the old lancet at west end of north aisle*, with dimensions given

s: G. G. Scott jr

Pencil & buff wash (250×350)

39 Elevation of tracery of West window of nave

Scale: $\frac{1}{8}$ FSInsc: As above, *Pevensey Ch & window to be placed central with roof not with the west doorway*, with dimensions given

s: G. G. Scott j

Pencil & buff wash (570×730)

40 FS detail of Aisle Parapets & elevation of Finish of parapet at West end of aisle

Scale: $\frac{3}{4}$ in to 1ftInsc: As above & *St Nicholas Pevensey*, with instructions

s: G. G. Scott

Pencil (535×660)

41 FS elevation of Gable cross for Porch & $\frac{1}{4}$ FS side elevationInsc: As above, *Pevensey Ch to be returned ... (torn) to 7 Duke Street | Portland Place | W*

Pencil with buff & pink washes (570×1010), damaged

42 FS elevation & $\frac{1}{4}$ FS side elevation of West Gable CrossInsc: As above & *Pevensey*

s: G. G. Scott

Pencil & buff wash (570×1090)

43 FS side elevation of saddle stone for chancel & sketch of saddle stone & base for cross

Insc: As above & *Pevensey Chancel*, with instructions

s: G. G. Scott junr

Pencil & pale green wash (255×355)

For further drawings for gable crosses see [84] & [85].

44 Plan of Chancel Paving

Scale: $\frac{3}{8}$ in to 1ftInsc: As above, *Pevensey*, with instructions about tiles & all tiles from Godwin, Lugwardine, Hereford & N.B.

Test this plan by existing steps before ordering tiles

s: G. Gilbert Scott junr

Pencil & coloured washes (330×535)

45 Section & FS details of Tower ceiling & Diagram of ceiling with flier showing existing arrangement of beams

Scale: 1in to 1ft

Insc: As above, *Pevensey*, with instructions & dimensions given & if ordered by Mr Sutton

s: G. G. Scott

Pencil & red wash (335×535)

46-52 Working drawings for fittings & furniture

46 Elevation of *Reredos* [Fig.73]

Scale: 1in to 1ft

Insc: As above & *St Nicholas Pevensey*, with some dimensions given

s: *G. Gilbert Scott*

Pencil with pink, blue & mauve washes (255×340)

47 *Front Elevation, Section thro' & Plan of Stalls & Elevation of Stall ends* with pencil alterations to book desk (cf. No.49)

Scale: 1in to 1ft

Insc: As above, *Pevensey Church* | *Design for Stalls*, with dimensions given & opening 15: *May - 1879*

s: *G. Gilbert Scott Architect* | *Spring Gardens*

Pencil & coloured washes (495×650)

48 Elevation & plan of *Stalls*

Scale: 1in to 1ft

Insc: As above & *Pevensey*, with instructions & dimensions given

s: *G. G. Scott Archt*

Pencil with brown, purple & buff washes (535×660), damaged

49 FS section of book desk of chancel stalls, to altered design (cf. No.47), & detail of *ventilation openings in stone plinth*

Insc: As above, with instructions & dimensions given; verso *For Mr Turner*

Pencil & brown wash (660×1150)

50 FS details of *Tracery Front to stalls*

Insc: As above & *Pevensey*, with instructions

Pencil (535×660)

51 FS details & elevation of *Book Desk* for nave seats

Scale: 1in to 1ft

Insc: As above

Verso: FS *Section thro' end seats*

Insc: As above

Pencil & brown wash (570×990)

52 FS elevation of end of nave seats

Insc: *Pevensey Nave Seats*, with instructions & postmark *S.W. 2.9.78*

Verso: FS *Section thro' seats*

Insc: As above

Pencil & brown wash (570×990), torn

53-55 Design & working drawings for heating systems

53 Unexecuted *Ground Plan* showing flues

Scale: 1/8in to 1ft

Insc: As above, *St Nicholas Church* | *Pevensey* | *Warming Arrangements* & labelled

s & d: *G. N. Haden & Son* | *Trowbridge & July 17. 77*

Pen with red, blue & grey washes on linen (355×385)

54 Plan, *Longitudinal & Transverse Sections* of flues & pipes

Scale: 1/4in to 1ft

Insc: As above, *Pevensey Church* | *Moule's Warming System* & labelled, with dimensions given

s & d: *H. J. & J. W. Girdlestone* | *Engineers* | *5a Garrick St Covent Garden London* | *31. Jan 1877*

Pen with grey, buff & red washes (600×995)

55 *Amended Plan of Moule's Warming System*

Scale: 1/4in to 1ft

Insc: As No.54 & pencil instructions by Scott

s & d: As No.54 & 22 Novr 1877

Pen with grey, buff & red washes (490×660)

MSS: Account book

Lit: *Builder*, XXXIV, 1876, p.1107; Nairn & Pevsner, *Sussex*, 1965, p.581

When Scott reported on the church in 1875 the fabric was in poor condition and the E part of the chancel walled off and disused. The restoration was carried out in 1877-80 but did not include work on the tower or building a SE vestry and NE chapel on old foundations. The cost of the work was £3870 10s. Scott's proposals to build a NE chapel and raise the spire above a new belfry stage were realized in 1893, but to the designs of Lacy W. Ridge of London. MS material is preserved at the church: Scott's report of 1875 & account of the restoration by the Rev. Robert Sutton, 1881

[61] PEVENSEY (Sussex): St Nicholas' Vicarage Preliminary design, contract & working drawings for adding new principal wing to house, c.1875-78 (21):

1-5 Preliminary design

1 Site plan

Insc: *Sub-soil - gravel* | *No fall of ground*

Pencil (330×535)

2 Rough ground plan, approximately as executed

Insc: Dimensions & list of rooms given

Pencil (250×400)

3 Rough ground plan, not in Scott's hand

Insc: Labelled

Pen (200×250)

4 *East Elevation: North Addition & North Elevation* with flier both altered & deleted

Scale: 1/4in to 1ft

Insc: As above, *Pevensey Vicarage House* & labelled, with dimensions given

Pencil with pink, pale blue & buff washes (535×660)

5 Deleted side elevation together with working drawing of details & *Section thro' first floor window heads showing Cornice between Windows*

Scale: 1/4in to 1ft, 1/4FS

Insc: As above & *Pevensey Vicarage House*, with instructions

Pencil with red, blue & grey washes (535×660)

6 Site plan with pencil alterations showing *Old Vicarage Condemned*

Scale: 1/16in to 1ft

Insc: As above & *Plan Shewing (Old Vicarage deleted) Glebe land and (New Vicarage with Land deleted) House & Land proposed to be Purchased* | *by the Revd R. Sutton Vicar of Pevensey*

Pen with red & grey washes, cloth-backed (340×510)

7-11 Contract drawings

7 *Ground Plan & Cellar Plan* partly erased & corrected

8 *First Floor Plan* partly erased & corrected

9 *Roof Plan & Attic Plan* partly erased & corrected

7-9 Scale: 1/4in to 1ft

Insc: As above, *Pevensey Vicarage House* & labelled, with dimensions given & *Robert Sutton* | *James Peerless* Black & red pen with blue & red washes to indicate existing & new work & buff wash (345×495)

10 *West Elevation of New Wing & East Elevation of New Wing* with rough details [Fig.87]

11 *South Elevation New Wing & North Elevation New Wing*

10-11 Scale: 1/4in to 1ft

Insc: As above & *Pevensey Vicarage House*, with dimensions given & *Robert Sutton* | *James Peerless* Pencil with pale red & blue washes (535×660), damaged

12-21 Working drawings (see also No.5)

12 *First Floor & Ground Floor* plans of staircase

Scale: 1/8in to 1ft

Insc: As above & *Pevensey Vicarage*, with instructions

about levels & dimensions given

Pencil with pale red & blue washes (535×600),

stained

13 *Plan & Section* of drawing-room bay window

Scale: 1in to 1ft

Insc: As above & *Pevensey Vicarage*, with dimensions given

Pencil with red, blue & buff washes (530×660)

14 Sections through & elevations of tops of chimneys

Scale: 1/8FS

Insc: *Pevensey Vicarage* | *Details of Chimneys*, with dimensions given

Pencil with pink & red washes (535×660)

15 Elevation & FS *Details of Sashes*

Scale: 1/8in to 1ft

16 Elevation & FS details of dormer

Scale: 1/2FS

15-16 Insc: As above & *Pevensey Vicarage*, with instructions & dimensions given

Pencil with pink, purple & blue washes (580×825, 580×1010)

17 Detail elevations of sash windows

Scale: 1/2in to 1ft

Insc: *Pevensey Vicarage House*, with dimensions given

Pencil & buff wash (210×330)

18 Elevation & FS details of *glazed doors in Hall*

Scale: 1in to 1ft

Insc: As above & *Pevensey Vicarage*, with instructions & dimensions given

s: *G. G. Scott j*

Pencil (325×535)

Verso: FS detail of *Head of glazed panels of door*

Insc: As above

Pencil

19 Preliminary elevation & FS details of mantelpiece

Scale: 1/2in to 1ft

Insc: *Pevensey* | *Mantles*, with dimensions given

Pencil (300×445)

Verso: Three elevations of fireplaces

Scale: 1/2in to 1ft

Insc: Dimensions given

Pencil

20 Elevation & FS details of *Bedroom Mantles*

Scale: 1in to 1ft

Insc: As above & *Pevensey Vicarage*, with instructions & dimensions given

Pencil with grey & blue washes (430×660)

21 Elevation & FS details of *Dining Room Mantlepiece*

Scale: 1/8FS

Insc: As above & *Pevensey Vicarage*, with instructions & dimensions given & *return to G. G. Scott jnr*

Pencil with purple, grey & buff washes (660×1025)

Further working drawings were taken from the Middlesbrough house design (see [51].9-12).

MSS: Account book

The Rev. Robert Sutton, who instigated the restoration of Pevensey church, sold the old vicarage in 1876 and bought a nearby house, which was doubled in size with the addition of a new wing. This was built in 1877-78 and cost £1844 3s 11d.

[62] **PLYMPTON** (Devon): Church of St Mary the Blessed Virgin

Working drawings for font cover (2):

1 Elevation of font with cover & FS details of ogee gable & finial

Insc: As above & *Font Cover, Plympton St Mary's Church*, with some instructions given

s: G. G. Scott jnr

Pencil with pale green & blue washes (535 × 660), stained

2 FS details of brattishing

Insc: *Font Cover, Plympton St Mary's Devon* & labelled s: G. G. Scott jnr

Pencil with pale green & blue washes (325 × 535)

[63] **POCKLEY** (Yorks): Church of St John the Baptist Design & working drawings for rebuilding & enlargement, c.1875-78 (18):

1 Survey drawing

Rough plan

Insc: Dimensions given; verso *Pockley*

Pencil (205 × 325)

2-10 Design for enlarging church with new chancel, new NE vestry, new W end with W bell-gable, new S porch & new nave windows

2 *Ground Plan* showing *New Work & Old Work*

Scale: $\frac{3}{16}$ in to 1ft

Insc: As above & *Pockley Church*, with dimensions given

Pen with red, pink & grey washes on linen (375 × 530)

3 *New South Elevation*

4 *New West Elevation*

3-4 Scale: $\frac{3}{16}$ in to 1ft

Insc: As above & *Pockley Church*

Pen on linen (235 × 365, 390 × 455)

5 *Plan*

6 *South Elevation*

7 *West Elevation & East Elevation*

8 *Longitudinal Section* looking S

9 *Section through Nave & Section through Chancel*

5-9 Scale: $\frac{1}{4}$ in to 1ft

Insc: As above & *Pockley Church* | *Helmsley* | No.1 to No.5 respectively

Pen with red, grey & brown washes on linen

(445 × 590)

10 Elevation of *East side of Bell gable*

Scale: $\frac{1}{2}$ in to 1ft

Insc: As above, *Pockley Church* | *Yorkshire* & partly labelled

s: G. Gilbert Scott jnr | architect

Pen with brown & blue washes on linen (480 × 510)

11-18 Working drawings

11 *Working Ground Plan*

Scale: $\frac{1}{4}$ in to 1ft

Insc: As above, *Pockley Church*, with dimensions given for chancel & W end & S porch labelled *Porch to be decided hereafter*

s: G. G. Scott jnr | 7 *Duke St* | *Portland Place*

Pencil with grey & red washes (530 × 545), torn & damaged

12 *Transverse Section of New Nave Roof shewing Chancel Arch*

Scale: $\frac{1}{2}$ in to 1ft

Insc: Verso, as above, *Pockley Church* & labelled, with dimensions given

Pen with brown & red washes on linen (415 × 535)

13 *Transverse Section of New Chancel*

Scale: $\frac{1}{2}$ in to 1ft

Insc: As above, *Pockley Church* & labelled, with dimensions given

Pen with red, blue & brown washes (380 × 560)

14 *Section showing Vestry roof & door*

Scale: $\frac{1}{2}$ in to 1ft

Insc: As above, *Pockley Church* & labelled, with dimensions given

Pen on linen (250 × 425)

15 *Section & East Elevation of Vestry & elevation of Arch into Vestry*

Scale: $\frac{1}{2}$ in to 1ft

Insc: As above & *Pockley Church* | *Details of Vestry* | No.14, with instructions & dimensions given

Pencil with brown & blue washes (330 × 535), damaged

16 *Elevations of Side wds of chancel*

Scale: $\frac{1}{2}$ in to 1ft

Insc: As above & *Pockley Church* | No.17, with instructions & dimensions given

s: G. G. Scott j

Pencil with brown & blue washes (380 × 560)

17 *Elevation of Bell Gable at West End & plan of West Wall of Nave* [Fig.68]

Scale: $\frac{1}{2}$ in to 1ft

Insc: As above & *Pockley Church* | No.19, with instructions & dimensions given

Pencil with blue & brown washes (535 × 885)

18 *Plan & detail sections showing heating system*

Scale: $\frac{1}{4}$ in to 1ft

Insc: Labelled, with instructions

Pencil (375 × 680)

For drawings for porch & chancel gable crosses see [84] & [85].

MSS: Account book; correspondence

Lit: *Builder*, XXXVI, 1878, p.708; Pevsner, *N Yorks*, 1966, p.286

Pockley church was one of the several churches in the parish of Helmsley altered or built for the Rev. C. N. Gray. The original chapel at Pockley was a Gothic box of 1822; Scott completely rebuilt it, putting in new windows and a new roof and adding a chancel, porch, vestry and, the most interesting feature, the bell-gable for four exposed bells (the full compliment of which it has never received). The work was carried out in 1875-78 and cost £1543 7s 11d, which was partly defrayed by the Earl of Feversham. Temple Moore later added first a rood and beam and then a chancel screen; Scott originally prepared designs for stalls and a chancel screen.

At Helmsley vicarage are preserved 25 drawings for Pockley, including 5 survey drawings of the 1822 buildings and 16 design & working drawings by Scott; also drawings for later fittings by Temple Moore

[64] **RAITHBY-BY-SPILSBY** (Lincs): Church of the Holy Trinity

Survey drawings of seats, preliminary design & design for restoration & contract & working drawings for new fittings, c.1872-73 (13):

1 Survey drawing

FS elevation of top of *Seat Ends* showing poppyhead

Insc: As above & *Raithby*, with descriptive comments, e.g. *This is a very good plain end*

s: Verso G. G. Scott jnr | 26 *Church Row* | *Hampstead*

Pencil (535 × 665)

2 Preliminary design for proposed restoration

W elevation & plan of *Tower*

Insc: As above & *Raithby*

Pencil (345 × 510)

3-5 Design for restoration, omitting W tower, showing new S porch, new windows & door in N aisle & old windows restored & reset

3 *Plan* with pencil alterations

4 *North Elevation*

5 *Transverse Section* through nave looking E & showing screen, *Longitudinal Section* & *S Elevation of Porch*

3-5 Scale: $\frac{3}{16}$ in to 1ft

Insc: As above, *Raithby Church* | *Lincolnshire* & labelled, with notes of restoration, e.g. by E window *old window reset at rather higher level than now & restored*; some pencil dimensions given

s: G. Gilbert Scott jnr. *Architect* | London

Pen on linen (475 × 525)

6 Contract drawing

Sectional elevations & FS details of *Nave Seats*

Scale: $\frac{1}{8}$ FS

Insc: As above & *Raithby Church*, with instructions & *John Selby*

s: G. Gilbert Scott jnr. *Architect* | London

Pencil & brown wash (535 × 660)

7-13 Working drawings

7 FS *Front view & side view of Nave Gable Cross*

Insc: As above, *Raithby*, with instructions given & for *St Matthew's Ipswich* | *copy & return this*; verso *Gable Crosses* | No.IV

Pencil (570 × 925), torn

8 FS sectional elevation & details of *Seat ends* very similar to old seats shown in No.1

Insc: As above & *Raithby*, with instructions, e.g.

Carving to follow the old fragments & Poppyheads on both sides of central alley | 14 in all

s: G. G. Scott j

Pencil & pink wash (535 × 1280)

9 FS section & details of *Back seats of block towards the west*

Insc: As above & *Raithby Church* | *Nave Seats*, with instructions

Pencil & pink wash (445 × 1015), torn & backed with paper & newspaper

10 *Front & side elevations of Reading Desk* & FS detail of *Pierced panels in front*

Scale: $\frac{1}{8}$ FS

Insc: As above & *Raithby*

Pencil with grey & blue washes (375 × 565)

11 FS section & detail of *Reading Desk*

Insc: As above & *Raithby*, with instructions

Pencil with grey & blue washes (730 × 1030), damaged

12 FS details of *Pulpit*

Insc: As above & *Raithby Ch.*, with instructions

Pencil with brown & purple washes (535 × 660)

13 FS detail of motif on super-frontal

Insc: Instructions about materials & colours, *Watts & Co.* & (in pencil) *For Miss Edith Rawnsley* | *Raithby Hall* | *Spilsby* | *Lincolnshire*; verso G. G. Scott Esqre | *Super design*

s: G. G. S

Dark sepia pen (255 × 350)

See also embroidery designs [91] & [92] which may also have been used for Raithby church.

MSS: Account book

Lit: Pevsner & Harris, *Lincs*, 1964, p.336

Scott visited Raithby church in 1872, and restoration was carried out in 1873-74. It cost £1562 7s and included a new porch and roofs, rebuilding the arcades, new seats, font, pulpit, altar and rails. In the restored E window was placed glass by Burlison & Grylls.

[65] RAITHBY HALL (Lincs)

Survey drawing & preliminary design for proposed addition to porch & new bay window & music room for the Rev. E. Rawnsley, c.1873 (3):

1 Survey drawing

Rough plan showing *Hall, Drawing Room & Library* & elevation of part of W front showing porch

Scale: $\frac{1}{2}$ in to 1ft

Insc: As above & labelled, with dimensions given

Pencil (535 × 660)

2-3 Preliminary design for 1st floor extension over W porch, new bay window to drawing-room on E front & new music room

2 Plan of Drawing Room & Bedroom over Hall & front

& side elevations of *Addition to Porch*

Scale: $\frac{3}{4}$ in to 1ft

Insc: As above & *Raithby Hall*, with some dimensions given

Pencil (535 × 660)

3 Plan & elevation of *Proposed Music Room*

Scale: $\frac{3}{4}$ in to 1ft

Insc: As above, *Raithby Hall*, with some dimensions given & *Probable cost* £700

Pencil (535 × 660)

MSS: Account book; correspondence

The additions were executed in about 1873-74 for the Rev. E. Rawnsley and cost £488. Furniture and decoration by Watts & Co. were completed by 1876 and cost about £400.

[66] RAMSGATE (Kent): Cemetery, Cecelia Road

First unexecuted design, c.1870, & contract drawing, 1871, for lych-house (2):

1 First unexecuted design

Plan & Section Looking North

Scale: $\frac{1}{4}$ in to 1ft

Insc: As above, *Lych-House* | *Ramsgate Cemetery* & (in pencil) *No.3*

s: G. Gilbert Scott Junr. Architect

Pen with grey, pink & buff washes (495 × 660)

2 Contract drawing for 2nd design as executed

Detail sections of windows & *Door into Tool House*

Scale: FS, $\frac{1}{4}$ FS

Insc: As above, labelled & *This is one of the drawings referred to in my letter dated April 18th 1871* | Henry Bell Wilson (builder)

s: G. Gilbert Scott Junr. Architect | 24 Essex Street,

Strand | London

Pencil with grey wash (535 × 660), torn & damaged

MSS: Account book; correspondence

In c.1870 Scott designed two chapels, a lodge, lych-house and boundary wall for a new cemetery. The lych-house was erected last, in 1871-72, and cost £280. The total cost of Scott's work at the cemetery was £4258, all being complete in 1872.

Two further contract drawings, showing plans and elevations of the second design, as executed, are preserved at the V&A.

[67] REIGATE (Surrey): Church of St Mary Magdalene

Survey drawings; preliminary design & design for new organ chamber & aisle; contract & working drawings for restoration; 1873-c.1876 (23):

1-4 Survey drawings

1 Rough plan of churchyard showing tombstones

Insc: Partly labelled; verso *Map of tombstones* | *Reigate Church Yard*

Pencil (385 × 555)

2 Rough survey plan

Insc: Dimensions given

d: June 6th 1873

Pencil (285 × 390)

3 Plan as at Present with pencil alterations

Scale: $\frac{1}{2}$ in to 1ft

Insc: As above & *Reigate Church*

s: G. Gilbert Scott Junr. Architect | 7 Duke Street, London

w/m: J. Whatman 1873

Pen with blue, buff & brown washes (480 × 635)

4 Elevation of South Arches of Chancel, Elevation of South Wall Inside & Elevation of South Wall of South Chapel

Scale: $\frac{1}{4}$ in to 1ft

Insc: As above & *Reigate Church*, with dimensions & details of *Size of Organ* given

w/m: J. Whatman 1875

Pencil & pen (560 × 760), damaged

5-7 Preliminary design

5 Plan of nave showing seating

Scale: $\frac{1}{2}$ in to 1ft

Insc: *Reigate Church*, with dimensions given

Pen & pencil (535 × 660)

6 Rough sections through aisle & nave roofs

Scale: $\frac{1}{4}$ in to 1ft

Insc: *Reigate*

Pencil (330 × 530)

Verso: Sketch of mouldings

Pencil

7 Longitudinal Section through South aisle, South Elevation, W & E elevations & Sections of new aisle & organ chamber

Scale: $\frac{1}{2}$ in to 1ft

Insc: As above

Pencil (330 × 495)

8-10 Design for new aisle & organ chamber to S of S chancel aisle & design for new seats

8 Existing Plan & Proposed Plan of E parts of church & Longitudinal Section through Organ Chamber

9 East Elevation, West Elevation & South Elevation of new aisle & Section through Existing South Aisle & Sections across new aisle

8-9 Scale: $\frac{1}{2}$ in to 1ft

Insc: As above, *St Mary Magdalens Reigate* | *New Organ Chamber* &c. & labelled (in pencil), e.g. by S elevation

Existing windows reset with new tracery, by E elevation

new window, with stamp of the ICBS *Plans Approved* |

18th July 1876

w/m: J. Whatman 1875

Pen & coloured washes (440 × 640)

10 Elevation & section of New Seats & Transverse Section & Longitudinal Section through Roof of New Aisle & Organ Chamber

Scale: $\frac{1}{2}$ in to 1ft, $\frac{1}{8}$ FS

Insc: As above & *St Mary Magdalens Church* | *Reigate Surrey*, with stamp of the ICBS *Plans Approved* | 18th July 1876

s: G. Gilbert Scott junr | Architect

Pencil with brown & pale blue washes (415 × 535)

11-14 Contract drawings

11 Block Plan showing New Roofs

Scale: $\frac{1}{2}$ in to 1ft

Insc: As above & *S. Mary Magdalens, Reigate* | *No.2*, with details of costs of roofing given & H. R.

Franklin | *For Franklin & Son*

Pencil with blue & buff washes (535 × 660)

12 Cross-section, longitudinal section & FS details of New Roof to South Aisle

13 Cross-section, longitudinal section & FS details of New Roof to North Aisle

14 Cross-section, longitudinal section & FS details of New Roof to Nave

12-14 Scale: $\frac{3}{4}$ in to 1ft

Insc: As above, *S. Mary Magdalens Reigate, No.3* to *No.5* respectively, with instructions & dimensions given & parts marked *Omitted* & H. R. *Franklin* | *For Franklin & Son*

s: G. Gilbert Scott junr. Archt | 7 Duke St. Portland Place

Pencil with brown, blue & purple washes (535 × 660)

15-23 Working drawings

15-17 FS details of South Aisle Roof

Insc: As above & *Reigate Church*, with instructions given

s: No.16 G. G. Scott j

Pencil with buff, blue & pink washes (575 × 740, 575 × 740, 575 × 1400), torn

18 Elevation of West Door with some mouldings & Block for Carved Angel shown

Scale: $\frac{1}{8}$ FS

Insc: As above & *Reigate Church*, with dimensions given

Pencil (570 × 750)

19 Half-elevation of West Window

Scale: $\frac{1}{8}$ FS

Insc: As above, with instructions & dimensions given for fixing glazing & ironwork; verso addressed to *Messrs Burlison & Grylls* | *Newman Street* | *London W.*, postmark *Reigate* | *DE.8.76*

s: GGS

w/m: J. Whatman 1875

Pencil (565 × 775)

20 Full size elevation of Label Knees for window

Insc: As above & *Reigate Church*

Pencil (565 × 715)

21 Side & front elevations of Buttress & Chimney for heating apparatus on N aisle & rough elevation of N aisle

Scale: $\frac{3}{4}$ in to 1ft

Insc: As above & *Reigate Ch.*, with instructions & dimensions given; verso addressed to *Franklin*, postmark 11.1.75

s: G. G. Scott j

Pencil (535 × 660)

Verso: FS detail of tracery & shield

Pencil

22 Elevation & section of Chimney for Heating apparatus (sic)

Scale: $\frac{1}{8}$ FS

Insc: As above, with instructions

Pencil (390 × 560), damaged

23 Ground Plan & detail sections of Warming Arrangements

Scale: $\frac{1}{2}$ in to 1ft

Insc: As above, *S. Mary Magdalens Church* | *Reigate* & labelled, with dimensions given

s: G. N. Haden & Son | *Engineers &c.* | *Trowbridge, Wilts*

d: Feb'y 11. 1875

w/m: J. Whatman 1873

Pen & coloured washes (365 × 530)

For gable cross see [86].

MSS: Account book; correspondence

Lit: Nairn & Pevsner, *Surrey*, 1970, p.423

Scott reported on the church in 1873; the restoration, which included a new S chancel aisle, reredos and top to the tower, was executed in 1874-77. The contractor was H. R. Franklin of Deddington, Oxon, and the cost was £6000.

ROYAL LEAMINGTON SPA

See LEAMINGTON SPA (Warwicks) [38]-[40]

[68] ST ALBANS (Herts): Cathedral church of St Alban
Preliminary design for return stalls, c.1879

Detail of canopy & 2 similar rough elevations of whole canopy

Scale: $\frac{1}{4}$ FS, $\frac{1}{2}$ in to 1ft

Insc: As above, *St Albans Stalls* & partly labelled, with dimensions given & 1 canopy elevation marked *not this*

Pencil (535 × 660), damaged

Verso: Elevation of stall fronts, section through seats
Scale: $\frac{1}{8}$ FS

Insc: *St Albans Abbey Stalls*, with some dimensions given
Pencil

MSS: Account book (for stalls); correspondence (for restoration)

Lit: (for stalls) *BN*, 1880, XXXVIII, pp.68, 77

(illus. by Thackeray Turner); (for restoration)

Sacristy, III, 1881, pp.129-32; *Recollections*, pp.320-326, 353-357, 425-431; Martin S. Briggs, *Goths & Vandals*, 1952, pp.186-193; P. Ferriday, *Lord Grimthorpe*, 1957, pp.93 et seq.

St Albans Abbey was being restored by Sir Gilbert Scott after 1871. When G. G. Jnr & J. O. Scott inherited the commission in 1878 the controversy with Sir Edmund Beckett over the raising of the pitch of the nave roof was beginning to flare. Although ostensibly in partnership, J. O. Scott was the architect for the restoration in 1878-80 and G. G. Scott's design for the stalls was published under his own name in *BN*, 16 January 1880. There was little chance of it being executed with Beckett's hatred of both conservative restorers and ritualists. After Beckett had obtained his faculty to restore the abbey in 1880, it was J. O. Scott who prepared an alternative design for the W front, but G. G. Scott was active in 1881 in the controversy over Beckett's monstrous design, agitating on behalf of the Society of Antiquaries and writing in the *Sacristy*. See also Scott, George Gilbert Snr [116]; Scott, John Oldrid [69]; Scott, John Oldrid & Scott, Charles Marriott Oldrid [30]; Scott, Charles Marriott Oldrid [46]; Blacking, William Henry Randoll.

[69] ST JOHN'S (Newfoundland, Canada): Cathedral church of St John the Baptist

Tracings of Sir Gilbert Scott's design, preliminary design, design & working drawings for the completion of choir & transepts; c.1879-84 (24):

1-3 Tracings, presumably taken from designs by Sir Gilbert Scott

1 Elevation of part of North Transept

Scale: $\frac{1}{4}$ in to 1ft

Insc: As above, *Newfoundland Cathl*, with dimensions given & *From a very rough sketch but possessing these few dimensions*

Pencil on tracing paper (290 × 500)

2 Elevation of part of North Transept

Scale: $\frac{1}{4}$ in to 1ft

Insc: As above, *Newfoundland Cathl* & *From a fair drawing apparently commenced by Mr Turner*

Pencil on tracing paper (300 × 370)

3 Elevation of East Gable

Scale: $\frac{1}{8}$ in to 1ft

Insc: As above, *Newfoundland Cathl* & *This is the only one I can find of East Gable*

Pencil on tracing paper (155 × 205)

4-11 Preliminary design, apparently unfinished

4 Incomplete North Elevation of transept & choir

Scale: $\frac{1}{8}$ in to 1ft

Insc: As above

Pencil (390 × 560)

5 Incomplete S elevation of transept & choir

Scale: $\frac{1}{8}$ in to 1ft

w/m: J. Whatman 1879

Pen & pencil (390 × 560)

6 Longitudinal section through chancel looking S & perspective of choir

Scale: $\frac{1}{4}$ in to 1ft (?)

w/m: J. Whatman 1879

Pen & pencil (565 × 780)

Verso: Incomplete section through tower & transepts looking E

Scale: $\frac{1}{2}$ in to 1ft

Pencil

7 Incomplete N elevation & interior elevation of N transept

Scale: $\frac{1}{2}$ in to 1ft

Insc: Dimensions given

Verso: Unfinished S elevation of S transept & interior elevation of S transept window

Scale: $\frac{1}{2}$ in to 1ft

Insc: Dimensions given & *Sent 20 Dec-1881*

w/m: J. Whatman 1880

Pencil (565 × 775)

8 Internal elevation of E end of choir

Scale: $\frac{1}{2}$ in to 1ft

Insc: Dimensions given

w/m: J. Whatman 1878

Pen & pencil (770 × 1020)

Verso: Incomplete E exterior elevation of choir

Scale: $\frac{1}{2}$ in to 1ft

Insc: Dimensions given

Pencil

9 Section through Tower and South Transept looking East

Scale: $\frac{1}{2}$ in to 1ft

Insc: As above & *Saint John's Cathedral Newfoundland*, with dimensions given

w/m: J. Whatman 1879

Pen & pencil (715 × 775)

10 Unfinished Longitudinal Section through choir looking South

Scale: $\frac{1}{2}$ in to 1ft

Insc: As above, with dimensions given

w/m: J. Whatman 1878

Pen & pencil (690 × 1025)

11 Incomplete half exterior & interior S elevation of S transept

Scale: $\frac{1}{2}$ in to 1ft

Insc: *Sent 7th Feb. 1883* / T.T. (Thackeray Turner)

Pencil (560 × 765)

12 Design

East Elevation

Scale: $\frac{1}{8}$ in to 1ft

Insc: As above & *Saint John's Cathedral Newfoundland* s: G. Gilbert Scott Architect | 26 Church Row | Hampstead N.W.

w/m: J. Whatman 1879

Pen on 2 sheets of paper joined, as if signature added subsequently (430 × 525)

13-24 Working drawings

13 North Elevation & internal elevation of base of North Transept

Scale: $\frac{1}{4}$ in to 1ft

Insc: As above, *St John's Cathedral Newfoundland* & labelled, with dimensions given

s: G. Gilbert Scott Architect | 26 Church Row | Hampstead N.W.

Pen on linen (355 × 910), damaged

14 FS Details of South Window of South Transept | Jamb & arch mould

Insc: As above, *Newfoundland Cathl*, with instructions & *Sent 20. Dec. 1881*

Pencil (575 × 1540)

Verso: FS Detail of Rose Window in South Transept & Buttress head to Buttress between lancets of S Transept

Insc: As above, *St Johns Newfoundland*, with instructions & *Sent 7. Feb. 1883*

Pencil

15 Elevation of part of East Wall (inside) of South Transept

Scale: $\frac{1}{2}$ in to 1ft

Insc: As above, with dimensions given & *Sent Sept 27 / 82*

Pencil (330 × 530)

Verso: Elevation of outside of East Wall of South Transept

Scale: $\frac{1}{2}$ in to 1ft

Insc: As above, with dimensions given

Pencil

16 Elevation of Exterior of Clerestory on East & West faces of North Transept

Scale: $\frac{1}{2}$ in to 1ft

Insc: As above, *Newfoundland Cathedral*, with instructions & dimensions given & *Sent May 8th 1883*

Pencil (535 × 660)

17 FS details of External cills on North Transept Clerestories

Insc: As above, *Newfoundland Cathedral*, with instructions & *Sent May 8th 1883*

Pencil (570 × 745)

18 Detail(s) of Lights under Clerestory Windows in South Transept

Scale: $\frac{1}{2}$ FS, FS

Insc: As above, *Newfoundland Cathedral*, with instructions & *Sent June 5th 1883*

Pencil (535 × 660)

19 FS details of Openings under clerestory windows in North Transept

Insc: As above, *Newfoundland Cathedral*, with instructions & *Tracing to Wills* | July 1. 1884

s & d: G. Gilbert Scott 17/6/84

Pencil with blue & buff washes (410 × 500)

Verso: FS Part Half elevation of Lights under clerestory windows North Transept

Insc: As above, with instructions & *Tracing to Wills* | July 1. 1884

Pencil with blue & buff washes

20 Front Elevation of Buttress Heads - North & South Transepts

Scale: 1in to 1ft

Insc: As above, *Newfoundland Cathedral*, with instructions & *Tracing to Wills* | Aug. 26 1884

s & d: G. Gilbert Scott 12/8/84

Pencil & buff wash (340 × 500)

21 Elevation of Buttress Gables to Buttresses of East End

22 Details of Buttress heads to N. S. & East Gables

21-22 Scale: 1in to 1ft, FS

Insc: As above, *Newfoundland Cathedral*, with instructions & *Tracing to Wills* | Aug 26. 1884

Pencil & buff wash (535 × 660, 500 × 940)

23 Elevation of part of Window in East GableScale: $\frac{1}{4}$ FSInsc: As above, *Newfoundland Cathedral*, with instructions & *Tracing to Wills* | Aug 26. 1884 s & d: G. G. Scott 22/8/84

Pencil & buff wash (500×670)

Verso: Details of above & elevation of *Window in apex of South Transept Gable*Scale: $\frac{1}{4}$ FS, FS

Insc: As above, with instructions

Pencil

24 Side Elevation & elevation of Cross on Gable Saddle StoneScale: $\frac{1}{4}$ FS, FSInsc: As above, *Newfoundland Cathedral*, with instructions & *Tracing to Wills* | Oct 28th 1884 Pencil & buff wash (500×1860)

MSS: Correspondence (with the MSS are kept photographs of the cathedral under construction)
Lit: *Builder*, XL, 1881, pp.99-103 (illus.); *BN*, XLIX, 1885, pp.446, 456, 688, 694 (illus.); *Builder*, LXIX, 1895, p.106; LXXI, 1896, p.37; LXXIII, 1897, p.454; B. F. L. Clarke, *Anglican cathedrals outside the British Isles*, 1958, pp.55-57; A. Gowans, *Building Canada &c.*, Toronto 1966, illus. 116; P. Stanton, *The Gothic Revival and American church architecture*, Baltimore 1968, p.155
When Scott was asked to continue the building of the cathedral in 1880, only the nave of his father's design of 1847 had been completed. For the choir and transepts Scott kept to the original plan but was permitted to make 'such modifications as he might judge desirable', which were largely concerned with the crossing tower. The new parts were structurally complete when the whole building was almost entirely destroyed by fire in 1892. It was rebuilt ostensibly under the guidance of G. G. & J. O. Scott, that is by John Oldrid Scott, immediately after, keeping to the design of the burned building. The choir and transepts were reopened in 1895. Giles Gilbert Scott later prepared designs for the completion of the building. See also Scott, George Gilbert Snr [119]; Scott, Giles Gilbert [151].

[70] SHERINGTON (Bucks): Church of St Laud

Design for lych-gate, c.1870 (2):

1 Plan & Back ElevationScale: $\frac{3}{4}$ in to 1ftInsc: As above & *Sherington* (sic) *Lychgate*, with some details of construction & dimensions given s: G. Gilbert Scott Junr | 24 Essex Street, Strand w/m: J. Whatman 1869

Pen & pencil with brown wash (505×675)

2 Front Elevation & Side ElevationScale: $\frac{3}{4}$ in to 1ftInsc: As above & *Sherington* (sic) *Lych-Gate* s: G. Gilbert Scott Junr | 24 Essex Street, StrandPen on linen, displaying large trademark of *The Vellum Tracing Cloth* | *Sagars Patent* (475×680)

MSS: Account book

The lych-gate was executed at a cost of £92.

[71] SHERINGTON (Bucks): School

Preliminary design for 1st scheme; preliminary design & design for revised scheme as executed, c.1870-71 (4):

1-2 Preliminary design for 1st scheme**1 Ground plan & 1st floor plan**Scale: $\frac{1}{8}$ in to 1ft

Insc: Partly labelled, with dimensions given

Pen & pencil (510×680), torn

2 Longitudinal section, end elevation & transverse sectionScale: $\frac{1}{8}$ in to 1ft

w/m: J. Whatman 1869

Pencil (560×780)

3 Preliminary design for revised scheme

End elevation with porch, transverse section & unfinished longitudinal section

Scale: $\frac{1}{8}$ in to 1ft

Pen on tracing paper (410×410)

4 Design for revised scheme as executed*Ground Plan & Roof & First Floor Plan*Scale: $\frac{1}{8}$ in to 1ftInsc: As above & *Sherington* (sic) *Schools* | *Reduced Plan* | *Office copy* & (in pencil) list of changes including *Omission of Classroom & Infant school reduced 2 feet*

s & d: G. Gilbert Scott Junr Archt | 24 Essex St Strand | London W.C. August 28th. 1871

Pen on backed tracing paper (340×460)

MSS: Account book

This village Board School was erected in 1871 for £850. It still stands, but much mutilated (1978).

[72] SKENDLEBY (Lincs): Church of St Peter
Survey drawings, preliminary design, design & working drawings for restoration & refitting, c.1875-77 (30):

1-2 Survey drawings**1 Rough Plan of Chancel**Scale: $\frac{1}{4}$ in to 1ftInsc: As above & *Skendleby Church*, with dimensions given

Pencil (225×505)

Verso: Rough detail of unidentified part of church

Pencil

2 Existing PlanScale: $\frac{3}{16}$ in to 1ftInsc: As above, *Skendleby Church* | No.0 & (in pencil) labelled, e.g. S porch marked *modern* w/m: J. Whatman 1874

Pen with blue, brown & buff washes (440×605)

3-6 Preliminary design

3 Plan showing nave enlarged to N, new NE vestry & new S porch

Scale: $\frac{3}{16}$ in to 1ftInsc: *Skendleby Church*, with dimensions & notes on restoration given, e.g. *Pews as at Raithby*

s: G. G. Scott j

Pencil (500×540)

4 Section of Nave looking East & E elevationScale: $\frac{3}{16}$ in to 1ftInsc: As above & *Skendleby Ch.*, with some dimensions & notes on roof construction given

w/m: J. Whatman 1874

Pencil (345×510)

Verso: Rough details

Pencil

5 South Elevation**6 West Elevation****5-6 Scale: $\frac{3}{16}$ in to 1ft**Insc: As above & *Skendleby Church*

Pencil (335×530, 330×440)

7-12 Design for restoration as in No.3**7 Plan****8 South Elevation****9 North Elevation****10 Longitudinal Section looking N****11 West Elevation & Section thro' Chancel****12 Section through Nave looking E & East Elevation**7-12 Scale: $\frac{3}{16}$ in to 1ftInsc: As above, *Skendleby Church* | *Lincolnshire* numbered No.1 to No.6 (in red pen) & inscriptions referring to omissions of S porch, vestry & NW & SE buttresses, with stamp of the ICBS *Plans Approved* | 21 March 1876

w/m: J. Whatman 1875

Pen with blue, buff & brown washes (420×640)

13 Elevations & sections of Nave SeatsScale: $\frac{1}{8}$ FSInsc: As above & *Skendleby Church* | *Lincolnshire* | No.10 (deleted) 8, with notes on construction given & ICBS stamp as Nos.7-12

Pen & brown wash (395×470)

14 Alternative simplified designs for Nave SeatsScale: $\frac{1}{8}$ FSInsc: As above, *Skendleby* & labelled, with dimensions given

Pencil on tracing paper (420×590), torn & damaged, backed

15-30 Working drawings**15 Cross Section showing Truss & Part of Longitudinal Section of Nave Roof**Scale: $\frac{3}{4}$ in to 1ftInsc: As above & *Skendleby Church* | No.8 (deleted) 7, with instructions & dimensions given & ICBS stamp *Plans Approved* | 21 March 1876s: G. Gilbert Scott Junr | *Architect*

Pencil with pink & blue washes (535×660)

16 Half-section showing Common Rafters, Half-section showing Truss & Part of Longitudinal Section of Chancel & Vestry RoofScale: $\frac{1}{2}$ in to 1ftInsc: As above, *Skendleby Church* | No.9 (deleted) 6 & *Vestry roof omitted*, with instructions & dimensions given & ICBS stamp & date as No.15

Pencil with pink & blue washes (535×660)

17 Plan of Chancel Paving showing positions of tiles with fliers showing specimens of tiles cut out from trade catalogueScale: $\frac{1}{2}$ in to 1ftInsc: As above, *Skendleby*, with details of tiles given & N.B. £15 allowed beyond the provisions | of the contract for chancel floor | *There is no more to spend*; addressed to Messrs White & Wood | *Builders* | *Alford* | *Lincolnshire* & (in blue crayon) *Alford Station* s: G. G. Scott junr

Pencil with yellow, red & blue washes (335×530)

18 Elevation of East Window showing traceryScale: $\frac{1}{8}$ FSInsc: As above, *Skendleby Church* | *Lincolnshire* & *Tracery to be set out full size & sent up to Mr Scott for correction*

Pen & pencil (510×530)

19 Elevations of gable at West End of Nave, East Gable of Nave & East End of Chancel & FS details of ventilator openingsScale: $\frac{3}{4}$ in to 1ftInsc: As above & *Skendleby Church* | *Ventilators in Gables*, with dimensions & instructions given

Pencil (535×660)

20 FS Details of Vestry RoofInsc: As above & *Skendleby Church*

Pencil & purple wash (535×660)

21-22 Preliminary working drawings
21 Internal & external elevations of *Chancel Door*

22 Internal & external elevations & FS details of
South Doors

21-22 Scale: $\frac{1}{8}$ FS
Insc: As above & *Skendleby Church*
Pencil (535 × 660)

23 Elevations & FS details of *Nave Door & Chancel Door*
Scale: 1in to 1ft
Insc: As above & *Skendleby Church*, with instructions & dimensions given
Pencil with brown & pink washes (535 × 660)

24 FS *Details of Nave Seats*
Insc: As above & *Skendleby Church* | No.11
Pencil & pen with dark green wash (370 × 450)

25 FS side elevation & section of *Front book board of both blocks of Nave Seats*
Insc: As above & *Skendleby*, with instructions
Pencil (570 × 790)

26 FS elevation of *Poppy head Ends* & section of *Chancel Seats*
Insc: As above & *Skendleby*, with instructions
Pencil (570 × 1280), torn

27 FS elevation of *Prayer Desk End of Chancel Seats*
Insc: As above & *Skendleby*, with instructions
s: G. G. Scott j
Pencil (570 × 980)

28 FS section of *Prayer Desk front*
Insc: As above, with instructions
Pencil (570 × 1050)

29 FS elevation of tracery & spandrel on *Chancel Screen*
Insc: As above & *Skendleby*, with instructions
s: G. Gilbert Scott j
Pencil (970 × 1250, irregular)
Verso: Preliminary rough design for restoration of *St Peter's Ipswich*
Insc: As above
Pencil

30 *Front Elevation, End Elevation, Plan* & details of *Altar*
Scale: 1in to 1ft, $\frac{1}{4}$ FS
Insc: As above, *Skendleby Church*, with dimensions given & instructions & *Stone Altar Slab to be of Portland or any other stone of that kind*
Pencil with blue, brown & purple washes (535 × 660)

MSS: Account book; correspondence
Lit: Pevsner & Harris, *Lincs*, 1964, p.362
Scott reported on the church in 1875; the work was executed in 1876-78 and included a new porch and vestry, widening the nave, and new nave and chancel seating, altar and pulpit. The contractor was White & Wood of Alford, Lincs, and the cost £2947 19s 2d.

[73] SPROXTON, nr Helmsley (Yorks): Church of St Chad
Survey drawings, preliminary design & working drawing for rebuilding on new site; design for wafer box; 1878-c.1879 (7):
1-2 Survey drawings
1 Rough *Plan, Section looking East*, elevation of *West & East End* & *Section looking West*
Scale: $\frac{1}{8}$ in to 1ft
Insc: As above & *Sproxtton Ch*, with dimensions given; verso, list of requirements 1. *East Window* | 2. *West do. if altered* | 3. *Bell* | 4. *Vestry* | 5. *Stove*
Pencil (220 × 340)

2 FS detail section of *till of East Window*
Insc: As above & *Sproxtton Ch*, with dimensions given
Pencil (220 × 340)
Verso: *Inside & outside elevations of E window & FS details*
Insc: As above, with dimensions given
Pencil

3-5 Preliminary design
3 Rough plan of interior showing vestries at W end & positions of *organ* & 2 *Single rows of Choir seats returned*
Insc: As above, *The organ is of course aloft, labelled & (in pencil) Is there any objection to this? There are not many people in Sproxtton, since being in the Choir leaves more room in the body*
Pen on tracing paper (120 × 190)
This plan was presumably enclosed in a letter to the Rev. C. N. Gray, vicar of Helmsley.

4 *North Elevation* showing chimney gable, *East Elevation*, section *looking East*, plan, section looking W & W elevation showing W gallery
Scale: $\frac{3}{16}$ in to 1ft
Insc: As above & ... (torn) *Church | Helmsley d: 30th Dec 1878*
Pencil on tracing paper (460 × 565), very torn & damaged, backed

5 Front & side elevations of wooden altar table
Insc: Dimensions given
Pencil on tracing paper, backed (230 × 330)

6 Working drawing
Plan of Paving of S half of interior showing position of screen & Green & Black tiles & Stone
Scale: $\frac{1}{2}$ in to 1ft
Insc: As above & *Sproxtton Ch | nr Helmsley | York*, with notes
Pen with green & blue washes on linen (150 × 490)

7 Design for silver wafer box
FS elevations of top & side
Insc: *Sproxtton Ch. | Wafer Box*, with instructions for fixing decorative monogram
Pencil (335 × 255)

MSS: Account book; correspondence
Lit: Pevsner, *N Yorks*, 1966, p.352
The C17 chapel of West Newton Grange was transferred to Sproxtton by Lord Feversham in 1878-79. Scott was the architect, as for the other churches in the Helmsley area, but in this case he delegated much responsibility to Temple Moore, who prepared the drawings and supervised the work. Designs for altar, screen and organ (not executed) were prepared by Moore and approved by Scott. Scott's design for the E window glass was executed by Burlison & Gylls in 1879.

Five drawings for Sproxtton by Temple Moore are preserved at Helmsley Vicarage, including designs for screen, organ & reredos.

[74] STROUD (Glos): Church of St Lawrence
Working drawings for reredos, c.1870-71 (6):
1 FS details of mouldings
Insc: Verso *Stroud Reredos*
Pencil (535 × 660)

2-3 FS details of tracery & finials
Pencil on tracing paper (740 × 960, 610 × 1070)

4-5 FS details of mouldings
Insc: No.4 *Stroud Reredos*
Pencil on tracing paper (700 × 740)

6 FS details of mouldings
Insc: *Reredos - Stroud*
Pencil on tracing paper (740 × 970)

MSS: Account book
Lit: *Builder*, XXX, 1872, p.692; John Libby, *Twenty years' history of Stroud, 1870-1890*, p.13
The reredos in memory of William Stanton was designed in 1870-71. The architectural carving was executed by Morris Geflowski, the sculpture by E. Edward Geflowski. It was installed in 1872 at a total cost of £600.

TEWKESBURY (Glos): Abbey church of St Mary the Virgin
See Scott, George Gilbert Jnr & Scott, John Oldrid [9]

WASHINGTON (Durham): Church of the Holy Trinity
See [153]

[75] WHISSENDINE (Rutland): Church of St Andrew
Working drawings for altar, c.1868-70 (2):
1 FS details of *Altar*

2 FS details of altar

1-2 Insc: As above & *Whissendine*, with instructions & dimensions given; verso G. G. Scott Esq. *Junr* | 31 *Spring Gardens*
Pencil (530 × 660), damaged

MSS: Account book
Lit: Pevsner, *Leics & Rutland*, 1960, p.333
Whissendine church was restored under the general direction of G. G. Scott Snr in 1865-70, and Scott after 1867 seems to have acted for his father there. The church was reopened in 1870.

WICKENBY (Lincs): Church of St Peter & St Laurence
Working drawing for lectern
See [35].21

Working drawing for porch gable cross
See [84]

MSS: Account book; correspondence
Lit: Pevsner & Harris, *Lincs*, 1964, p.421
Scott restored Wickenby church in 1877-78 and built a new W tower. The cost was £2883 18s.

[76] WINDSOR, OLD (Berks): Church of St Peter
Design & working drawings for screen, c.1871 (4):
1 Design
Elevation of Screen for West End
Scale: 1in to 1ft
Insc: As above, *Old Windsor Church & £55 fixed*
s: G. Gilbert Scott, Jun. | *Architect* | 24 *Essex Street, Strand* | London
w/m: J. Whatman 1871
Pencil & grey wash (480 × 635)

2-4 Working drawings
2-3 Preliminary working drawings
2 FS elevation of *Tracery of Gates* & details
Insc: As above & *Old Windsor Church, Screen*, with instructions & some dimensions given
Pencil (600 × 960)

3 FS elevation of tracery & details
Insc: *The tracery of the gates | must be drawn out | separately*, with instructions & dimensions given
Pencil (535 × 660)
Verso: FS details of screen
Insc: *S. Matthes* | 79 *Manners Street* | *Cheyne Walk* | *Chelsea*, with instructions & dimensions given
Pencil

4 FS elevation of tracery & details
Insc: *Old Windsor Church* | *Screen at West End*, with instructions & some dimensions given
s: G. Gilbert Scott Jun | 24 *Essex Street* | London W.C.
Pencil with brown & blue washes (660 × 990)

MSS: Account book

Lit: Pevsner, *Berks*, 1966, p.189

The church was restored by G. G. Scott Snr in 1863-64, when the shingled spire and wooden porch were added. The screen at the W end of the nave was made by H. R. Franklin of Deddington, Oxon, and cost £55.

[77] WYTHAM-ON-THE-HILL, nr Bourne (Lincs): Church of St Andrew

Designs & working drawings for restoration & refitting, c.1873-74 (17):

1-2 Design for restoration of chancel

1 *Plan & South Elevation* of chancel

2 *Cross Section* through chancel looking W showing screen & *Longitudinal Section* of chancel

1-2 Scale: $\frac{3}{16}$ in to 1ft

Insc: As above & *Wytham on the Hill. Chancel | Proposed Restoration | No.1 & No.2*

s: G. Gilbert Scott jnr | *Architect*

Pen with brown, purple & buff washes (380 × 550)

3-5 Design for reseating

3 *Plan of nave* showing seating

Scale: $\frac{3}{16}$ in to 1ft

Insc: *Wytham on the Hill Church*, with some dimensions & details of accommodation given

Pencil with brown & grey washes (530 × 330), torn at bottom

4 *Plan of Proposed Reseating* of nave

Scale: $\frac{3}{16}$ in to 1ft

Insc: As above & *Wytham-on-the-Hill Church*, with some pencil dimensions & details of accommodation given

s: G. Gilbert Scott jun. *Architect | 7 Duke Street. London*
Pen with brown, blue & buff washes (535 × 660)

5 *Plan of Proposed Chancel Seating*

Scale: $\frac{1}{2}$ in to 1ft

Insc: As above, *Wytham on the Hill Ch.* with dimensions given & *Two steps proposed into chancel | there were formerly three*

s: G. G. Scott j | *Architect*

Pen with brown wash on tracing paper (280 × 330)

6-7 Two alternative preliminary designs for screen, neither executed

6 *Elevation of screen & FS sections*

Scale: $\frac{1}{2}$ in to 1ft

Insc: *Wytham on the Hill Church | Proposed New Screen*, with dimensions given

Pencil (535 × 660)

7 *Elevation of screen & FS sections*

Scale: $\frac{1}{2}$ in to 1ft

Insc: *Wytham*, with dimensions given

Pencil (535 × 660)

8-16 Working drawings

8 *Section & longitudinal section through Chancel Roof & details*

Scale: 1in to 1ft, $\frac{1}{2}$ in to 1ft, $\frac{1}{4}$ FS

Insc: As above & *Wytham-on-the-Hill*, with instructions & dimensions given

s: G. G. Scott jun

Pencil with brown, red & blue washes (535 × 660)

9 *Half Exterior & Half Interior elevations & FS*

details of *North Door & South Door*

Scale: 1in to 1ft

Insc: As above & *Wytham Church*, with instructions & dimensions given

s: G. G. Scott jnr

Pencil with brown, red & blue washes (535 × 660)

10 *Interior & exterior elevations & FS details of hinge for Chancel door*

Scale: 1in to 1ft

Insc: As above & *Wytham Church*, with instructions & dimensions given

s: G. G. Scott jnr

Pencil with brown & blue washes (515 × 565)

11 *Elevations & FS details of nave seats*

Scale: 1in to 1ft

Insc: *Wytham on the Hill Ch.* & labelled, with instructions & dimensions given

s: G. Gilbert Scott jnr

Pencil with brown wash (535 × 660)

12 *Preliminary design*

Elevations of chancel Stalls

Scale: 1in to 1ft

Insc: As above & *Wytham Church*, with dimensions given

Pencil (430 × 560), torn

13 *Elevation, elevation of backs & FS details of Chancel Seats* differing slightly from No.12

Scale: 1in to 1ft

Insc: As above & *Wytham Church*, with instructions & dimensions given

Pencil with brown & blue washes (535 × 660)

14 *Plan & elevation of new base for old font*

Scale: 1in to 1ft

Insc: As above & *Wytham on the Hill Ch.* with instructions

s: G. G. Scott jun

Pencil with grey wash (440 × 480)

Verso: Rough drawings of details, including *pulpit desk iron*

15 *Plan & elevations of West Side & South Side of Pulpit*

Scale: 1in to 1ft

Insc: As above, *Wytham on the Hill Church*, with instructions & dimensions given & *tracery simplified | see details*

s: G. Gilbert Scott j

Pencil with brown & blue washes (330 × 530)

16 *FS elevation of Nave Gable Cross*

Insc: As above & *Wytham Ch.* with instructions; verso *Gable Crosses | No.1*

Pencil with brown & blue washes (570 × 720)

For a further drawing for a gable cross see [84].

17 *Contractor's drawing for tiles on altar steps*

Plan

Scale: $\frac{1}{2}$ in to 1ft

Insc: *Wytham on the Hill Church | Plan 1360*, with details of types of tile & *Messrs Franklin & Son | Deddington | November 1873*

s: (embossed) *Minton, Hollins & Co. | Patent Tile Works | Stoke upon Trent*

Pen with yellow & grey washes (200 × 340)

For working drawing for communion rail see [11].1.

MSS: Account book; correspondence

Lit: Pevsner & Harris, *Lincs*, 1964, p.714

The church was restored in 1873-74 at a cost of £1969 17s 11d; the work included new nave and chancel seating, pulpit, reading desk and base for the font.

[78] WOOLPIT (Suffolk): Church of St Mary the Virgin
Preliminary design & working drawings for pulpit, c.1883 (4):

1 *Preliminary design*

Elevation

Scale: $\frac{1}{8}$ FS

Insc: *Woolpit Pulpit*

Pencil on tracing paper, backed (220 × 480)

2-4 Working drawings

2 *Elevation of top of pulpit & FS Details of Pulpit*

Scale: $\frac{1}{8}$ FS

Insc: As above & *Woolpit Church*, with instructions & dimensions given

Pencil with brown & blue washes (560 × 1040), damaged

3 *FS Details of Pulpit*

Insc: As above & *Woolpit Pulpit*, with instructions

Pencil with brown & blue washes (560 × 850), damaged

4 *FS details of Pendant tracery*

Insc: As above & *Woolpit Pulpit*

Pencil with brown & blue washes (240 × 570)

MSS: Account book

The woodwork was executed in 1883 by James Elwell of Beverley, and with its marble base cost £99 17s.

[79] WOOLTON HILL, nr Newbury (Hants): Vicarage
Designs for 3 alternative schemes & contract & working drawings for 3rd scheme as executed, c.1874-76 (9):

1 *Design for 1st scheme* for house of 5 bays with large twin gables [Fig.83]

South Elevation & North Elevation with alternative design for window pencilled in margin

Scale: $\frac{1}{8}$ in to 1ft

Insc: As above & *Parsonage House | Woolton Hill*

s: G. Gilbert Scott Junr. *Architect*

Pen (315 × 565)

2-4 *Design for 2nd scheme* with 2 tall dormer/gables & asymmetrical fenestration

2 *Ground Plan, First Floor plan, Attics plan & Roof Plan*

3 *East Elevation* with pitch of roof altered in pencil & 2 *Sections*

4 *North Elevation, West Elevation & South Elevation* [Fig.84]

2-4 Scale: $\frac{1}{8}$ in to 1ft

Insc: As above & *New Vicarage House | Woolton Hill, Nr Newbury*, with some dimensions given in pencil on plans

s: *Architect G. Gilbert, Scott | 7 Duke Street | Portland Place | London W.*

w/m: J. Whatman 1874

Pen with brown & blue washes (495 × 655)

5-8 *Contract drawings for 3rd scheme* as executed, similar to 2nd scheme but detail simplified with small dormers instead of gables

5 *Block Plan. Showing Drains and Levels*, belonging with Nos.2-4 but used as contract drawing

Scale: $\frac{1}{32}$ in to 1ft

Insc: As above, *New Vicarage House | Woolton Hill Nr Newbury & Saml Elliott*

s: G. Gilbert Scott | 7 Duke Street | Portland Place | London W

Pen (450 × 650)

6 *Ground Plan, First Floor plan, Attics plan & Roof Plan* altered in pencil

7 *East Elevation & 2 Sections*

8 *South Elevation, West Elevation & North Elevation* [Fig.85]

6-8 Scale: $\frac{1}{8}$ in to 1ft

Insc: As above, *New Vicarage House | Woolton Hill | No.1 to No.III & Saml Elliott*

s: ... (blank) *Architect | 7 Duke St | Portland Place*

w/m: J. Whatman 1874

Pen with brown & blue washes (485 × 660)

9 Working drawing

Elevation & FS details of dormer window

Scale: 1in to 1ft

Insc: *New Vicarage House Wootton Hill*, with dimensions given & instructions
Pencil with orange & red washes on backed tracing paper (230×470)

MSS: Account book; correspondence

The first designs for the vicarage were rejected by the client, the Rev. D. T. Moore, in 1874 for both aesthetic and financial reasons. It was built in 1875-77 by Samuel Elliott of Newbury for £1553.

[80] WOOTTON WAWEN, nr Henley-in-Arden

(Warwicks): Church of St Peter

Survey drawings; preliminary design & 1st design for reseating & enlargement; design, contract & working drawings for restoration, refitting & enlargement as executed; 1877-c.1882 (22):

1-2 Survey drawings

1 Rough survey plans of exterior & interior

Insc: *Wootton Wawen Ch.*, with dimensions given

d: July 12, 1877

Pencil (370×415)

Verso: Rough plan of seating

Insc: Dimensions given

Pencil

2 Plan corresponding with No.6

Scale: $\frac{3}{16}$ in to 1ft

Insc: *Wootton Wawen Church*, with some dimensions given & (in pencil) *Present Accommodation . . . 193 | New Arrangement . . . 219*

w/m: J. Whatman 1876

Pen (505×675)

3 Preliminary design

Plan as existing with new N vestry roughly pencilled in

Scale: $\frac{3}{16}$ in to 1ft

Insc: Some dimensions given

Pencil (535×660)

4 First design, not as executed

Plan Shewing Proposed Arrangement with new vestry to N of central crossing tower, new seating in nave with pulpit by N wall & heating chamber to N of old chancel

Scale: $\frac{3}{16}$ in to 1ft

Insc: As above, *Wootton Wawen Church*, labelled & *Accommodation . . . 194* & (in pencil) *Wrong & shift pulpit?*

s: G. Gilbert Scott | 31 Spring Gardens | London

w/m: J. Whatman 1878

Pen with buff, brown & blue washes (540×730)

5 Design for vestry as executed

Plan, West Elevation, North Elevation, Section looking South & Section looking East

Scale: $\frac{3}{16}$ in to 1ftInsc: As above & *Wootton Wawen Church | Vestry*

s: G. G. Scott

Pencil with coloured washes (335×570)

6-15 Design, 7 drawings used as contract drawings

6 *Plan Shewing Existing Arrangement A.D. 1879*Scale: $\frac{3}{16}$ in to 1ft

Insc: As above, *Wootton Wawen Church | No.0*, with details of accommodation & H. R. Franklin

s: G. Gilbert Scott | 31 Spring Gardens | London

w/m: J. Whatman 1878

Pen with buff, brown, pink & blue washes (535×750)

7 *Plan* showing new vestry to N of central tower, altar under tower, reseating of nave & S aisle leaving pulpit by S arcade & heating chamber at W end of nave

Scale: $\frac{3}{16}$ in to 1ft

Insc: As above, *Wootton Wawen Church (St Peters) | No.1* & labelled, with details of accommodation totalling 219 & stamp of the ICBS *Plans Approved | 20 FEB 80 & H. R. Franklin*

s: G. Gilbert Scott, M.A., *Arct | 31 Spring Gardens | London*

Pen with buff, brown, blue & maroon washes (485×720)

8 *Plan & section of Heating Chamber at West End of Nave*

Scale: $\frac{1}{2}$ in to 1ft

Insc: As above & *No.II*, with instructions & dimensions given & stamp of the ICBS *Plans Approved | 20 FEB 80 & H. R. Franklin*

s: G. Gilbert Scott | *Architect | 31 Spring Gardens | London*

Pencil with orange, blue & buff washes (535×660)

9 Sections of new nave roof showing parapet & pinnacles, plan of rafters & details

10 Section of new aisle roof (?), plan of rafters & details

9-10 Scale: 1in to 1ft, $\frac{1}{4}$ in to 1ft, $\frac{1}{4}$ FS

Insc: *No.III & No.IV*, with instructions & dimensions given, e.g. *position of tie beams to be fixed on the ancient corbels* & stamp of the ICBS *Plans Approved | 20 FEB 80 & H. R. Franklin*

Pencil with brown & blue washes (535×660)

11 Plan looking up & details full size of Tower ceiling

Scale: $\frac{3}{16}$ in to 1ft

Insc: As above, *Wootton Wawen Church | No.V*, with instructions & dimensions given & *Tender to state prices for this ceiling | 1st in oak | 11nd in red deal* & stamp of the ICBS as No.7

Pencil & brown wash (535×660)

12 *Plan & FS details of Tower ceiling* (a higher ceiling than No.11)

Scale: $\frac{1}{2}$ in to 1ft

Insc: As above, *Wootton Wawen & in oak*, with instructions

s: G. Gilbert Scott *Architect & 31 Spring Gardens | London*

Pencil with green wash (570×720)

13 Elevations & section of Moveable Seats

Scale: $\frac{1}{8}$ FS

Insc: As above, *Wootton Wawen Church | No.VI* & labelled, with dimensions given & stamp of the ICBS as Nos.7-10

Pencil & brown wash (330×530)

14 Unfinished South Elevation

15 *Section looking East, Section looking South & elevation of Inside of Clerestory*

14-15 Scale: $\frac{1}{8}$ in to 1ft, $\frac{1}{2}$ in to 1ft

Insc: As above, *Wootton Wawen Ch.*, with some dimensions given & H. R. Franklin

Pencil (380×560)

16-19 Working drawings

16 Elevations of door & North Window of Vestry

Scale: 1in to 1ft

Insc: As above & *Wootton Wawen Ch.*, with instructions & dimensions given

Pencil with blue, brown & buff washes (535×660)
Verso: FS details of vestry

Pencil & brown wash

17 *Details of clerestory windows & battlemented parapet*

Scale: 1in to 1ft, $\frac{1}{4}$ FS

Insc: As above, with instructions & dimensions given
Pencil with buff & blue washes (390×560)

18 *Plan of beams of Tower ceiling*

Scale: 1in to 1ft

Insc: As above & *Wootton Wawen Ch. Henley in Arden*, with details of construction & dimensions given

Pencil with blue & green washes (535×660), damaged
Verso: Preliminary design for details of tower ceiling
Pencil

19 *Plan of church showing wood block floor in nave & black & white marble under tower*

Scale: $\frac{1}{2}$ in to 1ft

Insc: As above & *Wootton Wawen Ch.*, with dimensions given & instructions

Pencil with blue & buff washes (575×920)

20-22 Survey drawings & working drawings for fittings

20 *Elevation, plan & FS details of Pulpit*Scale: $\frac{1}{8}$ FS

Insc: As above & *Wootton Wawen*, with instructions & dimensions given

Pencil (535×660)

21 Survey drawing

Elevation of Font

Scale: 1in to 1ft

Insc: As above & *Wootton Wawen Church*, with dimensions given

Pencil (125×175)

22 *Plan of Steps to Font*

Scale: 1in to 1ft

Insc: As above & *Wootton Wawen Church*, with dimensions given

s: G. Gilbert Scott | *Architect*

Pencil (180×225)

Lit: Pevsner & Wedgwood, *Warwicks*, 1966, p.480

The restoration was carried out in 1880-81 by H. R. Franklin of Deddington, Oxon, for £1850 4s 6d and included a new vestry, new seats, and renewing of woodwork. The pulpit was restored and the old font put on a new base.

WYBERTON (Lincs): Church of St Leodegar
See [155]

[81]-[88] Designs for miscellaneous architectural details

[81] Working drawing for small aperture in stonework

FS elevation & sections

Insc: *Ventilation Piercings*; verso *Gable Crosses*

s: G. G. Scott jnr | 7 Duke St | Portland Place | London

Pencil with buff & grey washes (330×420)

[82] Preliminary design for entrance in a wall with a pair of metal gates

Four rough perspective drawings of alternative designs

Pencil (330×540)

Verso: Rough details of mouldings

Insc: *X-College Hall, Cambridge* (see [10])

Pencil

[83]-[86] Designs for gable crosses

[83] Preliminary design

Scale: $\frac{1}{4}$ FS

Insc: Some dimensions given

Pencil (330×535)

[84] Working drawings used for several different churches

FS elevation & sections of gable cross

Insc: *Wytham Ch* (erased), *Pevensey Ch* (deleted), *Wickenby Porch Cross* (erased), *To be returned to | G. G. Scott | 7 Duke St | Portland Place | W. & Rather Small*; verso *Gable Crosses | No. III & Porch | Pockley Ch*

s: G. G. S. j
Pencil with brown & blue washes (570 × 720)

[85] FS elevation of gable cross

Insc: *Nunburnholme Ch | Gable Cross for East End* (deleted) & *Pevensey*, with instructions, *Select a very hard & good stone & Cross doweled into saddlestone | & run with lead-copper rod | as described in specification*; verso *Chancel Pockley Church*

s: G. G. Scott jun
Pencil with green & blue washes (530 × 660)

[86] Partial FS elevation of gable cross

Insc: Instructions; verso addressed to *Messrs Franklin & Sons | Deddington | Oxon*, postmarks *Reigate | JY 30 77 & Oxford | JY 31 77*

Pencil (570 × 990), torn

[87] Design (?) for heraldic stained glass with

repeating motto *Feyth, fully, serve*

Insc: As above, with details of colours

s: Verso *G. Gilbert Scott*

Pen with red & blue washes on backed tracing paper (250 × 350)

[88] Preliminary design & working drawing for E window of an unidentified church (2):

1 Preliminary design

Elevation of E wall of chancel showing window, line of roof & reredos

Insc: Some dimensions given

Pencil (190 × 265)

2 Preliminary working drawing

Elevation of E window showing unusual tracery of general Geometrical configuration with Decorated cusping

Scale: 1 in to 1 ft

Insc: Labelled, with dimensions given & instructions, e.g. *not sharp enough quite & ironwork as in new chancel aisle windows*

Pencil (535 × 660)

Verso: Rough elevations of chancel parclose screens, possibly early sketch designs for Ashe church (see [2])

Insc: *iron screens at Xanten & renaissance screen at Bourges | Gothic version*

Pencil

[89]-[137] Designs for church decoration (including diaper patterns & embroidery), church furniture & fittings, domestic decoration (including embroidery, friezes & wallpapers) & domestic furniture

A large proportion of these designs were made for the firm of Watts & Co. Watts ('What's in a name?') & Company, 'Ecclesiastical and Artistic Furnishers', was founded as a partnership between Scott, George Frederick Bodley, Thomas Garner and Francis William Davenport at least as early as 1874. The company was incorporated in 1879 and installed at No. 30 Baker Street. The four founders were then joined by Arthur Wilson, Dukinfield Henry Scott and George Augustus Macrone on the board of directors, of which Bodley was chairman until his death in 1907. The company manufactured woodwork, metalwork, embroidery, textiles, wallpaper, jewellery &c for both churches and houses, designs for which were supplied by the 'Art Directors' - Scott, Bodley and Garner. The creation of the company explains why both Bodley and Scott ceased to employ Morris & Co. after the 1860s, as they wished to have complete control over the details of their buildings. Similarly, they used the firm of

Burlison & Grylls for stained glass and stencilled decoration, often supplying the designs.

In Scott's churches frontals were almost always made by Watts & Co., and houses, such as the vicarage at Leamington, were entirely furnished by the firm. Scott ceased to be involved with the company after 1883; his place was taken by his son Giles in 1905. Although much reduced in range, the company continues to deal in ecclesiastical embroidery and fittings under the guidance of Scott's grand-daughter, Elizabeth Hoare, and one of Scott's wallpapers, the Genoese [116], is still manufactured, as well as several by Bodley.

[89]-[94] Church decoration

[89] FS floral design for diaper pattern

Insc: *No. I & To be returned to G. Gilbert Scott | 7 Duke St. Portland Place*

s: (in pencil) *G. Gilbert Scott*

Pen (255 × 355)

[90] FS design for repeating diaper pattern

Insc: *No. IV*, with letters referring to colours & *To be returned to G. Gilbert Scott | 7 Duke St. Portland Place*

Black & red pen on linen (300 × 950)

[91] FS design for *Embroidery for a super frontal*, 1876 [Fig. 77]

Insc: As above, *No. VI*, with instructions for applying white silk rose on red velvet & *To be returned to G. Gilbert Scott junr | at 7 Duke St. Portland Place. London W.*

d: June 1876

Pen (255 × 355)

This design was possibly used for Raithby [64] church with design [92] for a super-frontal.

[92] FS floral motif for a super-frontal

s: (in pencil) *G. Gilbert Scott*

Pen on linen (190 × 300)

Scott used several standard pattern designs; for others see FRINSTED [24], MOULSOE [53].4, NEWPORT PAGNELL [54].4 & RAITHEY [64].13.

[93] Designs for emblems of the 4 Evangelists, presumably for an altar frontal (4):

1 St Matthew

2 Lion of St Mark

3 Winged bull of St Luke

4 Eagle of St John

1-4 Insc: No. 2 marked at bottom *Gold Fringe*; No. 3v *Emblems - Evangelists*

s: No. 3v *G. G. Scott Esq. Jun.*

Pen & pencil (280 × 420)

[94] FS design for repeating pattern, probably for altar frontal

Pencil (550 × 1160)

Prov: Richard Gilbert Scott, 1975

[95]-[104] Church furniture & fittings

[95] Working drawing for brass altar candlestick, 1879

FS Plan & elevation

Insc: As above, with some instructions & *Watts & Co.*; verso *Gothic Candlestick*

s: *G. Gilbert Scott*

Pencil with buff & orange washes (535 × 660)

MSS: Account book

[96] Working drawing for large brass candlestick

FS elevation

Pencil with yellow wash on tracing paper (380 × 1480), damaged & backed

[97] Working drawing for iron standard candlestick, 1879

FS elevation

Insc: *Watts & Co. | 30 Baker Street London*

s: *G. G. Scott*

Pencil (570 × 1680), stained

MSS: Account book

[98] Design for brass 3 branched altar candlestick, 1879

FS elevation [Fig. 76]

Insc: *Watts & Co. | 30 Baker St*

s: *G. Gilbert Scott Architect | 31 Spring Gardens | London*

w/m: J. Whatman 1876

Pencil & buff wash (570 × 675)

MSS: Account book

[99] Design for font for unidentified church

Plan & Elevation

Scale: 1 in to 1 ft

Insc: As above, with some dimensions given

Pencil on tracing paper (190 × 250)

[100] Design for organ in gallery, stalls & Reading Desk in style of Wren, possibly for Hampstead parish church

Elevation

Insc: As above & notes on continuing gallery fronts

Pen & pencil (275 × 360)

For Scott's design for alterations to Hampstead parish church, c. 1872, see [49].

[101] Working drawings for Prie-dieu (2):

1 FS Plan & side elevation

2 FS front elevation

1-2 Insc: As above, & *Prie Dieu*; No. 1v *Watson & Viney | Printers | Aylesbury*

Pencil (570 × 1150), damaged

[102] Design for nave seats for an unidentified church

Front & side elevations

Scale: 1/8 FS

Insc: Labelled, with dimensions given & *Recd. Back from | Lincoln Sept 24th - 75*

Pencil & grey wash (530 × 660)

[103] Working drawing for an unidentified triptych in Continental Late Gothic manner

FS detail of tracery & rough side elevation of whole triptych

Insc: *Triptych* (sic)

s: Verso *G. G. Scott junr*

Pencil & blue crayon (440 × 850, irregular)

[104] Working drawing for altar flower vase

FS elevation of base, plan & detail of inscription on rim

Insc: *Mountings for China | Two - Altar Vases - for flowers & Watts & Co.*; verso, instructions, *Altar Vases | mounting for Porcelain ones*

s: *G. Gilbert Scott*

w/m: Kingsford 1877

Pencil with blue wash on blue paper (350 × 420)

[105]-[118] Domestic decoration

[105] FS details for embroidery (?) (5)

Pen on linen (200 × 260 approx.)

[106] Designs for floral motifs for embroidery (?) (4)

Insc: No. 1 *Arbutus*, *Winter*, No. 2 *Spring*, *Daffodils & wood anemone* | *Let me have the colored back as it belongs | to Mr Holiday when you have done with it*

Pencil (250 × 200)

[107]-[109] Designs probably for embroidery bedspreads

[107] Plan

Scale: $\frac{3}{4}$ in to 1 ft

Insc: No. 1

s: N. Scott (i.e. Mrs Ellen Scott) / 26 Church Row / Hampstead

Pencil (100 x 160)

[108] Plan

Pencil (260 x 360)

[109] Plan

Scale: 1 in to 1 ft

s: N. Scott (i.e. Mrs Ellen Scott) / 26 Church Row / Hampstead

Pencil (260 x 360)

[105]-[109] Prov: Richard Gilbert Scott, 1975

[110] Working drawings for floral frieze pattern (4):

1-2 FS for oval shape

3-4 FS for corner of straight-sided shape

1-4 Pencil (570 x 760 to 570 x 1200)

These are possibly for a ceiling in Garboldisham Manor [26].

[111] FS working drawing for frieze pattern

Pencil (330 x 530)

[112] FS design for frieze pattern

Pen & pencil on linen (350 x 540)

[113] FS design for blackletter inscription

Insc: *Diffusa Est Gratia In Labiis Tuis*

Pencil (290 x 1400)

[111]-[113] Prov: Richard Gilbert Scott, 1975

[114] FS design for classical garland swag, possibly for Garboldisham Manor [26]

s: G. G. Scott junr / 12 Cecil Stree ... (cut); verso G. Gilbert Scott Esqre / 7 Duke Street / Portland Place

Pencil on backed tracing paper (485 x 660), damaged

[115] Design for tile surround to fireplace

FS elevation of single tile

Insc: Labelled

Pencil with blue wash (245 x 255)

Prov: Richard Gilbert Scott, 1975

[116] FS working drawing squared-up & pricked for transfer for Genoese wallpaper for Watts & Co., 1877

Pencil (535 x 660)

MSS: Account book

[117] FS working drawing squared-up for wallpaper

(?) repeating vertically

Pencil (460 x 570)

[118] FS design for wallpaper

Pencil on linen (330 x 480)

[117]-[118] Prov: Richard Gilbert Scott, 1975

[119]-[137] Domestic furniture

[119] Working drawing for bidet

FS plan of bowl & elevation of leg

Insc: *Bedet (sic) in walnut wood frame with iron basin - japanned white, with instructions, e.g. Send deal model of the leg to 26 Church Row / Hampstead*

s: G. G. S. j

Pencil (530 x 660)

[120] Design & working drawing for chair for London School Board (2):

1 Side & front elevations & plan of seat

Scale: $\frac{1}{4}$ FS

Insc: *to be executed in oak / G. Kerrinson / GGS, with dimensions given & instruction & some parts labelled, e.g. concealed castor*

s: GGS j

Pencil (530 x 660)

2 FS plan & side & front elevations

Insc: *As above, The Chair / for the London School Board, labelled & Kerrinson Furniture; verso addressed to Messrs Wats & Co. (sic) / 7 Duke Street / Portland Place*

Pencil (2500 x 3280)

[121] Design for chair in C17 style with deep padded seat

Front & side elevations & FS details

Scale: 2 in to 1 ft

Pen & brown wash (250 x 360), damaged

[122] Working drawings for wooden chair with caned seat (2):

1 FS side elevation & plan of seat (caned), with pencil rubbing to show size of caning

Insc: As above

s: G. Gilbert Scott j

Pencil & grey wash (570 x 940), damaged

2 FS elevation of chair back

Insc: As above

Pencil & grey wash (520 x 635)

[123] Working drawings for wooden chair with tall straight back, possibly used for Garboldisham Manor [26] (2):

1 FS front elevation

2 FS side elevation

1-2 Insc: Verso *Gld (?) Furniture - Chair & Cabinet in D. Room*

Pencil (570 x 1190), damaged

A set of these dining-room chairs was made for Scott. They are now in the possession of Richard Gilbert Scott at Hollis Street Farm, Ninfield, Sussex.

[124] Working drawing for light wooden armchair
FS elevation of Back of arm-chair, plan of Seat & Side view of arms of chair

Insc: As above, with some instructions & dimensions given

s: G. Gilbert Scott junr

Pencil & brown wash (570 x 1150)

[125] Design for chimneypiece probably for the Rev. Alfred Ainger at No. 2 Upper Terrace, Hampstead, London

Elevation

Scale: 1 in to 1 ft

Insc: *Mantle-piece for Mr Ainger / Watts & Co. & labelled, with dimensions given*

Pencil with buff & grey wash (255 x 355), damaged

[126] Design for handle & escutcheon plate for chest of drawers (?)

FS elevation

Pencil & grey wash (320 x 400), damaged &

presumably torn from scale drawing of chest of drawers

[127] Design for door knocker bearing date 1879

FS elevation

Insc: As above

w/m: J. Whatman 1878

Pencil (255 x 280)

[128] Designs for ornamental door latches (2):

1 FS elevation, top elevation & section of 1st design

2 FS elevation & section of 2nd design & elevation, top elevation & section of 3rd design

1-2 s: G. G. S. jr

Pencil & grey wash (250 x 365)

[129] Design for settle

End, Front & Back elevations & FS details

Scale: 1 in to 1 ft

Insc: *As above & Oak Settle*

Pencil & brown wash (330 x 530)

[130] Design for sideboard for Mr Crowther

Side & Front elevations & FS details

Scale: 1 in to 1 ft

Insc: *As above & For Mr Crowther*

Pen & pencil with brown wash (450 x 660), damaged

[131] Designs & working drawings for a sideboard be executed by Watts & Co., c. 1874 (4):

1-2 Designs

1 Front elevation [Fig. 92]

2 Side elevation, section & details

1-2 Scale: 1 in to 1 ft

Insc: *As above & Sideboard / Watts & Co., with dimensions given*

Pencil with brown, yellow & blue washes (255 x 355)

3-4 Working drawings

3 FS details of drawer & mouldings

Insc: *As above & Sideboard / Watts & Co., with instructions; verso Sideboard in English Walnut*

Pencil with brown & blue washes (730 x 930) damaged & torn & partly backed with page from *Building News* of July 31, 1874

4 FS side elevation of whole sideboard

Insc: *Sideboard / Watts & Co., with instructions*

Pencil with blue, brown & red washes (570 x 2200)

[132] Design & working drawing for a low sideboard, 1877 (2):

1 Half elevation of front, half elevation of back & End elevation

Scale: 2 in to 1 ft

Insc: *As above & Dinner Wagon / To be executed in solid walnut wood except ... with details of construction*

Pencil with brown & blue washes (535 x 660)

2 FS details

Insc: *Dinner Wagon - to be returned to Messrs Watts & Co. / 7 Duke St. Portland Place, with instructions*

s: G. G. S.

Pencil with brown & blue washes (570 x 1440), damaged

[133] Design & working drawing for library table, probably for Peterhouse, Cambridge [14] (2):

1 Half plan of lower frame, Half plan of upper frame & side & front elevations

Scale: 1 in to 1 ft

Insc: *As above & Library Table No. 2*

s: G. G. Scott junr

Pencil & brown wash (250 x 350)

2 FS elevation of table leg & details, corrected in pen

Insc: *Library Table / Table to be of walnut, with instructions, e.g. Make deal model of leg for approval; verso addressed to Mr Kett / Builder / Cambridge*

s: G. G. Scott junr

Pencil with brown & pink washes (570 x 840)

[134] Design & working drawing for large table capable of being separated to make 2 smaller tables for Mr Crowther (2):

1 Plan & side elevation

Scale: 1in to 1ft

Insc: *Table for Mr Crowther & Watts & Co., with dimensions given*

Pencil & brown wash (455×680)

2 FS elevation of table leg

Insc: *Table for Mr Crowther & Watts & Co., with instructions, dimensions given & upper part of leg marked N. B. This came | lose (sic) at Mr | Scotts see | to fix it | well | GFB (i.e. G. F. Bodley)*

Pencil (520×800, irregular)

[135] Design & working drawing for dining-room table for himself (2):

1 Plan looking up, side elevation & FS details of struts

Scale: 1in to 1ft

Insc: *Dining Room Table | for G. G. Scott junr | in walnut - | not polished, with dimensions given & instructions, e.g. The table is | to divide in the | centre - with | provision for 1 extra leaf & A deal model of the leg is to be sent | to No.26 Church Row, Hampstead*

Pencil with pink & blue washes (560×760), damaged

2 FS elevation of table leg & details

Insc: *Dimensions given & instructions, e.g. rails may be veneered on deal; verso Mr Scott | Table &c.*

Pencil with blue & pink washes (560×760, irregular)

This table is now in the possession of Richard Gilbert Scott at Hollis Street Farm, Ninfield, Sussex.

[136] Design & working drawing for wardrobe for himself (2):

1 Side & front elevations & FS details including egg & dart moulding for cornice

Scale: 1in to 1ft

Insc: *Wardrobe for | G. G. Scott jn, with instructions & dimensions given*

Pencil (530×660)

2 FS details of leg & mouldings

Insc: *Wardrobe for G. G. Scott jn; verso Furniture designs*

Pencil (330×530), damaged

[137] Working drawing for wash stand

FS elevation of leg & mouldings

Insc: *Large Wash Stand & part marked This curve is for the small | walnut wash stand, with instructions*

Pencil (530×860, irregular)

[138]-[176] Measured, survey & topographical drawings

[138] BADDESLEY, NORTH (Hants): Church of St John the Baptist

Survey drawings (2):

1 Plan

Scale: $\frac{3}{16}$ in to 1ft

Pencil (330×530)

2 Plan shewing present arrangement

Scale: $\frac{3}{16}$ in to 1ft

Insc: *As above & North Baddesley Church*

s: *G. Gilbert Scott. Architect | 31 Spring Gardens | London*

Pen with grey, blue & buff washes (550×380)

Scott wrote a report on restoring the church in 1879.

[139] BALSAM (Cambs): Church of the Holy Trinity

Measured drawings of chancel stalls (4):

1 Elevation & details of stalls

Scale: 1in to 1ft

2 Plan of stalls on North Side

Scale: $\frac{1}{4}$ in to 1ft

3 Elevation of part of Front Desks

Scale: $\frac{1}{8}$ FS

4 Details of Back of Stalls

Scale: $\frac{1}{4}$ FS

1-4 Insc: *As above & Balsam, with dimensions given*

Pencil (125×250)

[140] BRINGTON, GREAT (Northants): Church of St Mary

Survey drawings (4):

1 Plan, with chancel seats pencilled in

Pen & blue wash (330×530)

2 Longitudinal Section looking south

3 Section across chancel & Spencer Chapel, Section across Nave looking East & Detail of East window

4 Section across Nave showing Tower Arch & Details

1-4 Scale: $\frac{1}{8}$ in to 1ft, 1in to 1ft

Insc: *As above & Brington Church*

2-4 Pencil & blue wash (330×530)

5 Seat Ends

Scale: $\frac{1}{8}$ FS

Insc: *As above*

Pencil & brown wash (330×530)

Scott proposed restoring the church in 1871.

[141] CAMBRIDGE: Church of St Mary the Less

Survey drawings for restoration of sedilia, c.1875 (2):

1 Elevation of top of 2 sedilia showing springing for vaulting

Scale: $\frac{1}{4}$ FS

Insc: *Measurements given*

Pen (420×730), damaged

2 Elevation & Plan of 3 sedilia & piscina on S side of

chancel & FS sections of mouldings

Scale: 1in to 1ft

Insc: *As above, with measurements given*

w/m: J. Whatman 1860

Pen (430×650)

MSS: Correspondence

Lit: R. Willis & J. W. Clark, *Architectural history of the University of Cambridge*, 1886, I, p.60; RCHM, *City of Cambridge*, 1959, II, pp.281-283

The church had been restored by G. G. Scott Snr in 1856-57. His son was asked to design a new reredos in 1873. This was installed in 1875-76 and when the C18 altarpiece was removed three sedilia and a piscina were discovered on the S side, as well as niches on the E wall. All of these were carefully restored, although the sedilia never received the canopies Scott suggested. Further restoration work was undertaken in 1880-82.

[142] CAMBRIDGE: King's College, chapel

Measured drawings used for illustrations in Scott's *Essay on the history of English church architecture* (1881) (2):

1 Internal elevations of Bay of Ante-chapel. Actual Design & Bay of Quire. Conjectural Restoration of the Original Design

Scale: $\frac{5}{32}$ in to 1ft

Insc: *As above, King's College Chapel | Cambridge, Fig.I & Fig.II & (in pencil) Pl.XXXVI p.184*

Pen (390×560)

2 Plan of vault, with tracing paper flier of Kings Early Lierne in Side Chapel N. side E. end

Insc: *As above, Plan IIB & Plan IIC & This plan correct GGS*

Pencil (170×170)

Verso: *Plan of vault of Winchester Nave*

Pencil on writing paper headed *31 Spring Gardens S.W. | late 7 Duke Street | Portland Place W.*

Lit: Pevsner, *Cambs*, 1970, p.105

For Scott's candle standards see [12].

[143] CAMBRIDGE: Trinity College

Measured drawing of early C17 Neville's Gate Plan & elevation

Scale: $\frac{1}{2}$ in to 1ft

Insc: *Gateway at the back of Caius College | & near Garret Hostel Bridge Lane | Cambridge, with dimensions given*

Pen & pencil (300×390), very damaged

[144] COLCHESTER (Essex): Priory church of St Botolph

Measured drawing

Plan of the ruins

Scale: $\frac{1}{8}$ in to 1ft

Insc: *As above, Priory Church | St Botolph's Colchester & If no use can be destroyed | K (C. R. B. King)*

Pencil with grey wash (530×330)

[145] ERITH (Kent): Church of St John the Baptist

Possible survey drawings (4):

1 Rough plan

2 Rough W elevation

3 Rough E, W & S elevations

4 Rough section

1-4 Insc: *Dimensions given; No.3v Erith Ch (partly damaged)*

Pencil (250×350), very damaged

[146] GRANTCHESTER (Cambs): Church of St Andrew & St Mary

Measured drawing

Elevation of N side of chancel

Scale: $\frac{1}{2}$ in to 1ft

Insc: *Grantchester, with dimensions given*

Pencil (250×350), damaged

[147] LINCOLN: Cathedral church of the Blessed Virgin Mary

Measured drawing

FS elevation & section of Parapets to South Aisle between Buttresses

Insc: *As above & Lincoln Cathedral, with details given*

Pencil with brown & grey washes (740×790), damaged

[148] LONDON: Cecil House, Strand, Westminster

Measured drawing

FS section of cornice

Insc: *Cornice from Cecil House*

Pencil & red wash (330×330)

[149] LONDON: Royal College of St Katharine, Regent's Park (St Marylebone), Camden

Survey drawings & sketches of chapel & old fittings, c.1879 (5):

1-4 Four sheets of survey sketches

1 Sketch of angle stall & sketch of Queen's head on angle stall

Insc: *As above, S. Catharine's Chapel | Stall in chapel house & labelled, e.g. Qn Philippa ad 1369*

Verso: *Rough plan of stalls & sketch of old wooden font*

Insc: *Dimensions of stalls given*

2 Sketch & rough elevation of stall canopies

Insc: *Dimensions given & comments, e.g. looks old*

3 Rough plan of stalls & sketches of details

Insc: Dimensions given & comments
Verso: Sketch, possibly of pulpit

4 Plan of chapel interior

Insc: Labelled, with dimensions given & comments, e.g. *47 stalls in the Masters house*
Verso: Rough plan of steps in lobby
Insc: Dimensions given

1-4 Pencil (250 × 350)

5 Plan & longitudinal section of floor of chapel

Scale: $\frac{1}{8}$ in to 1 ft
Insc: *St. Catherine Chapel Regents Park* & labelled, with notes (in pencil) *Form a real antechapel | staircases in the thickness of walls & Query lower all this floor | is there a crypt & Henderson's Warming*
Pen & red wash with pencil alterations (330 × 530), torn

The medieval church of St Katharine's-by-the-Tower was demolished in 1826 and the fittings moved to the new buildings beside Regent's Park by Ambrose Poynter. Scott's proposed alterations of 1879 were not executed. The fittings were again moved to the East End after the Second World War and are now at the Royal Foundation of St Katharine, Butcher Row, Stepney.

[150] LONDON: Church of St Helen, Bishopsgate, City

Measured drawing
Elevation & FS details of classical entrance dated 1633
Pen on linen (600 × 350)

[151] LONDON: Macclesfield House (formerly Gerard House), Gerard Street, Westminster

Measured drawing
FS sections & detail of egg & dart moulding
Insc: *Macclesfield House. Sobo*; verso *Miscellaneous from Duke St - | casement fasteners - | settle &c.*
Pencil & red wash (330 × 770)
Gerard House, built in 1677-82, was destroyed in 1887.

[152] ROCKLINGTON (Yorks): Church of All Saints

Measured drawings of poppyhead finials on stalls (3):
1-3 FS elevations
Insc: *Pocklington Ch.*
Pencil & pink wash (440 × 570)

[153] WASHINGTON (Durham): Church of the Holy Trinity

Survey drawing
Rough ground plan; elevations of bay of *Nave, Porch & East End*
Insc: As above, *Washington* & labelled, with dimensions given
Pencil (340 × 420), stained
Verso: Rough W elevation showing bell turret & rough site plan
Insc: Description of site & soil, calculations & dimensions given
Pencil, stained
Scott proposed enlarging the church, largely of 1833, in 1874.

[154] WING (Bucks): Church of All Saints

Drawings used for illustrations in Scott's *Essay on the history of English church architecture* (1881) (5):
1 Rough plan
Insc: Dimensions given & list of points to examine
Pencil (250 × 350)

2 Plan

Scale: $\frac{1}{8}$ in to 1 ft
Insc: Verso *Wing Ch*
Pencil (330 × 530)

3 Longitudinal section looking S & details of chapel screen

Insc: As above, with dimensions given
Pencil (350 × 250)
Verso: Details of *tower arch &c*
Insc: As above
Pencil

4 Conjectural plan of confessionalary crypt

Insc: *polyandrium* & other labels, with dimensions given
Pencil with grey & blue washes (175 × 250), damaged
Verso: Rough perspective drawing of the above
Pencil

5 Drawing for Fig II, plan of the church & Fig III, plan of the confessionalary crypt, as reproduced for PLX

Insc: As above
Pencil (255 × 355)

[155] WYBERTON (Lincs): Church of St Leodegar

Survey drawings (5):
1 Rough ground plan
Insc: Dimensions given
w/m: J. Whatman 1879
Pencil (560 × 770)
Verso: Details of mouldings
Pencil

2 Plan of Floor Space & elevation of font

Scale: $\frac{1}{4}$ in to 1 ft
Insc: As above & *Wyberton Church*, with dimensions given
Pen on tracing paper (470 × 730)

3 Elevation of window 1st from SE angle S aisle

4 Elevation of window 2nd from NE angle N aisle

3-4 Insc: As above
Pencil (570 × 660)

5 Details of Tower Doorway

Insc: As above & *Wyberton Ch*
Pencil on tracing paper (375 × 560)

Scott prepared estimates for restoration with a new floor in 1880 and the work was executed in 1881. MS material is preserved at the church.

[156] Measured drawing of Pillar of an Antique Bedstead

FS Elevation
Insc: As above & *the property of J. Devonport Esq.*
s: *G. Gilbert Scott junr. Archt | 7 Duke St. | Portland Place | London*
Pen (355 × 1970)

[157] FS elevations of iron candle standards, enlarged from a printed illustration (3)

Insc: Verso *Ancient Iron-Work*
Pencil (560 × 2770, 560 × 1750, 560 × 1750)

[158] FS detail of Diaper painted on | wallpaper. Hall Place, Church Row | 1873

Insc: As above
s: *G.G.S. jun*
Pencil with grey & black washes on tracing paper (330 × 450), damaged & backed

[159] Drawing of small C18 3 legged circular table, in Peterhouse combination room (see [14])

FS side elevation & section looking down
Insc: Verso *Small Table*
Pencil (680 × 1040)

[160]-[176] Miscellaneous topographical drawings &c

[160] Drawings of classical frame with broken pediment (2):
1 Elevation
2 Details

1-2 Pencil (230 × 290)

[161] Elevation & rough plan of pilastered wall with classical doorway

Pen & pencil (340 × 510)

[162] Two drawings of heraldic woodwork, ornamental spandrels &c
Pencil (270 × 370)

[163] Elevation of door & tympanum

Insc: Dimensions given
Pencil (270 × 330)

[164] Four drawings of ornamental ironwork

Insc: *Byzantine Doors*
Pencil (130 × 205)

[165] Rubbing of detail on lectern, 1870

Insc: *Lectern Kings College* (Cambridge) | *Rubbings*
d: 1870
Crayon (565 × 980)

[166] Copies of part of unidentified painting of Virgin & Child showing diaper background (2):

1 Pencil (190 × 280)
2 With diaper background coloured in
Pencil with cream & brown washes (460 × 680)

[167] FS detail of frieze pattern

Insc: *1518* (or possibly printed)
Yellow pen on tracing paper (280 × 470)

[168] FS detail of classical frieze pattern

Pencil on tracing paper (280 × 470)

[169] Detail of diaper pattern

Pencil with blue wash (330 × 530)

[170] Detail of embroidery

Insc: Details of colours
Pen on linen (280 × 330, irregular)

[171] Detail of bird motif on embroidery

Insc: *Tracing of bird | & pattern trimming | over chasuble*;
verso *trace & turn over*
Pen on tracing paper (320 × 370, irregular)

[172] Details of woven stuff at Halberstadt, Bedstead | Marburg & Counterpane | S. Elizabeth's Marbourg (sic)

Insc: As above, with details of colour &c
Pen on tracing paper (250 × 380)

[167]-[172] Prov: Richard Gilbert Scott, 1975

[173] Drawing of female head

Pencil (330 × 445)

[174] Copy of painting of Admiral Rodney

Insc: As above
Pencil (255 × 355)

[175] Representation of vine leaves

Pencil with green wash (355 × 255)

[176] Tracings of fire grates (8)

Insc: Verso from *Messrs Longden - Sheffield*
Pen on tracing paper, backed (260 × 300)

[177] Demonstration drawings for lectures (24):

- 1 Perspective view of Interior of a Cubiculum in S: Agnes. Catacombs of Rome
- 2 Plan of Cemetery of S: Callixtus. Area of S: Cecilia. Rome
- 3 Plan of Basilica of S: Paul beyond the Walls, Rome
- 4 Basilica of S: Sabina, Rome
- 5 Plan of Rousiba (Central Syria)
- 6 Plan of Soueideh (Central Syria)
- 7 Plan of Kalat Sema'n (Central Syria)
- 8 Plan of Cormac's Chapel at Cashel
- 9 Plan of Fineen's Church, Clonmacnoise
- 10 Plan of the Saxon Cathedral of Canterbury
- 11 Perspective view of arches at Jumieges. Chapter House & key plan
- 12 Perspective view of Domically Vaulted Aisle, Bernay
- 13 Perspective view of same
- 14 Plan of same
- 15 Elevation of the North Side of The Lady Chapel, Winchester
- 16 Elevation of window in Nth Aisle, Whitby Yorkshire
- 17 Elevation of wall Temple Balsall, Warwickshire
- 18 Elevation of window in Boston Church, Lincolnshire, South Side
- 19 Elevation of window at Hedon Yorkshire
- 20 Elevation of window in the Chapter House, Westminster
- 21 Kings College Chapel Cambridge. Cross Section of Vaulting
- 22 Kings College Chapel Cambridge. Long Section of Groining
- 23 Henry VII's Chapel Westminster Abbey. Cross Section of Groining
- 24 Henry VII's Chapel Westminster Abbey. Plans of Upper & Under Sides of Groining

1-24 Insc: As above, with pencilled comments by Scott about correction of drawings
Pencil & dark grey wash (555 x 755)

[178] Nine sketchbooks containing rough sketches in the nature of topographical, measured & survey drawings of buildings, details of buildings, fittings & furniture &c in England, France, Belgium & Spain, 1872-90; with notes & rough draughts for lectures, articles &c on divers topics

The medium is pencil; the sketchbooks are of commercial manufacture (105 x 160 to 120 x 190) except No.5 which has loose leaves (270 x 365)

- 1 England & Belgium, 1872
- 2 England, Belgium & France, 1873
- 3 England & France, 1874-76
- 4 England, 1874-76
- 5 England, France & Spain 1874-76, including León (Spain), 1876 [Fig.61]
- 6 England & France, 1875-78
- 7 England & France, 1878-80
- 8 England, 1880-81
- 9 England, 1890

Prov: Pres. by Richard Gilbert Scott, No.9, 1967; Nos.2-4, 6-8, 1974; Nos.1 & 5, 1975

SCOTT, Giles Gilbert (1880-1960)

Giles Gilbert Scott was born on 9 November 1880, the fourth child of George Gilbert Scott Jnr (q.v.), whom he seldom saw owing to the latter's mental breakdown and early death in 1897. However, his father did take one decision about his children's education by sending Giles and Adrian (q.v.) to St John's Preparatory School, Beaumont, Old Windsor, owing to his admiration for the buildings there by J. F. Bentley (q.v.). Giles and Adrian were afterwards articled to their father's former pupil and assistant Temple Moore (q.v.). While Giles may not then have thought highly of his master's work – calling one church 'father & water' – it must have been from Moore that he learned about his father's work and he acquired a style of draughtsmanship and a taste for late Gothic architecture and decoration which confirmed him as the architectural heir of George Gilbert Scott. Mrs Scott furthered Giles's and Adrian's architectural education by encouraging sketching tours while they lived at Ninfield and Giles thereby developed a great respect for honest Sussex country building.

In 1901 Scott entered the preliminary competition for Liverpool cathedral [64] while still completing his articles with Moore and, to his great surprise, found himself one of the five selected to submit designs. In 1903 he was the winner of the competition – a twenty-two-year-old Roman Catholic with no previous experience. Despite those considerable drawbacks, he thus leapt to the top of his profession at a remarkably early age, largely owing to the strong support of Shaw, one of the assessors. After being appointed joint architect with Bodley, he rose to the occasion and did not, as was more than likely, burn himself out at an early age.

Liverpool was to be the central and continuous strand in his career, but there are other smaller early works of equal interest and brilliance. These are all Roman Catholic churches. The convent chapel at Harrow [109] and a church at Bournemouth [14], both of 1905-06, are essays in the late Victorian ecclesiastical tradition – that is the style of his father and Bodley – but are most original in composition and plan. The churches at Sheringham [153] and Ramsey [144] take the style further and reveal Scott's love for simple masses and plain walls. All four buildings have furnishings in a Flamboyant Gothic manner, ultimately deriving from his father's St Agnes, Kennington (q.v. [46]), also used in the recedoses in the Liverpool Lady chapel, c.1910, and at St Peter, Lancaster, 1909 [61].

Two churches designed just before the First World War, at Northfleet [124] and at Derby Lane, Liverpool [68] (the last an Anglican church), tend further towards a personal smooth Gothic combined with great cleverness of plan. Both use reinforced concrete construction and reveal a careful choice in materials – often novel – which continued in his work, with special bricks and Italian tiles becoming characteristic. Both these churches also used themes derived from Liverpool cathedral, which had been totally transformed by a change of design in 1910. The original design, still in a Victorian tradition, was then changed essentially into the building which stands today – massive and sublime, almost Classical in proportion and in a most personal style of Gothic.

The commission for a house for Arthur Stanley in 1913 (No.129 Grosvenor Road) stimulated an interest in Classical architecture and Scott produced several designs in that fashionable neo-Grec style which he may have first seen in Charles Reilly's additions to Holy Trinity, Wavertree, Liverpool, of 1911. These are No.129 Grosvenor Road (see Scott, Giles Gilbert & Scott, Adrian Gilbert [1]), 1913-15, with its neo-Regency furniture and decoration, Scott's own house in Campden Hill [73], and the designs for additions to St John's, Wigan [166], and Hodder House [156] and for Huyton School chapel, c.1923 [69]. This Classical style combined with his love of vast scale and mass achieved an impractical consummation in fantastical sketches in the manner of

Piranesi – a potent influence on many architects in these years (see AR, LIII, 1923, p.66).

Scott was fortunate in being able to continue with the construction of Liverpool cathedral during the war years; upon the consecration of the choir in 1924 he was knighted. He further benefited from the great demand for war memorials after the armistice and he designed a very large number of tablets and memorial crosses, as well as memorial chapels added to churches and complete buildings, as at Clare College, Cambridge [25], and at Charterhouse School [42]. Scott's many memorial crosses are in a stylized Gothic, similar to his contemporary furnishings for Liverpool, and while they depart from traditional paradigms, they have, like those of Herbert Baker, a rustic sentimentality which satisfied public demand but are far in spirit from that timeless emotionally-charged sublimity achieved by pure architectural form which Lutyens strove for in his war memorials.

Church work retained its dominance in the 1920s, in addition to the second stage of Liverpool, 1925-42. He gave grand sober designs to the monks and schoolboys at Ampleforth [3] and Downside [38], but by now his church practice was not exclusively Roman Catholic. Charterhouse School chapel [42], 1922, was a most original essay in the rigid formula of a school chapel, and there followed a remarkable series of town churches which showed great inventiveness in planning and the use of natural light and demonstrated an effortless sophistication in the treatment of wall and mass and the handling of brick or stone, while still developing the Gothic tradition. These are at Ashford, 1927 [5]; Broadstairs, 1929 [20]; New Brighton, 1927 [161]; Oban, 1931 [125]; Restalrig, Edinburgh, 1930 [39]; Golders Green, London, 1930 [78]; Terriers, High Wycombe, 1928 [49]; and Luton, 1931 [116]. In this last church the device of prominent transverse arches is first used. St Alphege, Bath, 1927 [10], is in an Italian Romanesque style and the chapel for Lady Margaret Hall, Oxford, 1931 [130], uses that brick Romanesque/Byzantine manner made fashionable by Robert Atkinson's St Catharine, Hammersmith, of 1923.

However, Scott's practice was becoming much more secular between the wars, with several large university buildings. These begin with the Memorial Court at Clare [25], designed in 1922 in a more domestic and neo-Georgian version of the style of No.129 Grosvenor Road. This was also used in his own Chester House of 1925 [90]; both were widely admired. Other university buildings were at Magdalen College, 1928 [131], Lady Margaret Hall, 1931 [130], and Hartland House, Oxford, 1935-37 [135], and Trinity Hall, Cambridge [27]. The Cambridge University Library, 1930-34 [28], began a more idiosyncratic modernistic vein which culminated in the much abused design for the New Bodleian in Oxford, 1935 [133].

Scott was in the practical tradition of the Gothic Revival and belonged to what was possibly the last generation of 'art-architects'. Training in articles equipped the architect primarily to provide artistic solutions to design problems and knowledge of basic building techniques was acquired as a matter of course. By the 1920s, however, architects were faced with formidable considerations of planning, construction and technology for which a largely artistic training was often inadequate. Some therefore opted for a mechanistic modernism, others were left high and dry and kept to small-scale work. Scott, as a successful and famous architect, was one of those who attempted to come to terms with the 'Twentieth Century', but he, like Lutyens, often merely found himself in the position of 'consulting architect' applying a cosmetic treatment to plans worked out by a commercial firm of architects. For Scott, however, such commissions were less invidious than with Lutyens and in most cases he took the job seriously. Some such works are embarrassingly pedestrian and commercial, such as City Gate House, 1929 (see Scott with F. R. Gould Wills); in others, such as Fountain House, 1936 (see

Scott with Myer & Watson-Hart), he merely approved the design. With a building like the William Booth memorial, 1928 (see Scott with Gordon & Viner), Scott clearly took pains over the façades which are in a characteristic style, but the most successful example of his rising to the occasion was with Battersea power station, 1930 (see Scott with Halliday & Agate). Although presented with an unpromising and already worked out scheme, Scott's success in giving dignity to brick rightly excited the admiration of contemporaries and it was widely felt that Scott's approach could bridge that much lamented divorce between architecture and engineering. He followed this success with his streamlined elegant treatment of Waterloo Bridge in 1934 (see Scott with Rendel, Palmer & Tritton). He tackled the problem of industrial design with brilliant success in his designs for GPO telephone boxes, c.1924 [180], in which classical elegance was perfectly adapted to a precise function.

Such works are remarkable for an architect who still regarded himself primarily as an artist, sometimes to the extent of paying too little attention to the exigencies of practical building. Hubert Worthington remembered that 'He was an artist and saw everything from that point of view. If he felt that an idea was right, nothing stopped him... he had no time for architectural politics, aesthetic theories, or chatter about styles. Everything had to give way to creative work. It was his view that to employ an architect was an act of faith, and that once the problem was set, there should be no interference with matters of design' (*RIBA Jnl*, LXVII, 1960, p.193). His success with commissions like Battersea power station was probably in part owing to his distrust of a mechanistic approach and his dislike of extremes - 'I hold no brief for the extreme diehard traditionalist or the extreme Modernist', he said in 1933, '... Let us avoid being extreme, even if it does pay in these vulgar days to be sensational; let us beware of too much machinery, and let us aim at quality rather than novelty.'

However, it is precisely because Scott's architecture became a compromise that his reputation has suffered, following the ideological victory of the partisans of a new architecture. Scott was certainly in sympathy with the first influences of modern Continental architecture in the 1920s, and his use of brick and his 'jazz-modern' style has much in common with the Dutch Expressionists and the work of Höger which was illustrated at the time. But the 1930s brought the mechanistic and Puritanically rigid astylar style of the Bauhaus and Corbusier to this country and, by the new canons of taste, Scott was pushed out of the avant-garde. His serious attempt to combine tradition with exacting technological demands in a building like the New Bodleian became immoral and pointless to a new generation. In 1930 the reviewer of the *A&BN* could praise his middle way: 'his work is never startling in its novelty, and he is quite free from the modernist's vice of cleverness for its own sake. Yet his work is completely satisfying, full of life, originality and interest. He can be dramatic without brutality and gentle without sentimentality. In truth he belongs partly to both parties and wholly to neither' (*A&BN*, CXXIII, 1930, p.6). But by 1954, that when looking at the Cambridge University Library, Pevsner cannot decide 'whether the building was meant to be functional or for display, modern or traditional' is a stern condemnation (*Cambs*, 1954, p.166).

Scott's work after the 1930s was therefore carried out in an increasingly unsympathetic climate as, by remaining consistent, it became unfashionable; it also necessarily suffered from rising costs and falling standards of workmanship in the post-war years. His designs for Coventry cathedral [30] published in 1944 were condemned as an unacceptable compromise between a traditional exterior and a more modern interior, and Scott was driven to resign as architect. The rebuilt House of Commons (see Scott, Giles Gilbert & Scott, Adrian Gilbert [2]) was an

inescapable compromise, but while Scott's rejection of Pugin's work may be condemned, the positive virtues of his maintenance of tradition have not been sufficiently appreciated.

However, there was also a more conventional compromise with modernism which could result in a sterile formality. The design for Bankside power station [71], given its site, hints at an insensitive arrogance; his proposals for the precinct of St Paul's, 1956 [108], have a naive axiality no more acceptable than Holford's mishandled picturesque alternative, and the plans for the precinct of his Liverpool cathedral, 1947 [64], were distressingly staid. He was also prepared to accept the modern age unreservedly concerning transport, and his plans for London accept uncritically the dominance of the motor car. He followed fashion also in his taste for bleached oak and pastel colours and came to condemn red brick; in this his work became totally remote from the style and decoration of his early churches.

In the 1950s several jobs consisted of the completion of buildings begun before the war, such as Ampleforth Abbey church [3], and his cathedral moved ahead painfully slowly. New churches were designed on old themes, but in one of his last buildings, the Carmelite church, 1957 [76], the idea of the reinforced concrete transverse arch achieved final consummation in a very clever design, traditional in style. His last work, the church at Plymouth [138], was designed in University College Hospital, where he died on 8 February 1960. He is buried by the west end of his cathedral.

Giles Scott was elected F 1912, ARA 1918 and RA 1922. He was knighted in 1924 and was awarded the Order of Merit in 1944. He was President of the RIBA in 1933-34. Until 1934 he practised from Bodley's office at No.7 Gray's Inn Square; he then moved to No.3 Field Court, Gray's Inn, until 1956, when the office moved to No.9 Gray's Inn Square. Until his house [90] was built in 1925, Scott lived with his mother and family in a flat at No.40 York Mansions, Battersea Park, and subsequently at No.4 Campden Hill [73] and at No.28 Tavistock Square [110].

In 1949 the practice became Sir Giles Scott & Son in partnership with Richard Gilbert Scott; in 1953 it became Sir Giles Scott, Son & Partner with F. G. Thomas (F). Richard Gilbert Scott continues the practice.

Bibl: C. H. Reilly in *AJ*, LXI, 1925, p.13; in *Building*, IV, 1929, pp.106-111; in *Representative British architects of today*, 1931, pp.142-154; inaugural address as PRIBA, *RIBA Jnl*, XLI, 1933, pp.5-14; *Observer*, 29 October 1950; unpublished lecture by Richard Gilbert Scott; obituaries: *RIBA Jnl*, LXVII, 1960, pp.221, 193-194 (by Sir Hubert Worthington); *AR*, CXXVII, 1960, pp.424-426 (by Pevsner); *A&BN*, CXXVII, 1960, pp.511-516; *Builder*, CXCVIII, 1960, pp.345-346, 360; *The Times*, 10 February 1960; *Manchester Guardian*, 10 February 1960; *DNB 1951-1960* (by A. S. G. Butler); see Addendum, p.187

MS material relating to the greater part of Scott's work is at the RIBA.

A note on the drawings

Scope - The drawings at the RIBA cover the whole of Giles Scott's career, with very few exceptions; these are Berkeley atomic power station on the Severn estuary, 1956-61, and the Forth road bridge, 1960. An unexecuted design for a naval monument, drawn by Adrian Gilbert Scott, an unexecuted design for the Star & Garter Home, Richmond, of c.1920, and sixteen fantastic drawings, some in the manner of Piranesi as published in the *AA Sketchbook*, 1913, are in the possession of Richard Gilbert Scott.

The following works with other architects are not represented: with Adrian Gilbert Scott - 'Greystanes', Marsh Lane, Mill Hill (Middx), 1907; Beaumont College war memorial, Old Windsor (Berks), 1922; No.22 Weymouth Street, London, 1934; the rebuilding of St Leonard's parish church (Sussex),

1953-61; with Adrian Gilbert Scott & Woodhouse - Vincent House, Vincent Square, London, 1932; with Harold Brakspear - the restoration of St George's Chapel, Windsor Castle (Berks), 1926.

Authorship - Of the assistants employed, the longest serving were Arthur Gerald Crimp (born 1880), who was articled like Scott to Temple Moore in 1903-06 and was an assistant until he retired in 1952, and Frederick Gilbert Stanley Thomas (born 1898), who joined the office in 1915, was subsequently office manager and became a partner in 1953; he is now architect for the completion of Liverpool cathedral. Other assistants in the 1920s included John Summerson and Roger A. P. Pinckney, who recalls that 'it was a small office, not more than 8 to 10 altogether, very informal and apparently unbusinesslike, but it was our pride never to have delayed a job for lack of drawings. Sir Giles designed everything himself, down to the smallest moulding, but did not do a lot of visiting. We all had time off for our own jobs and there was seldom a day when we were all there.'

Dating - Giles Scott, in common with his father and grandfather, signed himself G. Gilbert Scott, and he seldom dated drawings. However, there is often documentary evidence for dating. Where not otherwise confirmed, dating may be achieved by the style of office signature and the office address, as listed above. In a few cases the style of drawings alone, which changed greatly in technique and materials over a period of 59 years, enables rough dating to be attempted.

Prov: Except where otherwise stated, all the drawings were pres. by Richard Gilbert Scott, 1974

[1] ABBOTS LANGLEY (Herts): Pope Hadrian IV memorial church
Unexecuted preliminary design & design, 1938 (10)
Lit: Pevsner, *Herts*, 1953, p.32
The proposed church was to be attached to the Breakspear RC College at Langley House; Nicholas Breakspear, Pope Hadrian IV, was born at Abbots Langley.

[2] ACCRINGTON (Lancs): RC church of St Anne
Survey drawings; design for panelling in sanctuary; design & working drawings for Lady altar & reredos; 1926-46 (14)

[3] AMPLEFORTH ABBEY & COLLEGE, nr Helmsley (Yorks)
Survey drawings of existing church, alternative preliminary designs, 1922, design, contract & working drawings for new abbey church, alternative designs for completion, 1948-54, design & working drawings for completion of abbey church as executed, 1957-60, designs & working drawings for abbey church reredos, fittings &c (102); preliminary unexecuted design, design & working drawings for new science block, 1922 (6); design & working drawings for new lavatory & knee-washing block, 1924-26 (6); preliminary design, design, contract & working drawings for St Cuthbert's House, 1924-25 (18); preliminary design, design, contract & working drawings for house for abbey authorities & house for Mrs Ernest Romanes, 1926-27 (5); alternative designs & working drawings for extension to new monastery with library, 1928 (12); design for infirmary, 1928, & alternative designs for extensions, 1945-46 (4); design & working drawings for school house A & B (St Wilfrid's & St Edward's), 1933-34 (6); design & working drawings for classroom block (lower building), 1935-36 (8); design & working drawings for refectory block (upper building), 1935 (5); alternative designs & working drawings for school house C & D, 1955-56 (13); design for rifle range & armoury, 1934, alternative designs for boiler house, 1946, design for cottages, 1945-46, unexecuted design for memorial entrance & chapel, 1945, design for

additions to St Thomas's House (The Hermitage), 1952-53, design for demonstration room, 1957, miscellaneous site plans (16); 1922-60 (198)
Lit: *Builder*, CXXVI, 1924, p.755; CXXXII, 1927, pp.54-55, 86; *A&BN*, CXXXIX, 1934, pp.302-304, 308-309; Pevsner, *NR Yorks*, 1966, p.62
Scott worked at Ampleforth over a period of forty years. His first commission was to design a new abbey church to replace the existing one of 1857 by Charles Hansom. This was designed in 1922, a cruciform building with a central crossing tower, rather more sober in style than, say, Liverpool cathedral. Only the choir with its Gothic baldacchino, finished by 1927, was completed to the original design. Owing to rising costs, the remaining parts were not built to the original design, and several alternative designs were made for the dominant S transept. The church was not finally completed until after Scott's death in 1961.

The various additions to the school and monastery buildings were made in sympathetic Gothic styles, except for the new school houses (St Wilfrid's and St Edward's), which were new buildings on separate sites and were designed in a more streamlined modernistic style. There was also a house for a Mrs Romanes, who was, Scott's son recalls, 'by report a most frightening woman and Father studiously avoided meeting her', and an almost identical design for the abbey authorities.

Two perspective drawings for the church of 1924-25 by Cyril Farey are at Ampleforth and two at St Benet's Hall Oxford. See also AMPLEFORTH PREPARATORY SCHOOL [4].

[4] AMPLEFORTH PREPARATORY SCHOOL, Gilling Castle, nr East Gilling (Yorks)
Design & working drawings for internal alterations & new classroom wing, 1930, alternative designs for cricket pavilion, survey drawings, preliminary design, design & working drawings for converting stables into infirmary, 1934 (17)
Survey drawings of Gilling Castle for alterations of 1904 by W. H. Brierley are now in the Collection.

ANTANANARIVO (Malagasy Republic): Cathedral
See TANANARIVE [158]

[5] ASHFORD (Middx, now Surrey): RC church of St Michael, Clarendon Road
Design, contract & working drawings for 1st portion & fittings, design & working drawings for additions, completion of W end & tower, 1927-59 (49)
Lit: *Builder*, CXXXII, 1927, pp.717, 722; *A&BN*, CXX, 1928, pp.369-372; Pevsner, *Middx*, 1951, p.27
The church is constructed of Dutch bricks and roofed with Italian tiles; it was one of Scott's favourite designs and is remarkable for the high level of the sanctuary floor and the roof being buttressed by the nave walls sloping inwards. It was completed in 1960. Perspectives of the exterior, by D. M. Micklethwaite, and of the interior, by Scott, are in the possession of Richard Gilbert Scott.

[6] ASWAN (Egypt): Dam
Unexecuted designs for hydro-electric power station, 1948-50 (11)

[7] BAKEWELL (Derbys): Church of All Saints
Survey drawings, unexecuted designs for organ & alterations, 1911 (4)
A similar scheme for an organ screen had been prepared in 1875 by George Gilbert Scott Jnr (q.v. [3]), who restored the chancel in 1880-82. See also Scott, George Gilbert Jnr [3].

[8] BANGOR (Caerns): Cathedral church of St Deiniol
Survey drawings, preliminary unexecuted design for war memorial chapel; design & working drawings for memorial tablet, altar cross & candlesticks, 1919-20 (16)

See also Scott, George Gilbert Snr [5]; Scott, George Gilbert Jnr & Scott, John Oldrid [1]; Scott, John Oldrid [1]; Scott, John Oldrid & Scott, Charles Marriott Oldrid [1].

[9] BARTON MILLS (Suffolk): Church of St Mary the Virgin
Designs for reredos & decoration, c.1910 (4)

[10] BATH (Som): RC church of Our Lady & St Alphege & presbytery, Oldfield Lane
Design, contract & working drawings for 1st portion of church, 1927; designs for fittings; design & working drawings for additions to church, 1953-57; design & working drawings for presbytery & passage to church, 1953-56 (29)
Lit: *Builder*, CXXXIV, 1928, p.94; *A&BN*, CXXXIII, 1930, pp.6-11; *Architecture Illustrated*, I, 1930, pp.9-15
This church was designed in an Italian Romanesque style with a rubble masonry exterior. The main part of the building was finished by 1930. The capitals of the nave columns were carved by W. D. Gough.

[11] BECKLEY (Sussex): Farm
Survey drawing & design for alterations, 1954 (2)

[12] BEWDLEY (Worcs): Church of St Anne
Survey drawing & design for restoration & alterations 1933 (4)
Lit: Pevsner, *Worcs*, 1968, p.84 (photo)
The tower was built in 1695-96, the body of the church in 1745-48. Scott's restoration involved cutting back the side galleries to two bays from the W and installing electric light.

[13] BIRKENHEAD (Cheshire): Church of St Saviour, Oxtou
Design & working drawings for war memorial, 1919-20 (10)

[14] BOURNEMOUTH (Hants): RC church of the Annunciation & presbytery, Charminster Road
Preliminary design, design, contract & working drawings for church; designs [Fig.113] & working drawings for furnishings & fittings; unexecuted preliminary design & design for presbytery; 1905-06 (62)
Lit: *Builder*, XCI, 1906, p.544; *Academy Architecture*, XXX, 1906, p.6; *Architects' & Builders' Jul*, XLII, 1915, p.197; P. Anson, *Fashions in church furnishings*, 1960, p.295; Pevsner & Lloyd, *Hants*, 1967, p.121

This church, built for Mrs Lionel Coxon, and the contemporary convent chapel at Harrow [109], are Scott's earliest ecclesiastical designs after Liverpool cathedral and the first to be built. The thin NE campanile shown in the perspective exhibited at the RA 1906 was never added. The Bournemouth church is a design of extraordinary vigour and originality and less literally dependent on the tradition of Bodley, Temple Moore and his father than the Harrow chapel. Many ideas in this design reappear as themes much later in Scott's church designs. A short, low nave with narrow passage aisles gives way to a taller central space – both tower and transepts together – lit from the W above the nave roof as well as the sides, and beyond that is a narrower sanctuary of the same height, lit from windows high up. The dramatic lighting and space of choir and sanctuary are, therefore, achieved by the methods used much later at Broadstairs [20] and Terriers [49]. Above the tower is a 'cyclopean bellcote' like the one at Harrow. The bellringer stands in a little gallery inside the tower on the W – a nice conceit accessible only across the nave roof. The designs for fittings are also remarkable, in the rather Germanic Gothic style begun at St Agnes, Kennington (see Scott, George Gilbert Jnr [46]); a hanging rood, curved sanctuary steps and a reredos with a tall dorsal above on the blank E wall. The church is of red brick with stone dressings, plastered internally

except for the stone piers, with coloured decoration originally stencilled on the roofs. The church was most sensitively extended one bay to the W by Alan Stewart in 1965; the sanctuary remodelled in 1972. Neither the hanging rood nor the reredos was executed; a drawing for the latter is preserved at the church.

[15] BRADFORD (Yorks): Cathedral church of St Peter
Unexecuted preliminary design & design for enlargement, 1922
Lit: Pevsner, *WR Yorks*, 1967, p.122
Bradford parish church was elevated to cathedral status in 1919. Scott proposed keeping the old nave and choir as the S aisle and S chapel, with new nave, N aisle, choir and N chapel added, with a new NW tower mirroring the existing W tower, either side of a W porch. Scott's scheme would have been rather less destructive to the old fabric than the enlargement carried out to the designs of Sir E. Maufe after 1951, the drawings for which are now in the RIBA Collection. See also Nicholson, Sir Charles Archibald [9].

[16] BRIDPORT (Dorset): War memorial
Design & working drawings, 1919-20 (6)
Lit: *Builder*, CXVII, 1919, p.364; *Architect*, CV, 1921, pp.49, 50

[17] BRIGHTON (Sussex): Church of St Bartholomew
Design for font corbel stone, 1925; survey drawings & unexecuted design for addition of apse, 1938 (5)
Lit: *AR*, CXXXIX, 1966, p.277
Of Edmund Scott's (no relation) vast design, only the nave was built in 1872-74. Several architects prepared plans for extending the church beyond the temporary E wall, including Henry Wilson, architect of the colossal baldacchino. Scott's design of 1938 would have maintained the stylistic logic of the nave and was comparatively less ambitious than Wilson's scheme of c.1905. The font corbel stone was to support a statue of St Joseph by W. D. Gough. It was erected by the baptistry wall in 1925. See also Wilson, Henry [4].

[18] BRISTOL: Church of St Stephen
Design for rebuilding vestry, c.1950
A design was also proposed by Richard C. James & Meredith of Bristol which is now in the RIBA Collection.

[19] BRISTOL: Electricity House, Colston Avenue
Site plan, design & working drawings, 1935-51 (36)
Lit: *Builder*, CL, 1936, pp.969, 982; *A&BN*, CXIV, 1948, p.227; *Builder*, CLXXX, 1951, pp.853-857
The building, on a prominent site, was commenced in 1937 and the shell was complete in 1940 when it was requisitioned by the Government until 1947. Richard Gilbert Scott remarks that it 'seems to me to typify my Father's unhappiness in dealing with this type of work. There was too much window area required, not enough opportunity for great areas of blank wall and too little excuse for punching in concentrated ornament. The office block did not fit the well established theme.' An interior perspective, by Jasper Salwey, is in the possession of Richard Gilbert Scott.

BRISTOL: Friends' Provident Building, Corn Street
See Scott, Giles Gilbert with Roques, A. W.

[20] BROADSTAIRS (Kent): RC church of Our Lady Star of the Sea & presbytery, Broadstairs Road
Design & working drawings for church, 1929-31; design for completion of W end, 1960-61; alternative designs for presbytery, 1931 (18)
Lit: *A&BN*, CXXVII, 1931, pp.6-8; *Architecture Illustrated*, IX, 1934, pp.120-121; Newman, *NE & E Kent*, 1969, p.157

This design was perhaps the most extreme of Scott's experiments in church design between the wars. The nave is wide and low, the apsed sanctuary much taller and structurally distinct. This gives dignity and functional expression to the E parts of the church, enhanced by the picturesque NE tower; internally the nave becomes lit horizontally, the sanctuary dramatically lit from above. The E end and part of the nave were finished by 1931, the W end not until 1961, to a slightly altered design.

[21] BROMSGROVE (Worcs): Bromsgrove School, chapel
Preliminary design; design, contract & working drawings for new chapel, fittings & furnishings; design & working drawings for completion of W end, 1929-60 (39)
Lit: *Builder*, CXXLI, 1931, pp.2, 10, 22-23

The first drawings were made in 1929 and the E parts of the brick chapel, with the large E buttresses flush with the chancel walls, erected in 1930-31. A new design for the W end was made in 1953 and carried out in 1959-61.

[22] BURNBY (Yorks): Church of St Giles
Survey drawing; design & working drawings for restoration, 1908 (11)

[23] BURY (Lancs): Church of the Holy Trinity
Survey drawing; alternative designs, contract & working drawings for new vestries; design for side altar & screen, 1913-15 (15)

[24] BURY (Lancs): Church of St Mary the Virgin
Designs for screens (2)

[25] CAMBRIDGE: Clare College, Memorial Court, Queen's Road
Designs [Fig.115], contract & working drawings [Fig.116] for E side, 1922-24; completion of court, 1928; wings to W, 1931-32; preliminary design, design & working drawings for extensions to S ('1951' or Thirkhill Court), 1949-54; contract drawing for new bathrooms in Old Court, 1925 (85)
Lit: *Builder*, CXXIII, 1922, p.47; CXXVII, 1924, pp.931-934; CXXXVIII, 1925, pp.52, 156; CXLIV, 1933, p.957; *A&BN*, CXXXVI, 1933, pp.7-11, 42-43; *Architecture Illustrated*, VII, 1933, pp.161-162; H. S. Goodhart-Rendel, *English architecture since the Regency*, 1953, p.248; Pevsner, *Cambs*, 1970, p.61
Memorial Court with its central war memorial arch was designed in 1922 to lie on the axis of the Old Court of Clare over the River Cam, but the refusal of King's College to sell the necessary strip of land resulted in the building being moved to the N. Built in stages, the E side with the war memorial arch, costing £12,000, was completed first in 1924 and was largely paid for by Col. A. S. Barham in memory of his son. The design was 'very much to the taste of its time and received loud applause' (Goodhart-Rendel), being a subtle and tasteful essay in neo-Georgian, or rather, a more domestic version of the pre-war 'neo-Grec' style, with special silver-grey bricks, Italian tiles and stylized neo-Classical detail. The design has a restrained elegance not possessed by the many other neo-Georgian buildings in the universities. See also Lutyens, Sir Edwin Landseer [25].

[26] CAMBRIDGE: King's College
Survey drawing, unexecuted preliminary design & design for proposed new building between Bodley's Building & Wilkins' Building, 1924 (7)
See also Scott, George Gilbert Snr [16], [159].47; Scott, George Gilbert Snr [12]; Burges, William; Goldcutt, John [1]; Vulliamy, Lewis, *attrib. to*; Webb, Sir Aston & Bell, Edward Ingress [3].

[27] CAMBRIDGE: Trinity Hall
Survey drawings; designs, contract & working drawings for alterations to library, hall & old buildings & new kitchen wing, 1934; preliminary designs, design, contract & working drawing for new tutor's house on corner of Garret Hostel Lane, 1934-36 (79)
Lit: Pevsner, *Cambs*, 1970, p.181

[28] CAMBRIDGE: University Library
Preliminary designs & designs for early schemes: A, 1923; B, November 1923; C, 1924; D, 1928; E, August 1928; F, December 1928; H, October 1929; J, May 1930; K, January 1931; site plans, preliminary designs, design [Fig.117] & working drawings for scheme as executed, fittings & porter's lodge, 1931-34 (173)
Lit: *Builder*, CXXXIV, 1928, p.676; CXXXVIII, 1930, p.299; CXLII, 1932, pp.924, 930; CXLIV, 1933, p.964; CXLVII, 1934, pp.653, 662-666; *A&BN*, CXXXIV, 1933, p.301; CXL, 1934, pp.38-43, 75-79; *AR*, LXXVI, 1934, pp.168-172; *AJ*, LXXVII, 1933, pp.784, 791; LXXX, 1934, pp.559-568, 617; *Building*, IX, 1934, pp.374-385; Anon., *Cambridge University Library 1400-1934*, 1934; *Architecture Illustrated*, IX, 1934, pp.106-112; X, 1935, pp.4-9; Pevsner, *Cambs*, 1970, p.215

Before making his design Scott visited America to study libraries there, such as the University of Illinois library by Charles A. Platt and James M. White. All of Scott's successive designs involve a symmetrical plan and have the basic system of articulation of tall strips of window between the bookshelves, leaving massive 'antae' in between. The early designs do not have a tower, merely a central portico, but the University of Cambridge insisted on a tower. The junction between the wings, porch and tower evidently demanded much thought, but the final scheme, abandoning the portico and having a vast arch with, oddly, four windows above – an unsatisfactory number – is the least successful part of the design. The library was designed in axis with Scott's Clare Memorial Court, providing a dramatic finale to the route through the war memorial arch. Unfortunately, when the foundations were put in in 1931, the contractor laid them 6ft off centre – an irreversible mistake which caused Scott much distress but which he successfully masked by placing a screen of wrought iron gates and railings at the W end of Memorial Court with no firm verticals to line up with the tower. The building was completed in 1934. The Buckinghamshire bricks are different in tone from the ones of Memorial Court, but the same Italian tiles are employed, giving an exotic flavour to the severe Classical elegance of the reading room and the wings, the latter clearly reflecting the logical arrangement inside of the standard Roneo bookshelves. The reading room, with elaborate bronze gates and painted ceiling, has an exotic Imperial atmosphere, characteristic of the period, which owes something to Stockholm Town Hall.

CHARTERHOUSE SCHOOL (Surrey): War memorial chapel
See GODALMING [42]

[29] CHESTER: Cathedral church of Christ & the Blessed Virgin Mary, associated buildings & Bishop's Palace
Survey drawings of cathedral, cloisters & monastic buildings; preliminary design, design, contract drawings, 1908, & working drawings for restoration of W aisle of S transept; design, contract drawings, 1912, & working drawings for restoration of cloisters; preliminary designs, design & working drawings for restoration & furnishings of refectory, Bishop's Palace & St Anselm's chapel, 1912-16; unexecuted design for conversion of NW part of cloisters into school, 1913; preliminary design, design & working drawings for new rood on rood screen, 1913-14; preliminary designs & working drawings for altars & furnishings in St Nicolas chapel, 1917; & St George's (regimental

memorial) chapel, in E aisle of S transept, 1916-21; designs & working drawings for cenotaph, 1933, & memorial tablet; unexecuted preliminary design & design for Egerton memorial cross & unexecuted design for war memorial cross between nave & S transept, c.1920; 1908-32 (173)
Prov: Some drawings Thompson, 1974
Lit: *Recollections*, p.336; *Builder*, CXXII, 1922, pp.24, 25, 991; Pevsner & Hubbard, *Cheshire*, 1971, pp.135-147, 205; G. W. O. Addleshaw in *Architectural History*, XIV, 1971, pp.74-109

The designs of George Gilbert Scott Snr for the restoration of Chester cathedral were carried out in 1868-76 except for those for the S transept. This, as St Oswald's church, was partitioned off from the cathedral until 1876 and was not restored until 1881-87 to the design of Sir Arthur Blomfield. However, the SW corner was not restored until 1908-09, but it is not clear whether Giles Scott knew of his grandfather's design, about which the latter wrote 'the restoration of the south-east angle of the south transept involved immense study, and though it is no doubt correct as practicable, what we had to work from was a mere wreck' (*Recollections*, p.336).

The E window of the refectory and much of the chapel of St Anselm are new works by Giles Scott. The rood, carved by Ferdinand Stuflesser (1883-1958) in the Tirol, replaced a hanging metal cross by Sir Gilbert Scott, which is now in Dunham on the Hill church, Cheshire. Neither of Giles Scott's designs for a war memorial cross was executed; the one that now stands on the planned site was designed by F. H. Crossley in 1922. Giles Scott's contractor was John Thompson & Sons of Peterborough.

See also Scott, George Gilbert Snr [22]; Eden, Francis Charles; Hussey, Richard Charles [7]; Rickman, Thomas & Hussey, Richard Charles [2].

[30] COVENTRY (Warwicks): Cathedral church of St Michael
Photographs of perspective drawings, by A. C. Webb, of unexecuted design for rebuilding, 1943-45 (5)
Lit: *Builder*, CLXVI, 1944, pp.114-115; *AJ*, XCIX, 1944, pp.137-138; *AJ*, CI, 1945, p.373; *A&BN*, CLXXXII, 1945, pp.83, 93; *Builder*, CLXVIII, 1945, pp.370-372; CLXXII, 1947, p.73

Seven drawings are at the cathedral: a general ground plan (1943), a ground plan and elevation (1944), and four perspectives by A. C. Webb. The remaining drawings appear to be lost.

Scott was appointed architect in 1942, following the destruction by fire of the old cathedral as a result of enemy action. His first scheme was rejected by a new, progressive bishop, and in the design published in 1944 Scott's expressionist Gothic exterior enclosed a more 'modern' interior using his motif of smooth transverse arches. His plan was remarkable and met the requirements of a large congregational area and a forward altar, in accord with modern liturgical fashion, by having large 'naves' to E and W of a free-standing baldacchino. The ruins of the old cathedral were incorporated in a more organic manner than in Basil Spence's executed design, by having the tower and spire at the end of a cloister on the site of the old nave.

The design was criticized by the Royal Fine Art Commission, which disliked its compromise character. Scott therefore resigned in 1947, commenting 'it is unlikely that a modernist or a transitional design will ever meet the approval of both parties... These differences of opinion, and the formation of numerous societies, committees and commissions etc. to give them expression, are characteristics of our time; they harass the unfortunate artist and hamper the production of the work...'

See also McMorran, Donald Hanks [2]; Smithson, Peter Denham & Alison Margaret [3]; Spence, Sir Basil Urwin.

[31] CREATON, GREAT (Northants): Church of St Michael & All Angels
Design & working drawing for memorial tablet to Lt M. C. Wroughton, 1916-17 (3)

[32] DENHAM (Bucks): Golf club
Design for alterations, 1938 (1)

[33] DENHAM (Bucks): The Old Bakery, The Green
Survey drawings, design & working drawings for alterations to & enlargement of group of cottages, 1954-58 (18)

[34] DITTON (Kent)
Unexecuted design for war memorial & memorial cottages; design for memorial cross & canopy as executed, 1919-20 (9)
Lit: A. Whittick, *War memorials*, 1946, pp.43, 83

[35] DOLGELLY (Merioneth): Town Hall
Unexecuted preliminary design, design & working drawings, 1939 (10)
This project was stopped by the outbreak of war in 1939. A perspective, by Myerscough-Walker, is in the possession of Richard Gilbert Scott.

[36] DOUGLAS (IoM): RC church of St Anthony of Padua, Onchan
Alternative designs & working drawing for altar, 1922; design & working drawing for Pietà (6)
These fittings were for a 'temporary church of the Army hut type' (MSS), an alien internment camp recreation hut during the First World War presented by Rudolf Brailli to Canon Crookall & re-erected at Onchan as a chapel-of-ease to St Mary's, Douglas [37] in 1923. The Pietà was carved by Ferdinand Stuflesser of Ortisei in 1927. Benches to Scott's design were installed in 1936. The church still stands.

[37] DOUGLAS (IoM): RC church of St Mary
Survey drawings; preliminary designs, designs & working drawings for high altar & reredos, carpet, choir stalls, communion rails, new entrance & war memorial, 1909-23; survey drawing & design for Lady altar & reredos, 1936 (41)
Lit: *Architects' & Builders' Journal*, XLII, 1915, p.249
The church was built by Henry Clutton in 1857-59. The high altar and triptych was executed in 1909; the choir stalls were installed by 1915. The Lady chapel reredos was carved by Ferdinand Stuflesser, the altar executed by Farmer & Brindley in 1927.

[38] DOWNSIDE ABBEY & SCHOOL (Som)
Survey drawings; designs for 3 alternative unexecuted schemes for completion of nave & W end to abbey church of St Gregory & design for nave as executed, 1917-22; working drawings for nave & alterations to existing choir; designs & working drawings for monuments, furnishings & fittings; unexecuted design for completion of W end of church, 1922-38; alternative unexecuted design, design & working drawings for completion of tower, 1937-38 (96); design & working drawings for addition to school block & new entrance, 1937-39 (25)
Lit: *Builder*, CXXIX, 1925, pp.178, 212; Pevsner, *N Somerset*, 1958, p.183; Dom Augustine James, *The Story of Downside abbey church*, 1961; P. Howell in *The Raven*, LXII, No.252, 1971, pp.11-17
'The church was begun in 1873 to the designs of Dunn & Hansom. They planned a vast cruciform church with a tall spire up against the S transept, and an apsidal chancel with a chevet of chapels around it, in the French manner. The first part built (opened 1882) was the transept, which was used as a temporary church - hence the elaborate altar at the N, below the rose window. Then came the chevet of chapels, the Lady chapel at the E, with undercroft beneath, being opened in 1888... Edward Hansom resigned in 1895 (he committed suicide in 1900), and when the choir was built (1902-05) it was to the designs of Thomas

Garner... This produces fascinating spatial effects. After Garner's death in 1906 (he is buried beneath his choir), F. A. Walters became architect. He had already designed a number of fittings, tombs, &c., and he added the great Sacristy on the N in 1915. The nave was built by Scott in 1922-25. He had to produce three sets of designs before he could satisfy the monks that his work would harmonise with Hansom's & Garner's. The W end remains unfinished. Finally, in 1938, Hansom's tower was most ingeniously altered and added to by Scott in the manner of a mediaeval Somerset tower' (Peter Howell).

Scott's first drawings are of 1917, his final scheme was approved in 1922. He made small alterations to the existing work: to the first bays of Hansom's nave to fit in with his own design, and he rearranged the choir, putting a new parapet under Garner's E window and installing a new altar and stone screens in the sanctuary. Scott also designed the light fittings, the organ screen in the S transept, and several tombs, including that of Cardinal Gasquet, 1929, which Scott considered to be one of his best works. The choir stalls were made by F. Stuflesser of Ortisei in the former Austrian Tirol, whom Scott had often employed before 1914; they are modelled on those in Chester cathedral. Scott's design for the W end, 1938, and S porch remain unexecuted.

Scott's other work at Downside comprised the science wing, 1932, and an addition to the block by Leonard Stokes (q.v.) in 1938 in a sympathetic style.

Drawings for the church by Dunn & Hansom, Garner and Walters are now in the RIBA Collection. See also Lutyens, Sir Edwin Landseer [61].

[39] EDINBURGH: RC church of St Ninian & St Triduana, Marionville Road, Restalrig
Design & perspective, by G. S. Buckingham; design, contract & working drawings for 1st (W) portion & fittings, 1930-32 (24)

Lit: *AC&BN*, CXLI, 1935, pp.334-336
This was a design with clever lighting effects, the nave having only a W window and none in aisles or clerestory. On the other side of the low central tower the nave was balanced by 'a long chancel [which] can hardly fail to be impressive; it suggests the same kind of extravagant dignity as the bonnet of a limousine' (*AC&BN*, CXLI, 1935).

The foundation stone was laid in 1932. In the event only the nave and the lower parts of the central tower were built and the church has been completed and reordered by another hand.

ELSWICK (Northumberland): RC church of St Michael
See NEWCASTLE UPON TYNE [123]

[40] EVERDON, nr Daventry (Northants): Church of St Mary the Blessed Virgin
Design for churchyard gates, design & working drawings for lectern & faldstool, c.1911 (5)
A design for candle brackets for the lectern by W. Bainbridge Reynolds (q.v.) is also now at the RIBA.

[41] GIGGLESWICK (Yorks): School
Unexecuted designs for 2 schemes for gatehouse library building; design for memorial tablet, 1921-22 (10)

GILLING CASTLE (Yorks)
See AMPLEFORTH PREPARATORY SCHOOL [4]

[42] GODALMING (Surrey): Charterhouse School, war memorial chapel
Preliminary design, design [Fig.106] & working drawings for new chapel & fittings, 1922-27 & 1947-54 (72)
Lit: *Builder*, CXXXII, 1927, pp.966-969; *Recent English architecture*, 1947, p.30; Nairn & Pevsner, *Surrey*, 1971, p.144

One of Scott's most remarkable designs in which the logic of the strange Bargate stone exterior is determined by the interior space and lighting. The W and E elevations, ragstone and Early English in style have a rather odd mid-Victorian look, but the side elevations are dominated by tall projections which are both buttresses and windows - a development of Scott's theme of stunted 'transepts'. Internally these windows are not visible from the W end but cast a most effective light, and the interior is dominated by the reredos, incorporating a sarcophagus as the chapel is a memorial to the many Charterhouse dead of the First World War. No contractor was employed, the chapel being built with direct labour under the school clerk of works, Mr A. Boxall. An exterior perspective, by Adrian Gilbert Scott, is in the possession of Richard Gilbert Scott and MS material is preserved at the school. See also Hardwick, Philip Charles [10].

[43] GRANTHAM (Lincs): Church of St Wulfram
Survey drawing & design for chancel floor, 1915; design & working drawing for churchyard gate piers, c.1920 (5)
See also Scott, George Gilbert Snr [49]; Scott, John Oldrid [25].

[44] GRAVESEND (Kent): Church of St James
Survey drawings; unexecuted design for rebuilding nave, c.1910-20 (4)

[45] GUILDFORD (Surrey): 'Clovers', Wood Street Green
Unexecuted design for additions (1)

[46] HANMER (Flints): War memorial
Design, 1919 (2)
Lit: *Architect*, CV, 1921, pp.49, 50

[47] HAWARDEN (Flints): Church of St Deiniol
Survey drawings, design & working drawings for roof & beam, 1915 (5)
See also Scott, George Gilbert Snr [159]; 22; Goodhart-Rendel, Harry Stuart [77].

[48] HAWARDEN (Flints): War memorial cross
Site plan, design & working drawings, 1919-20 (6)

[49] HIGH WYCOMBE (Bucks): Church of St Francis & vicarage, Terriers

Preliminary design, design, contract & working drawings for church, fittings & furnishings, 1928-29; design & working drawings for vicarage, 1932-33 (51)
Lit: *AC&BN*, CXXV, 1931, pp.331, 334-340; *Builder*, CXLV, 1933, pp.142-146; *Architecture Illustrated*, VII, 1933, pp.135-139; *AC&BN*, CXXXIV, 1933, pp.398-399; ICBS, *New churches illustrated*, 1936, pp.103-105; J. Betjeman & J. Piper, *Murray's Buckinghamshire guide*, 1948, p.107; Pevsner, *Bucks*, 1960, p.163

Built in 1929-30 on a sloping site in a new suburb above High Wycombe, St Francis's, Terriers, may be regarded as the most totally successful of Scott's many experiments in church building, with many of the themes which he developed in other buildings coming together to create a masterpiece still in the great tradition of the Gothic Revival. The exterior, of Weldon stone and knapped flints, roofed in Lombardic tiles, has the familiar device of porches, like pavilions with hipped roofs, at the W corners but above these there is no W window, nor are there any windows in the clerestory. Only the narrow aisles and shallow transepts are lit from the outside. As in other buildings, these blank exterior walls are handled with a sophisticated assurance. Internally, therefore, the nave is comparatively dark, but light floods down from the transepts and the tall crossing tower. The curious flat reredos on the E wall is further lit by smaller windows in the canted sanctuary walls. 'So a procession in terms of light is accomplished which is emotionally very effective' (Pevsner). The interior is faced with

rough plaster, except for the stone arches with their generous mouldings. The cost was £20,000. The reviewer of *AC&BN* in 1931 came away 'feeling that the much derided 20th century can, after all, produce a piece of real architecture, and realising why it is that Sir Giles has so much the respect of all classes of architectural thought'.

The vicarage, built in 1932-33, is rather more modernistic in style.

[50] HINDLEY (Lancs): RC church of St Benedict Design for decorations & fittings, c.1921 (3) St Benedict's church was built in 1869 by Joseph Hansom. Hansom's designs of 1889 for completing the W end and tower are now in the RIBA Collection.

HODDER HOUSE (Lancs)
See STONYHURST COLLEGE [156]

[51] HOLKHAM HALL (Norfolk)
Survey drawings for repairs; designs for new wall, alterations to chimneys & conservatory, 1955-57 (8)
See also Burn, William; Sanderson, John [4].

[52] HOLT (Norfolk): Gresham's School, chapel
Survey drawing, by Sir Owen Williams, showing pressures on structure, 1924; design for strengthening roof with bolts, by Edward Boardman, 1933; design for concealing bolts with wooden panels, by Scott; design for tie bars; design for new roof; design for widening buttresses; designs & working drawings for alterations to screen & new canopies to stalls (10)
Lit: Pevsner, *NE Norfolk & Norwich*, 1962, p.168
The chapel was designed by Maxwell Ayrton and built in 1912-16. The very wide wooden roof soon began to exert excessive pressure on the walls and to cause problems.

[53] IWERNE MINSTER (Dorset): Church of St Mary
Survey drawing, design & working drawings for reredos, chancel floor & panelling & altar rails; 1920 (7)

[54] IWERNE MINSTER (Dorset): Kiosk for notice boards
Alternative unexecuted designs, c.1920 (3)

[55] IWERNE MINSTER (Dorset): War memorial cross
Unexecuted design; design & working drawings, 1919 (9)

[56] KIDDERMINSTER (Worcs): Church of St George, Coventry Street
Survey drawings; design, contract & working drawing for rebuilding of interior & new fittings, 1923-26; design & working drawings for side chapel in S aisle, 1952-56 (37)
Lit: Pevsner, *Worcs*, 1968, p.206
The interior of the Commissioners' church of 1821-24 by Francis Goodwin was burned out in 1922. Scott had to provide new arcades, roofs and fittings.

[57] KIDDERMINSTER (Worcs): Church of St Mary & All Saints
Design & working drawings for war memorial, 1919; survey drawings, preliminary design, design, contract & working drawings for NE chapel & fittings, 1921-27 (29)

[58] KIMBLE, LITTLE (Bucks): Church of All Saints
Design for tombstone to Charles Marriott Oldrid Scott (ob.1952) (1)

[59] KINGSTON-BY-SEA (Sussex): Church of St Julian
Design & working drawings for restoration, new vestry & new fittings, 1919 (7)
Alternative designs for gas brackets for the restoration by W. Bainbridge Reynolds are now in the RIBA. See also Scott's note- & sketchbooks [187].10.

[60] KNOWSLEY (Lancs): Cemetery
Design for tomb of Lady Victoria Bullock, 1927 (3); design for tombstone of Sir David Radcliffe, 1929 (3)

[61] LANCASTER: RC church, now cathedral church of St Peter, St Peter's Road
Preliminary designs, design [Fig.111] & working drawings for new reredos, altar, altar rails & steps, 1909 (30)
Lit: *Architect*, LXXXVI, 1911, p.252
The church was built by E. G. Paley in 1857-59. The reredos is now placed in a NW side chapel.

[62] LANCASTER: RC church of St Joseph, Skerton
Design for tombstone & design & working drawings for memorial in churchyard to Miss Margaret Coulston 1910-11 (8)
Lit: L. Weaver, *Memorials and monuments*, 1915, pp.404-405

[63] LANCING (Sussex): Shops, North Road
Survey drawing & design, 1937 (2)

[64] LIVERPOOL: Cathedral church of Christ, associated buildings & precinct
Of the vast number of drawings for Liverpool cathedral which exist, no final selection has been made at the time of writing. Many drawings are preserved at Liverpool including the earliest designs and competition drawings, and many in the Drawings Collection, including designs, contract and working drawings for the Lady chapel by G. F. Bodley & Scott, c.1903-07, and designs and working drawings for subsequent stages in building, for furnishings and fittings, and unexecuted designs for the library, refectory and precinct; also perspective drawings and watercolours by T. Raffles Davison, Hanslip Fletcher (q.v.) [Fig.99], Walter Monckton Keesey (q.v.) [Fig.96] and A. C. Webb. [Figs.93-99, 110]
Prov: One drawing, a preliminary design for the memorial chapel reredos, was pres. by Sir Giles Scott, 1949, in response to a circular letter requesting work by Royal Gold Medallists

Lit: *Builder*, LXXXIII, 1902, pp.71, 276; LXXXIV, 1903, pp.44, 530, 555, 569, 592; *BN*, LXXXIV, 1903, p.751; LXXXV, 1903, p.11; *AR*, XII, 1903, pp.224-228; *Architect*, LXXI, 1904, p.13; *Builder*, LXXXVIII, 1905, p.14; *XCI*, 1906, p.460; *Academy Architecture*, XXIX, 1906, p.16; *Builder*, XCIX, 1910, p.749; *BN*, XCIX, 1910, pp.688, 822; *CI*, 1911, p.475; *AR*, XXX, 1911, pp.95-100; *Builder*, CIX, 1915, pp.367-371; *CXX*, 1921, pp.551-554; *CXXVI*, 1924, p.54; *CXXVII*, 1924, pp.80-96, 121-126, 130-131, 166; *AR*, LVI, 1924, pp.61-77; *Morning Post*, 19 July 1924; *Builder*, CXXVIII, 1925, p.793; *CXLII*, 1932, p.60; *AJ*, LXXX, 1934, p.214; *Builder*, CXLVIII, 1935, p.64; *CLXI*, 1941, pp.141-144; *AJ*, XLIV, 1941, p.109; *Building*, XVI, 1941, pp.209-211, 241; *XVII*, 1942, p.122; *AC&BN*, CLXX, 1942, p.79; *Builder*, CLXII, 1942, p.401; *CLXVII*, 1944, pp.43-45; *CLXXII*, 1947, p.446; *AR*, CII, 1947, p.38; *CIV*, 1948, p.202; *AJ*, CXIII, 1951, p.784; *Builder*, CLXXX, 1951, p.881; C. Nicholson & C. Spooner, *Recent English ecclesiastical architecture*, c.1911, pp.38-42; V. E. Cotton, *The Liverpool cathedral official handbook*, 1924 et seq.; *Cathedral Builders Quarterly Bulletin*, I, 1925 et seq.; F. Yerbury, *Modern European buildings*, 1928, pls.x-xii; H. S. Goodhart-Rendel, *English architecture since the Regency*, 1953, pp.249-252; Vere E. Cotton, *The Book of Liverpool cathedral*, 1964; Pevsner, *S Lancs*, 1969, pp.187-190

Liverpool cathedral is the central and dominant strand in Scott's architectural career; it was his first commission and his most famous and the building by the design for which he rose early to success and for which he is best remembered. He was associated with the cathedral from 1901 until 1960, longer than Wren was involved with St Paul's, but, unlike Wren, he did not live to see his creation completed.

Although largely designed by one architect, the

building history of the cathedral is extremely complicated and the many alterations in the design are best illustrated by the drawings. These changes are carefully recounted in *The Book of Liverpool cathedral*.

The see of Liverpool was formed in 1878; the Liverpool Cathedral Committee established in 1885, and a limited competition for a cathedral to go on a site next to St George's Hall held in 1887. This was won by a mongrel domed design by William Emerson but, fortunately, the project was abandoned in 1888 for the first competition.

The second competition was also surrounded with much controversy and it seems little short of miraculous that the winning design was commenced by the Liverpool Cathedral Committee.

The machinery was set in motion in 1900 when Dr Chavasse succeeded Bishop Ryle. A competition was announced in 1901 and controversy raged over this, over the fact that the Gothic style was at first stipulated, and over the choice of site after St James' Mount, a dramatic position above the cemetery in an old quarry, had been selected in preference to Monument Place. In 1902 the Liverpool Cathedral Act was passed.

In the autumn of 1901 portfolios of work were invited from architects - not necessarily specific designs for the cathedral. 103 entries were received by June 1902. The assessors were G. F. Bodley and R. Norman Shaw who made sure that Liverpool got what it wanted - a Gothic design. Five architects were selected and invited to prepare designs for the cathedral: Austin & Paley, C. A. Nicholson, Malcolm Stark, Walter Tapper and the author of entry No.68, a 'Design for a Twentieth Century Cathedral', who turned out to be a twenty-one-year-old Roman Catholic just out of articles with an unsuccessful competitor, Temple Moore. Their drawings were submitted by April 1903, but even before the assessors had selected Scott's design as having 'that power combined with beauty which makes a great and noble building', the Executive Committee, in that very Protestant city, announced that it would not abide by the decision. It was largely owing to the efforts of Shaw that a compromise was found, that Scott and Bodley should be joint architects - not unreasonable in view of Scott's extreme youth.

The contract for the foundations was signed the same year and the foundation stone laid by HM King Edward VII in 1904. In that year a new design was published by the architects, essentially the same as the competition design with its twin towers and the several transepts rising from the line of the aisles, but differing in details and in replacing the single Lady chapel on the E with one to the SE balanced by a chapter house to the NE.

However, the partnership was by no means easy. Bodley, born in 1827, had been a close friend of Scott's father and was doubtless more than pleased to help his son, but having striven for, and perhaps attained, refinement and perfect harmony in his church architecture, an association with a young, original and vigorous architect who, while he admired his father's work, and wished to take the Gothic Revival further, was bound to generate friction. Difficulties arose over the design of the Lady or morning chapel, the first part of the building to be undertaken. Although similar in plan, the completed structure differs from the original design in the number of buttresses, the shape of the windows and the vault. The improvements in design may well have been owing to Bodley, who in October 1906 requested that the windows be lengthened. The drawings reveal many changes in design before the two-light windows were substituted in 1907 [Fig.95].

The Cathedral Committee was understandably concerned, especially as it feared that Bodley would devote most of his energies to Washington cathedral, where he was appointed architect in 1906. In that year the clerk of works was instructed only to execute drawings signed by both architects. In 1907, when it

was clear that the partnership was breaking down, Bodley ceased to be joint architect and became consultant, with the responsibility of having to approve Scott's designs and still personally responsible for stained glass and ornaments. This arrangement was no more satisfactory, and Scott may have actually written a letter of resignation when 'Providence . . . stepped in . . . and Mr Bodley, full of honours, was translated to another sphere' (C. H. Reilly in *Building*, IV, 1929, p.108). The essential form of the Lady chapel had been determined before this [Fig.95] and changes were made by Scott after 1907. Begun in 1905, it was opened in 1910 and the fittings (e.g. Fig.110) were probably designed by Scott alone. In 1906 the chapter house had also been commenced, but it was to be octagonal rather than balancing the Lady chapel in shape.

Before Bodley's death the walls of the choir were already rising although no final decisions had been taken about the windows and vault. Scott was enabled to make decisions and changes as the building rose – a truly medieval design process which eventually applied to the whole cathedral. Scott was now sole architect and, although still only twenty-seven years old, enjoyed the trust of the committee to such an extent that in 1910 a total change in overall design was approved and the two principal features of the competition and 1904 designs – the twin towers and the transepts off choir and nave – were abandoned. His first proposals were made in 1909: 'As soon as I was given sole control of the work, I decided to start all over again, to abolish the twin towers, and to have a central dominating feature, but as the foundations and some of the column bases of the original plan had been put in, it was necessary to fit the new plan to the old column bases. The space at the Crossing between where the twin towers were to have been was not large enough on plan for a tower of the size I required, and so a large tower was planned further west, with another set of transepts to balance the composition. This had the advantage of providing a large Central Space which was lacking in the original competition design' (*The Book of Liverpool cathedral*, p.29) – and thus fulfilling a requirement in the competition which the winning entry had ignored.

Work went on slowly during the First World War and the choir and E transepts were consecrated in 1924. The next, second section, of W transepts and tower, was commenced in 1925. The design of the transepts had been determined in 1910, but the final design of the central space and porches was only settled in 1924. As for the shape and height of the tower, six designs were approved between 1909 and the final executed design in 1936, and Scott was continuously modifying his design between 1910 and 1924 [Figs.96-98]. In 1909 it was to be 280ft high; 1924, 320ft; 1925, 308ft, and in 1936, 331ft.

The W transepts were completed in 1941, the Vestry tower the following year. In 1942 Scott published the last of his several designs for the W end, a massive, almost fantastical design, with the sheer walls breaking up into detail as they rise and with complex staircases below. This, and the designs for library and refectory to go below the E end prepared at this time, remain unexecuted. Also at this period Scott indulged in more fantastic designs for bridges leaping across the cemetery and, more practically, plans for redeveloping the area below the cathedral to the (ritual) S. A rather sterile, formal plan was published in 1947, which has not been put into effect. The construction of the nave was not commenced until 1948, and war damage had also to be repaired. Work proceeded slowly, owing to steeply rising costs in an increasingly secular age, and the stone became a facing to concrete construction. The first bay of the nave was opened in 1961, a year after Scott's death.

The last two bays are now slowly rising – but not to Scott's design. After his father's death, Richard Gilbert Scott prepared a design in 1962 based on his father's but would not economize further and resigned. The cathedral is now being completed to the design of F.

G. Thomas (F), Scott's former assistant and subsequent partner, who was helped in the preparation of the drawings by R. A. P. Pinckney, another of Scott's assistants.

The design as basically established in 1910 totally differed in character from the original design. The competition design was in the tradition of the taut, crisp Gothic of Bodley and G. G. Scott Jnr, with a marked vertical emphasis and with comparatively small elements put together as the building rises in a most complex picturesque mass. The design as built shows the taste of the mature Scott: it has become almost Classical in form, being symmetrical about the tower; walls are massive and sheer, the forms are huge and the sense of scale almost lost. In the way the stone and the forms are modelled there is that striving for the sublime which is closely mirrored by the contemporary development in the work of Sir Edwin Lutyens (q.v. for Liverpool RC cathedral) but in a personal Gothic rather than a mannerist Classical style. Scott attempted to write about his architecture in 1924: 'In most Gothic Cathedrals the emphasis of the vertical is unduly stressed and thereby a great deal of calm and serenity is sacrificed . . . there is a feeling of restlessness which tends to destroy repose and peace . . . It comes to a question of balance, like everything in nature, and at Liverpool I have endeavoured to combine the uplifting character imparted by vertical expression with the restful calm undoubtedly given by the judicious use of horizontals . . . Subsequent alterations that have taken place have all been with a view to reduce the vertical character, and thereby emphasising the influence of the horizontals' (*Morning Post*, 19 July 1924).

The final design for the tower belongs to a later stage in Scott's career, and perhaps in it the Classical sublimity is a little tempered by Gothic sentimentality.

The furnishings of the cathedral, especially the reredos, are in a personal style of Scott's, and are almost, for a huge cathedral, too much in harmony with each other. Their style owes much to a visit to Spain made with Sir Frederick Radcliffe, Treasurer of the Committee, 1901-13, and Chairman 1913-34, President 1951-53.

Scott drew every $\frac{1}{2}$ in and full-size detail drawing himself. The labour was prodigious as some of the FS details are 12ft long, and every drawing was carefully copied in pencil and, in the early years, usually embellished with coloured wash shading. He was assisted by A. G. Crimp, 1903-51, and F. G. Thomas, 1951-53. The contractor throughout was Morrison & Sons of Wavertree; the clerk of works until 1921 was A. Green, and from 1921 to 1953 O. Pittaway. Work was continuously carried out on a schedule of prices. The many firms involved with fittings and details are all listed in the *Book of Liverpool cathedral*.

Perhaps the best last word on the cathedral, and its architect, comes from Goodhart-Rendel: 'It may be bold to date the death of the Gothic Revival within the years in which the central tower of the Cathedral Church of Christ at Liverpool was beginning to rise, and yet that date appears certain. [The Cathedral] is a scenic prodigy, displaying the great imaginative power of its designer, and producing upon many spectators an emotional effect of extraordinary intensity. It stands aloof from architectural reality, having neither the functional nor the constructional inevitability of the ancient buildings whence its forms are ultimately derived – it is either a great engine of emotion or nothing. Those susceptible to its spell need not, indeed should not, disenchant themselves by any attempted exercises of criticism. It has not the guarantee of permanent enjoyability that more rational architecture may hope to possess; for much in it that gives pleasure no justification would remain should that pleasure ever be wanting. Nevertheless, it has permanence as the memorial of long and arduous labour on the part of an architect exceptionally sensitive to the tastes and aspirations of his contemporaries, and permanence also as a memorial of

the lofty aims of countless able artists who, in three generations, spent their efforts in the service of Romance.'

See also Scott, John Oldrid [40]; Austin, Hubert James & Paley, Harry Anderson; Bradbury, George & Sons; Brooks, James; Murray, Thomas E. [1]; Nicholson, Sir Charles Archibald [31]; Pite, Arthur Beresford [63]; Reilly, Sir Charles Herbert; Tapper, Sir Walter John [1].

[65] LIVERPOOL: Church of St Agnes, Sefton Park Design for war memorial tablet, 1919; preliminary design & design for memorial to the Rev. Charles Cunningham Elcum, 1st vicar (1885-1927); design for sanctuary lamp (5)

[66] LIVERPOOL: Church of St Matthew & St James, Mossley Hill Survey drawing; unexecuted design for chapel; designs for furniture, 1919-20 (4) The church was built by Paley & Austin in 1870-75.

[67] LIVERPOOL: RC church of St Nicholas Survey drawings; unexecuted design for screen, 1923(5)

[68] LIVERPOOL: Church of St Paul, Derby Lane, Stonycroft Preliminary designs, design [Fig.103], contract & working drawings for new church, designs & working drawings for fittings & furnishings, 1913-16 (71) Lit: *Builder*, CX, 1916, pp.86-89; *Architect*, XCVIII, 1917, pp.86, 92; *AR*, XLII, 1917, pp.86-89; Pevsner, *S. Lancs*, 1969, p.249

The church was built at the expense of Douglas Horsfall (see also [163]) and constructed of unusual materials: reinforced concrete faced with special small silver-grey bricks and with grey terra-cotta dressings externally, inside all is plastered save for brick dressings and a wooden dado around walls and piers. The plan is almost symmetrical about a dominating crossing tower. Scott employed here one of the remarkable features of his original Liverpool cathedral competition design – the large transepts rising from flush with the aisle walls. Here there are three, with hipped gables, leaving small spaces between for aisles so low and short that they become passages through the piers inside from which spring the groin vaults of nave and transepts. This most clever and satisfying plan therefore employs the same device as St Front at Périgueux. The style, however, is externally that sublime Gothic of the cathedral.

[69] LIVERPOOL: Liverpool College for Girls, Huyton Survey drawing; unexecuted designs in alternative styles for school chapel, c.1923 (9) Lit: *AR*, LIII, 1923, p.29 The design was exhib. at the RA 1923.

LONDON: Adelphi Building, Victoria Embankment, Westminster See Scott, Giles Gilbert with Colcutt & Hamp

[70] LONDON: Cumberland Market, Augustus Street (St Pancras), Camden Design for layout of Cumberland Market development for Crown Lands, c.1939

[71] LONDON: Bankside power station, Southwark Site plan; preliminary designs, designs & working drawings for various stages of building, 1947-60 (18) Lit: *AJ*, CV, 1947, p.404; *Ac&BN*, CXC, 1947, pp.146-147; *Builder*, CLXXII, 1947, p.493; G.M. Stamp & A. Boyd Harte, *Temples of power*, 1979 Scott's first design was for a large block with a slender chimney at either end; the second design had the dominating central chimney. When the designs were published in 1947 they were condemned by the Royal Society of Arts, there was a public outcry against placing a power station directly opposite St Paul's cathedral and the precincts planned to open

up vistas from the Thames. However, Sir Giles's rather lame defence of his design, that it would be overshadowed by other buildings in the area, has in fact been justified by the tall buildings permitted in the City since. He asked 'why power stations should be considered "untouchables" ... Power stations can be fine buildings, but it must be demonstrated' and he chose a light-toned brick to make 'a bright cheerful city'. The engineers were Mott, Hay & Anderson. Building was in stages and was not complete until 1960. A perspective by A. C. Webb is in the possession of Richard Gilbert Scott. *See also* note- & sketchbooks [187].13.

LONDON: Battersea power station (Battersea), Wandsworth
See Scott, Giles Gilbert with Halliday & Agate

[72] LONDON: Bayswater Road, Westminster
 Unexecuted design for roundabout at junction with Westbourne Street

[73] LONDON: No.4 Campden Hill (Kensington), Kensington & Chelsea
 Design for interior decoration in neo-Regency style for the architect (4)
 Scott lived here before the First World War.

[74] LONDON: Charing Cross Bridge
 Site plans showing proposed road layout & designs for alternative unexecuted schemes for new road bridge, 1930-31 (4)
 Lit: *Builder*, CXL, 1931, p.574
 One of the recurrent preoccupations of architects and town planners between the wars was the projected removal of Charing Cross station and railway bridge and building of a new road bridge and Southern Railway terminus at Waterloo (e.g. of Sir Edwin Lutyens). Scott sat on the advisory committee and his was one of six schemes submitted to the LCC in 1931, but it was not the winning design. *See also* Lutyens, Sir Edwin Landseer [129].

LONDON: Phoenix Theatre, Charing Cross Road (Holborn), Camden
See Scott, Giles Gilbert with Crewe, Bertie & Masey, Cecil Aubrey

[75] LONDON: RC church of Our Lady of Grace & St Edward, Chiswick High Road (Middx), Hounslow
 Preliminary designs, designs, contract & working drawings for new NE tower & new reredos, 1930-33 (12)
 Lit: Pevsner, *Middx*, 1951, p.31
 The church, in an Italian style in rubbed red-brick, and the base of the tower were built by J. Kelly in 1904. Scott completed the tower in 1930. The reredos was installed in 1933.

[76] LONDON: RC priory church of Our Lady of Mount Carmel and St Simon Stock, Kensington Church Street (Kensington), Kensington & Chelsea
 Preliminary design, design & working drawings for new church & fittings, 1954-59 (41)
 Lit: *AJ*, CXXXVII, 1958, p.686; *A&BN*, CXVII, 1960, p.515
 The old Carmelite church was destroyed during the Second World War. Scott's design was executed in 1957-59. Its sparse Gothic style may, for some, obscure the cleverness of the plan. The familiar themes of small gabled 'transepts' flush with the nave walls and prominent transverse concrete arches reappear, but the latter are pierced by narrow passage aisles and support a clerestory and ceiling above while obviating the necessity of arcades below.

An interior perspective by J. D. M. Harvey is in the possession of Richard Gilbert Scott.

[77] LONDON: Church of St Alban the Martyr, Brooke Street (Holborn), Camden
 Design for memorial brass to the Rev. R. A. J. Suckling, 1919 (2)
 Lit: B. F. L. Clarke, *Parish churches of London*, 1966, p.85
 R. A. J. Suckling (1842-1917) was the second incumbent of Butterfield's church of 1861-63. After it was badly bombed in 1941, Giles & Adrian Scott submitted two schemes for rebuilding in 1945; one for a proper restoration, one for necessary repairs. The result, the work of Adrian Scott & Sir Ninian Comper is far from sympathetic to Butterfield.

[78] LONDON: Church of St Alban, North End Road, Golder's Green (Hendon, Middx), Barnet
 Preliminary design & designs for early schemes; preliminary designs, design [Fig.108], contract & working drawings for church as executed; preliminary designs, designs & working drawings for reredos, font cover, lectern & light fittings; design for altering existing church into hall, c.1930-32 (45)
 Lit: *Builder*, CXLII, 1932, pp.344-347; CXLV, 1933, pp.48-50; *A&BN*, CXXXIV, 1933, pp.10-13; *AJ*, LXXVII, 1933, pp.489-491; *Architecture Illustrated*, VII, 1933, p.154
 An early design for the church had an L-shaped plan with the altar on the diagonal; all the unexecuted schemes had a low crossing tower surmounted by a tall pitched roof or spire. The executed design was carried out in 1932-33 and cost £24,000. It was built of special narrow bricks with Clipsham dressings; internally the usual rough plaster was relieved with a dado of Blue Hornton stone. Scott contrived to make the two tower arches and the sanctuary arch of the same shape, thus making a logical visual procession.

[79] LONDON: Church of All Hallows, Pepper Street, Southwark
 Designs for decoration of Lady chapel, screen wall in chancel, hanging rood, canopy, lamps &c, 1919-23 (15)
 This church was designed by Scott's father. Following war damage and the demolition of the church, the fittings were dispersed or destroyed. Scott's decoration does not survive in the still extant Lady chapel. *See also* Scott, George Gilbert Jnr [44]; Griggs, Frederick Landseer B. [7].

[80] LONDON: Church of All Hallows & parish hall, Savernake Road, Gospel Oak (St Pancras), Camden
 Survey drawings; design [Fig.101], contract & working drawings for completion of chancel & side chapels; designs & working drawings for high altar, side altar & calvary, 1913-15; design & working drawing for shrine of Our Lady & font, 1940-46; alternative designs, contract & working drawings for parish hall in Courthope Road, 1928-29 (53)
 Lit: *Builder*, LXVII, 1894, p.474; *A&BN*, CLXI, 1940, p.149; Pevsner, *London II*, 1952, p.357; B. F. L. Clarke, *Parish churches of London*, 1966, p.147
 The church was originally designed by James Brooks and begun in 1892, but when it was consecrated in 1901 only the nave, without its vaulting (which is still lacking), and the lower parts of the chancel up to the level of the top of the small arcades had been erected. The building was completed by Scott in 1913-15 to a new design which nevertheless maintains the strength and logic of Brooks's work. The side altar in the N chapel and the high altar were completed in 1915, the latter, made by Farmer & Brindley, of marble in a Classical style and surmounted by crucifix and candlesticks in the Anglo-Catholic Baroque taste. Drawings by W. Bainbridge Reynolds (q.v.) for these candlesticks and an iron candle stand are now in the RIBA Collection. In 1940 Scott designed an image of Our Lady as a memorial to J. A. Patterson; the font was installed in 1946. In 1974 repairs had to be undertaken owing to faults in Scott's vaulting. An interior perspective drawn by Charles Gascoyne is at the church.

[81] LONDON: Church of St Augustine, Kilburn (Paddington), Westminster
 Survey drawings; designs & working drawings for war memorial tablet, 1920; additions & alterations to high altar, 1920-21; reredos & furnishings for Lady chapel, 1933-34; image of Our Lady, 1935; panelling &c; 1920-47 (28)
See also Pearson, John Loughborough [8].

[82] LONDON: RC church of St Etheldreda, Ely Place (Holborn), Camden
 Survey drawings; design & working drawings for altar & tabernacle in crypt chapel, c.1933 (12)

[83] LONDON: RC church of Our Lady of Victories, Clapham, Wandsworth
 Survey drawing; design & working drawing for war memorial cross in churchyard, 1919-20 (4)
 Lit: A. Whittick, *War memorials*, 1946, pp.43, 82

[84] LONDON: Church of St Mary Abbots, High Street (Kensington), Kensington & Chelsea
 First unexecuted design for enlarging S choir aisle into war memorial chapel; design & working drawings for war memorial chapel as executed, with new E window, altar, reredos & cenotaph for roll of honour, 1920-21; design for wind porch by S door (25)
 Lit: *Builder*, CXXIII, 1922, p.660; B. F. L. Clarke, *Parish churches of London*, 1966 p.101
 Scott's first design was for a chapel with a new high wagon roof, but the Chapel of the Resurrection as executed retained the existing aisle roof but included a new E window. The reredos was given in memory of the Rev. S. E. Pennefather. *See also* [187].12; Scott, George Gilbert Snr [77]; Scott, George Gilbert Jnr & Scott John Oldrid [6]; Scott, John Oldrid [45].

[85] LONDON: Church of St Michael, Chester Square, Westminster
 Survey drawings of existing church; design for first unexecuted scheme; preliminary designs, designs, contract & working drawings for NE war memorial chapel & reredos as executed; designs for new gallery front in chancel, communion rails & font, 1916-26 (30)
 Lit: B. F. L. Clarke, *Parish churches of London*, 1966, p.185
 The church was by Thomas Cundy, 1844-46, enlarged in 1874. Scott fitted his tall chapel on to a limited space on the NE corner in 1920-21, with the exterior in ragstone in accord with the rest of the building. The reredos was installed in 1922. *See also* [187].12

[86] LONDON: RC church of St Thomas à Becket, Wandsworth
 Design for reredos, c.1905 (1)

[87] LONDON: Hampstead old churchyard, Church Row (Hampstead), Camden
 Design & working drawing for tombstone to Geoffrey Gilbert Scott, 1919 (3)
 This was for Scott's first child, who died on 5 May 1919, aged 3 years 5 months.

[88] LONDON: City
 Designs for decorations for the coronation of HM King George VI, 1937 (9); site plans, survey drawings of lamp-posts, designs & working drawings for decorations for the coronation of HM Queen Elizabeth II, 1952-53 (33)
 Lit: *Builder*, CLII, 1937, p.1023; *AJ*, CXVII, 1953, pp.33, 733; *A&BN*, CCIII, 1953, p.92

[89] LONDON: Singer Building, City Road (Finsbury), Islington
 Unexecuted design, c.1928 (3)
 Lit: *Builder*, CXXXIV, 1928, p.252
 Scott may have been approached as consulting architect, but his designs were not adopted. The executed design was by W. A. Lewis.

[90] LONDON: Chester House, Clarendon Place (Paddington), Westminster
Survey drawing of existing building; site plan; preliminary design; design, contract & working drawings for new house & furniture for the architect, 1924-25 (33)

Lit: *AR*, LX, 1926, pp.101-105; *Builder*, CXXXI, 1926, p.605; CXXXIV, 1928, pp.1012, 1021; P. Abercrombie, *The Book of the modern house*, 1939, pp.74-75

Scott waited twelve years to obtain the lease of the site, which was used for stables. Earlier sketches for his own house were in the 'Neo-Grec' style of No.129 Grosvenor Road (see Scott, Giles Gilbert & Scott, Adrian Gilbert [1]), but the house as built in 1925 used the elegant, rather horizontal neo-Georgian style developed for Clare College, Cambridge (q.v. [25]). The plan consisted of self-contained units and allowed a thin balcony on the first floor – a feature used again in No.22 Weymouth Street, a house of 1934 in a similar style. The interior had a restrained and stylized neo-Classical flavour with carefully chosen finishes – floors of terrazzo and ruboleum, skirtings of black marble, plaster of Hopton Wood colour, the woodwork 'unpainted western hemlock, gently stained', giving Scott's favourite oatmeal colour, and any decoration in pale blue-green and black. The house won the RIBA London Architectural Medal for 1927. Scott lived in it until his death in 1960.

Two perspective drawings by T. Raffles Davison are in the possession of Richard Gilbert Scott.

[91] LONDON: House, College Road, Dulwich (Camberwell), Southwark
Unexecuted design for alterations to existing house; preliminary design, design & working drawings for new house on same site as executed for Basil C. Aldous, 1936-37 (16)

The first designs were for additions to the existing 'Athol House' on the corner of College Road and Dulwich Wood Park, but this was demolished for a new house in the style of Chester House (q.v. [90]).

[92] LONDON: Foundling Hospital site, Coram's Fields (Holborn), Camden

Preliminary designs & designs for alternative unexecuted schemes for redevelopment of Foundling Hospital site with exhibition hall & flats, 1928 (34)
Lit: H. P. Clunn, *The Face of London*, 1950, p.145
The Foundling Hospital was demolished in 1928. A proposal to transfer the fruit and vegetable market from Covent Garden to the cleared site and grounds was defeated by public opposition and, eventually, in 1936 they were laid out as a public park.

LONDON: County Hall, Lambeth
See Scott, Giles Gilbert with Wheeler, E. P. & Hiorns, F. R. []

LONDON: William Booth Memorial Buildings, Denmark Hill (Camberwell), Southwark
See Scott, Giles Gilbert with Gordon, Alexander & Viner, G. J. Morris

[93] LONDON: Offices, New Chesterfield Street, now De Walden Street (St Marylebone), Westminster
Design for entrance, 1931 (1)

LONDON: City Gate House, Finsbury Square (Finsbury), Islington
See Scott, Giles Gilbert with Wills, F. R. Gould

[94] LONDON: Gray's Inn (Holborn), Camden
Design & working drawings for alterations & panelling, 1937 (9)

LONDON: No.129 Grosvenor Road, Westminster
See Scott, Giles Gilbert & Scott, Adrian Gilbert [1]

[95] LONDON: Nos.16 & 17 Grosvenor Square, Westminster
Design for rebuilding, 1952-53, & standard elevation for No.18 as provided by Grosvenor Estate when rebuilt 1933-34 (3)

[96] LONDON: Guildhall, City
Preliminary designs & designs for 3 unexecuted schemes for extensions, 1935-39; preliminary designs & design & working drawings for restoration & new roof for hall, including perspective drawings by Nigel Mould, 1950-54; design & working drawings for office building & furniture, 1955-58 (65)
Lit: *Builder*, CLVI, 1939, p.151; CLXXXIV, 1953, p.182; CLXXXVI, 1954, p.331; CLXXXVII, 1954, pp.731-732; *A&BN*, CCVI, 1954, p.604; *AJ*, CXXVI, 1957, p.553; Pevsner, *London I*, 1973, pp.191-193; C. Wilson, 'The Original design of the City of London Guildhall', *Jnl of the British Archaeological Association*, CXXIX, 1976, pp.1-14

Scott's ambitious pre-war schemes, precluded by the outbreak of war, envisaged a circular court and low extensions in front of George Dance's façade. The side extensions were to be in that modernistic Georgian, of the kind adopted at County Hall (see Scott, Giles Gilbert with Wheeler, E. P. & Hiorns, F. R.), carefully scaled to Wren's church of St Lawrence Jewry and with concentrated areas of Classical detail. The hall was restored following bomb damage, with a new roof with stone transverse arches – a more traditional use of the theme used in several of Scott's churches and here justified by archaeological investigation. The office building to the N is a classic statement in Scott's late brick modern style. Subsequent additions to the W and the new library and exhibition hall to the N have been designed by Richard Gilbert Scott.

[97] LONDON: London House, Guilford Street (Holborn), Camden

Unexecuted design (4)
London House was eventually built by Sir Herbert Baker, 1935-38.

[98] LONDON: Lincoln's Inn (Holborn), Camden
Preliminary design for chapel organ; designs & working drawings for alterations to chapel panelling, furnishings & new common room, 1935-37 (9)
See also Scott, George Gilbert Snr [87]; Hardwick, Philip [1].

[99] LONDON: Croppthorne Court, Maida Vale (St Marylebone), Westminster
Designs for unexecuted schemes; preliminary designs, designs & working drawings for block of flats with bank & garage as executed, 1928-29 (24)
Lit: *Builder*, CXXXV, 1928, p.929; CXXXIX, 1930, pp.468-470; *A&BN*, CXXIV, 1930, pp.463-466; *Building*, V, 1930, pp.530-533
Scott's zig-zag plan obviated the necessity of light wells and ensured that all rooms in the flats were well lit.

[100] LONDON: King George V memorial, Old Palace Yard, Westminster
Alternative preliminary designs, designs & working drawings for unexecuted Gothic & Classical schemes; design & working drawings for pedestal to statue as executed & unexecuted design for altered façade for Nos.6 & 7 Old Palace Yard, 1939 & 1946 (18)
Lit: *Builder*, CLVI, 1939, p.144; CLVII, 1939, p.93; *AJ*, CHI, 1946, p.279; *Builder*, CLXXIII, 1947, pp.452-453; Sir Campbell Stuart, *Memorial to a king*, 1954; Pevsner, *London I*, 1973, p.605
Scott's design for a Gothic canopy over a statue by Sir William Reid Dick was published in 1939, but owing to criticism a Classical design was produced the same year. A revised design, with the pedestal more in the manner of Lutyens, was executed in 1946-47 and necessitated the destruction of No.5 Old Palace Yard.

[101] LONDON: People's Cinema University, nr Oxford Street, Westminster
Unexecuted design, 1932 (2)
Lit: *A&BN*, CXXXI, 1932, p.181
This abortive project, to be built on 'an island site off Oxford St.', containing a large circular cinema and lecture rooms, was sponsored by Sir Oswald Stoll & Sir James Marchant.

[102] LONDON: Palace of Westminster, House of Lords
Survey drawing; designs for 2 alternative schemes for war memorial, c.1919 (5)
See also Scott, Giles Gilbert & Scott, Adrian Gilbert [2]; Barry, Sir Charles; Bury, Thomas Talbot; Cockerell, Charles Robert; Cottingham, Lewis Nockalls; Crace, John Gregory; Mocatta, David [10]; Pugin, Augustus Welby Northmore [50]; Rickman, Thomas & Hussey, Richard Charles [4]; Smirke, Sir Robert [13]; Stevens, Alfred [7]; Thomas, John [10]; Wilkins, William [5].

LONDON: Fountain House, Park Lane, Westminster
See Scott, Giles Gilbert with Myer, George Val & Watson-Hart, F. J.

LONDON: Guinness Brewery, Park Royal (Willesden, Middx), Brent
See Scott, Giles Gilbert with Gibb, Sir Alexander & Partners [1]

LONDON: Westminster House, Parliament Square, Westminster
See Scott, Giles Gilbert with Montagu, A. A. van & Tomlins, E. Frazer

[103] LONDON: Statue of Sir Joshua Reynolds, Burlington House, Piccadilly, Westminster
Design for pedestal

LONDON: Hamilton House, Piccadilly, Westminster
See Scott, Giles Gilbert with Bennett, T. P. & Sons

[104] LONDON: Nursing home, Portland Place (St Marylebone), Westminster
Unexecuted design (2)
This building would have occupied the S end of the site on which now stands Broadcasting House, built 1929-32.

[105] LONDON: Royal Institute of British Architects, No.66 Portland Place (St Marylebone), Westminster
Design relating to the competition for a new building, 1932 (2)
Scott was President of the RIBA when G. Grey Wornum won the competition for a new building in 1932. These drawings presumably represent the advice given to Wornum in 1932 by Scott, when Wornum was instructed to prepare a reduced version of his winning competition design. See Addendum, p.187.
See also Hill, Oliver F. [106]; Moore, Leslie Thomas [3]; Pite, Arthur Beresford [44]; Wornum, George Grey [4]; Wornum, Miriam.

[106] LONDON: Queen Victoria Street, City
Unexecuted design for building next to College of Arms, c.1947
This building would have been on the SW corner of the proposed flight of steps leading up to the S front of St Paul's cathedral envisaged in the Holden-Holford plan for the City of London, 1947.

[107] LONDON: St James's Square, Westminster
Unexecuted design for underground taxi & car park, c.1910-24 (4)
This design probably dates from before 1912.

[108] LONDON: St Paul's cathedral precinct, City
Alternative designs for planning area around St Paul's cathedral & alterations to plan by Sir William Holford, 1955-57 (9)
Lit: *AJ*, CXXIV, 1956, pp.920, 924-925

Scott very much objected to Holford's modernist and asymmetrical arrangement of new buildings around St Paul's, but his own axial and formal scheme, favoured by the Minister of Works, Mr Duncan Sandys, quite ignored the traditional picturesque relationship between St Paul's and the City. Holford's plan was carried out in part. *See also* Emberton, Joseph.

[109] LONDON: RC convent of the Visitation, Sudbury Hill, Harrow (Middx)

Survey drawings; alternative preliminary designs; design [Fig.102], contract & working drawings for rebuilding chapel; preliminary designs, designs & working drawings for furnishings & fittings, 1905-06 (79)

A new chapel and externs' chapel had been built in 1901-02 to the designs of Thomas Garner (q.v.). However, the new building rapidly showed signs of structural instability, and after a successful legal action by the Visitation Sisters in 1905 Scott was commissioned to rebuild the chapel. Garner's chapel was taken down but parts, such as the windows, doors and roofs, were incorporated in Scott's building which was to a new design following the old plan.

Garner's drawings, which were in Scott's possession, are now in the RIBA Collection. Garner shared offices with Scott and Bodley at No.7 Gray's Inn Square and must have seen Scott's design for rebuilding his chapel before he died in 1906. The RC church at Bournemouth was built at the same time and is similar in style. Both are remarkably original essays in the Gothic Revival tradition for a twenty-five-year-old architect. The Lady altar, formerly in the NE chapel, has since gone with the Visitation Sisters to Waldron, Heathfield, Sussex. *See also* [187].4.

[110] LONDON: No.28 Tavistock Square (Holborn), Camden
Working drawing for alterations for the architect, 1917 (1)

[111] LONDON: Nunhead Cemetery (Camberwell), Southwark
Design for memorial to Boy Scouts, c.1912 (4)
Lit: *Architects' & Builders' Jnl*, XLII, 1915, p.239
This memorial was to Boy Scouts of the 2nd Walworth Troop (Dulwich Mission) accidentally drowned in 1912. Miss Reed was the sculptress. It has since been vandalized.

LONDON: Twyford Estate, Park Royal, Ealing (Middx)
See Scott, Giles Gilbert with Gibb, Sir Alexander & Partners [2]

LONDON: Waterloo Bridge
See Scott, Giles Gilbert with Rendel, Palmer & Tritton

[112] LONDON: Standard Telephones & Cables Co. factory, Wembley (Middx), Brent
Unexecuted design, 1930 (2)

[113] LONDON: Charterhouse Rheumatism Clinic, Weymouth Street (St Marylebone), Westminster
Design for X-ray room (2)
This was designed with Scott's brother, Sebastian Gilbert Scott (1879-1941), a pioneer radiologist who died of leukaemia as a result of his experiments.

[114] LONDON: Footbridge, West Drayton (Middx), Hillingdon
Design (1)

[115] LONDON: Whitelands College, Putney, Wandsworth
Preliminary design, design & working drawings for chapel & fittings & furnishings; working drawings for main building, 1929-31 (20)
Lit: *Builder*, CXL, 1931, pp.74-78, 118

Scott's new buildings for this women's teacher training college were begun in 1929. They consist of the residential building, symmetrical, with the principal front facing S - a clever design receding on different levels with terraces and 'pergolas' on the low towers. In style, although in Scott's Georgian manner, it is strongly redolent of the best Continental work in brick of the 1920s, that is, German and Scandinavian. To the N, on the central axis, is a chapel in the Byzantine/Romanesque style used at Lady Margaret Hall, Oxford [130].

[116] LUTON (Beds): Church of St Andrew, Blenheim Crescent

Preliminary design, design [Fig.107], contract & working drawings for new church, furnishings & fittings, 1931-32 (36)
Lit: *Builder*, CXLIII, 1932, pp.841, 849-852, 923; *A&BN*, CXXXII, 1932, pp.168-172; *Architecture Illustrated*, VII, 1933, pp.137-138; ICBS, *New churches illustrated*, 1936, pp.25-27; Pevsner, *Beds & Hunts*, 1968, p.116
This church, in Scott's characteristic brick style roofed with Lombardic tiles, is perhaps most memorable for the squat W tower and the massive lateral buttresses with their 'brick timbering'; internally the theme of prominent transverse arches is developed. The cost was £12,917.

[117] LYDIATE (Lancs): RC church of Our Lady Design & working drawings for baptistry rails; design & working drawing for roof decoration; 1936 (4)

[118] MACHEN (Mon): Power station
Preliminary design & design for architectural treatment, 1952 (6)
Unexecuted.

[119] MANCHESTER: RC chapel, RAF aerodrome, Heaton Park
Design for converting nissen hut into chapel, 1944
James Wyatt's Heaton Hall was taken over by the RAF during the Second World War.

[120] MIDSOMER NORTON (Som): Tithe barn / RC church of the Holy Ghost
Design, contract & working drawings for conversion of tithe barn into chapel, 1912 (7)
Lit: Pevsner, *N Som & Bristol*, 1958, p.228
This conversion was executed for Downside Abbey. Survey drawings of the original C15 barn and unexecuted designs for the conversion of 1906 & 1911 by John Bevan and William F. Bird are now in the RIBA Collection.

[121] MORPETH (Northumberland): RC church of St Robert of Newminster
Survey drawings; design & working drawing for communion rail, 1921 (6)

[122] NAIROBI (Kenya): Cathedral church of All Saints
Design for organ gallery front, 1952 (2)

NEW BRIGHTON (Cheshire): Church of All Saints
See WALLASEY [161]

[123] NEWCASTLE UPON TYNE (Northumberland): RC church of St Michael, Westmoreland Road, Elswick
Design & working drawings for altar & reredos in Lady chapel, 1914; design & working drawings for altar & reredos in Sacred Heart chapel, 1916 (16)

NINFIELD (Sussex): Church of St Mary
See [181]

[124] NORTHFLEET (Kent): RC church of Our Lady of the Assumption, The Hill

Unexecuted 1st design; unexecuted 2nd design [Fig.104]; modified design as executed [Fig.105]; contract & working drawings for new church, fittings & furnishings; 1913-16, 1923-24, 1953-54 (61)
Lit: *Builder*, CVIII, 1915, pp.421, 432; *BN*, CVIII, 1915, pp.553-568; *Academy Architecture*, XLVII, 1915, p.1; *British Architect*, LXXX, 1915, pp.52, 57; *Architects' & Builders' Jnl*, XLII, 1915, p.251; *Architect*, XCVI, 1916, pp.296, 304-305; *Builder*, CXXVII, 1924, pp.388, 394-396; *Building*, 1929, p.110; Newman, *W Kent*, 1969, p.420

The design of the church went through several stages tending towards an increasingly stylized and horizontal Gothic. The final design substituted an almost flat roof for the pitched roof on the second design by using reinforced concrete. The construction was essentially of reinforced concrete with Crowborough brick facing, the concrete being exposed for lintels &c. The design developed two themes prominent at Liverpool cathedral: the shape of the W tower and the high-shouldered 'transepts'. The Lady chapel altar and reredos were executed in 1923-24, the main reredos was designed in 1953-54. Alternative designs for sanctuary lamps by W. Bainbridge Reynolds are now in the RIBA Collection. Two perspective drawings by Charles Gascoyne are in the possession of Richard Gilbert Scott.

[125] OBAN (Argyll): RC cathedral church of St Columba

Site plans; design, contract & working drawings for new church, furnishings & fittings; 1931-51 (54)
Lit: *Builder*, CXLIII, 1932, pp.498, 504-505; *A&BN*, CXXI, 1935, pp.189-194

The church is built of local granite with Scott's usual rough plastered walls inside. By 1935 the chancel and four bays of the nave had been built; the rugged W tower followed in the next few years. The design for a sanctuary lamp in the form of a ship by W. Bainbridge Reynolds is now in the RIBA Collection.

[126] OLD SWINFORD (Worcs): Church of St Mary
Survey drawings; unexecuted designs for new arcades & new roofs in nave & aisles; working drawings for restoration; designs for fittings, 1929-39 (37)
Lit: Pevsner, *Worcs*, 1968, p.228

The wide wooden-roofed nave with galleries was added to the old tower by Robert Ebbels in 1842-43; the chancel was built by J. A. Chatwin in 1898. The spire dates from 1888. Scott's several schemes for rebuilding the nave were not executed, although following his restoration of the fabric in 1937-38 the galleries were removed, possibly as a preliminary to executing his design for building new arcades, before work was stopped by the war.

[127] OLLERTON (Notts): Church
Unexecuted design for church in new colliery village, c.1930 (2)
This simple design was symmetrical about a central large crossing tower of characteristic shape.

ONCHAN (IoM): RC church of St Anthony of Padua
See DOUGLAS [36]

[128] ORMSKIRK (Lancs): RC church of St Anne
Unexecuted preliminary design; design & working drawings for war memorial cross in churchyard; design & working drawing for decoration, 1919 (7)

[129] OSWESTRY (Salop): Church of St Oswald
Designs & working drawings for memorial tablet, war memorial tablet, altar & altar furniture, 1919 & 1946-48 (11)
Lit: *Architect*, CV, 1921, p.144

[130] OXFORD: Lady Margaret Hall
FS working drawings for chapel & Deneke building,
1931-32 (18)

Lit: *Builder*, CXL, 1931, pp.362, 370; CXLIV, 1933,
pp.167-172; *AJ*, LXXVII, 1933, pp.95-96; *A&BN*,
CXXXIII, 1933, pp.129-134, 194-195; *Architecture*
Illustrated, VII, 1933, pp.147-149; Sherwood & Pevsner,
Oxon, 1974, p.232

The Deneke building, containing a new dining hall,
and the brick Byzantine-Romanesque chapel, with a
reinforced concrete dome, were erected 1931-32.

[131] OXFORD: Magdalen College

Preliminary design, design, contract & working
drawings for new building extending St Swithun's
Buildings to form Longwall Quad, 1928-29; design,
contract & working drawings for new gate & lodge
in Longwall Street; survey drawing, design & working
drawings for conversion of old school hall into library,
1930-31; design for additions to organ case; unexecuted
design for new gateway in High Street (56)

Lit: *A&BN*, CXXIV, 1930, pp.589-591; Sherwood &
Pevsner, *Oxon*, 1974, p.155

Scott's building was an extension of Bodley &
Garner's St Swithun's Buildings of 1882-84, by which
the proportions and essential configuration were
determined. Scott's style of Gothic is most prominent
in the central arched passageway. The old school hall,
converted into a library, was built by J. C. Buckler,
1849-51. See also Hill, Oliver F. [132]; Newton,
William Godfrey [8]; Repton, John Adey [5], [6];
Wyatt, James II [11].

[132] OXFORD: Magdalen College Choir School,
Cowley Place

Site plan; unexecuted design for new buildings, c.1930
(2)

[133] OXFORD: New Bodleian Library

Site plans & survey drawing; preliminary design;
design & working drawings; perspectives by Leslie K.
Watson [Fig.118] & Jasper Salwey; 1935-46 (108)
Lit: *Builder*, CL, 1936, pp.975, 982; *A&BN*, CXLVI,
1936, pp.179-182; *AJ*, XCII, 1940, pp.149-153;
A&BN, CLXIII, 1940, pp.143-150; *Building*, XV,
1940, p.259; *Builder*, CLXXII, 1947, pp.75-86;
Architecture Illustrated, XXVI, 1947, pp.99-112;
Sherwood & Pevsner, *Oxon*, 1974, p.263

The first designs were made in 1935, the building
carried out in 1937-46 being interrupted by the war.
The problems faced were more difficult than at
Cambridge, for whereas the Cambridge University
Library was on new open ground, room for 5 million
books had to be found on a confined site in the centre
of Oxford, and because the new building could not be
high, three floors are below pavement level. As at
Cambridge, the design is based on rows of standard
Roneo bookstacks, but large reading rooms were not
required as a tunnel connects the new building with
the old Bodleian. However, although the building
consists largely of rows of bookstacks, Scott felt
unable to give the exterior the logical articulation of
tall strips of windows employed at Cambridge, except
on the upper recessed storeys not visible from The
Broad. Instead he gave Oxford his largest essay in his
streamlined Georgian style: rubble walls of Bladon
stone, a horizontal emphasis, rounded corners and
dashes of rather Spanish Classical detail. It has been
much criticized. The drawings reveal that Scott took
great care to scale his elevations to the Clarendon
Building and the Sheldonian Theatre opposite across
The Broad, and while, in this case, it may still be too
soon to appreciate the merits of the design, Scott's
great success in reducing the apparent scale and bulk
of the building must be admitted. Inside the finishes
are similar to the Cambridge library.

Among the drawings is a design for the ceremonial
key for the official opening in 1946, which broke in
the lock when being turned by King George VI.
See also OXFORD: Trinity College [136].

[134] OXFORD: Pusey House
Unexecuted competition design for new buildings,
c.1911 (4)

See also Moore, Temple Lushington [15].

[135] OXFORD: Hartland House, now St Anne's
College, Woodstock Road

Preliminary unexecuted designs for new building,
1935; design, contract & working drawings for 1st
stage of Hartland House, 1937; design & working
drawings for 2nd central, stage, 1945-51 (39)
Lit: *A&BN*, CLIII, 1938, pp.70-73; *AJ*, LXXXVIII,
1938, pp.357-360; *Architecture Illustrated*, XVI, 1938,
pp.32-36; *Builder*, CLXXXII, 1952, pp.805-808; *AR*,
CXII, 1953, p.77; Sherwood & Pevsner, *Oxon*, 1974,
p.237

The Society of Oxford Home Students was founded in
1879, but its building, Hartland House, was not
commenced until 1937. It became St Anne's Society in
1942 and St Anne's College in 1952.

The first stage was completed in 1938, the second in
1952. Built of Bladon stone in 'random coursed
rubble' and roofed with Cotswold slates, the design is
typical of the many attempts of architects to combine
modern and traditional in a university city. By the
1960s dons tended to favour more progressive
architecture and the planned symmetry of Scott's
design was upset by a final addition by another hand.

[136] OXFORD: Trinity College

Preliminary design, design, contract & working
drawings for garage & lodge in Parks Road next to
New Bodleian Library, 1937 (5)
This formed part of the works in connection with
the New Bodleian Library [133].

[137] PENSURST (Kent): Church of St John the
Baptist

Designs for memorial tablets & fittings, c.1919 (7)
Lit: *Architect*, CV, 1921, p.144

[138] PLYMOUTH (Devon): RC church of Christ the
King, Armada Way

Designs for 2 unexecuted schemes, preliminary design,
design & working drawing for new church as executed,
1959-60 (9)

Owing to the wishes of the client, Scott modified his
first scheme, with its astylar bands of windows and
transverse parabolic concrete arches, to a design in a
rather earlier idiom - more Gothic in character with
narrow passage aisles. Both schemes were typical of
Scott. The preliminary details for the executed scheme
were drawn in University College Hospital, where Scott
died on 8 February 1960. The drawings here of the
final design were made after his death. The church was
completed in 1962; certain structural problems have
since arisen.

[139] PONTYPRIDD (Glam): Church of St Catharine
Designs for new reredos, stalls & paving in chancel,
1919 (11)

[140] PORT ARTHUR (Ontario, Canada): Church
Unexecuted design, c.1920-1930 (2)

[141] PRESTON (Lancs): RC church of St Anthony
of Padua, Cadley Causeway, Cadley

Designs, 1954-59 (9)
Built 1957-60, in brick in an Italian Romanesque style.

[142] PRESTON (Lancs): War memorial, Market Place
& Harris Library

Two unexecuted designs; design, contract & working
drawings for memorial in front of Harris Library as
executed; survey drawings, design & working
drawings for roll of honour on walls of staircase in
Harris Library, 1919-26 (22)

The memorial was erected in 1925. The change in
design from the Gothic schemes of 1919 presumably
reflects the sober influence of Lutyens's Cenotaph

(q.v.), although Scott's design has much more literal
Classical detail. The accompanying roll of honour was
cut into the walls inside James Hibbert's library of
1882-93, in front of which the memorial stands.

[143] PRESTWOOD (Bucks): Nanfans
Survey drawing; preliminary design & design for
alterations & enlargement of cottage; for L. Liberty,
1903 (3)

This must be one of Scott's earliest designs, apart
from Liverpool cathedral, but was probably not
executed. Liberty bought the plans from Scott in 1904
for ten guineas, intending to dispense with the
architect's supervision of the work.

[144] RAMSEY (IoM): RC church of Our Lady Star of
the Sea & St Maughold & presbytery
Design [Fig.112], contract & working drawings for
church, presbytery, furnishings & fittings, 1909-12 (47)
Lit: *Architects' & Builders' Jnl*, XLII, 1915, p.175

This design has many similarities to the other early
churches, at Bournemouth [11], Sheringham [153] and
the Harrow convent [109], but differs in being built of
rubble stone. The overall plan is L-shaped, with nave
and presbytery meeting flush with a large, stocky
tower, oblong in section, which has a massive belfry
window of similar form to the transept windows at
Liverpool. The simple nave has three big windows
with long stretches of simple wall in between, similar to
the first design for the exactly contemporary church at
Sheringham. As at Harrow the blank E wall is
relieved with a stone rood set into the gable. Inside is
a tall, painted Gothic reredos as at Sheringham.

A design by James Powell of Whitefriars for stained
glass in a nave window is now at the RIBA.

[145] RAMSEY (IoM): Lyzarc Road cemetery
Design & working drawings for gravestone to Fr
Walmsley, 1937 (2)

Fr Walmsley was the first incumbent of the RC church
of Our Lady & St Maughold, Ramsey (see [144]).

RESTALRIG (Midlothian): RC church of St Ninian
See EDINBURGH [39]

[146] ROCHESTER (Kent): Featherstone's Ltd,
Nos.353-359 & 375-377 High Street
Six alternative designs for temporary shop; 3
alternative designs for rebuilding Nos.353-359; design
for alterations to Nos.375-377, 1952-56 (12)

[147] RUMWOOD COURT, nr Langley (Kent)
Designs for bungalow & garden gates (3)
The gates were presumably not for the bungalow but
for Rumwood Court, a large house partly of 1599

[148] RUSTHALL (Kent): War memorial cross
Unexecuted design; design as executed, 1922 (6)
Lit: A. Whittrick, *War memorials*, 1946, p.43

[149] RYE HOUSE (Herts): Power station
Design & working drawings for architectural
treatment & subsidiary buildings, 1947-48 (10)
Lit: Pevsner, *Herts*, 1953, p.140

[150] ST ANDRÉ-SUR-MER (West-Vlaanderen,
Belgium)

Site plans; preliminary designs, designs & working
drawings for estate of villas, club house, hotel &c,
1922-23 (41)

Scott was a keen golfer and this was to be built around
a golf course. Only a few houses were built.

[151] ST JOHN'S (Newfoundland, Canada): Cathedral
church of St John the Baptist
Design & working drawings for reredos, 1922;
unexecuted preliminary design, design & working
drawings for completion of crossing tower; unexecuted
preliminary design for war memorial building &
monument, c.1920-30 (15)

Scott visited Newfoundland in 1920, but shortage of funds prevented much being achieved and the crossing tower remains incomplete. For earlier drawings for the cathedral see Scott, George Gilbert Snr [119] & Scott, George Gilbert Jnr [69].

[152] SEWERBY (Yorks): Church of St John the Evangelist
Alternative designs for churchyard cross; design for gravestone, 1907 (5)
See also Scott, George Gilbert Snr [125].

[153] SHERINGHAM (Norfolk): RC church of St Joseph & presbytery
Design for 1st unexecuted scheme; preliminary design, design [Fig.100], contract & working drawings for new church & presbytery; design & working drawings for furnishings, fittings & decoration; c.1909-14; alternative designs, contract & working drawings for extension to W end of church & new fittings, 1933-53 (64)
Lit: BN, CII, 1912, pp.234, 236; P. Anson, *Fashions in church furnishings*, 1960, p.296; Pevsner, *NE Norfolk*, 1962, p.314

The first design did not include the narrow passage aisles and allowed for the 'transept' to connect with the presbytery to be used as a temporary church. The contract for the church was signed in 1909, for the presbytery in 1911. In 1910 a high rose window was substituted for the external statue and niche on the E wall. This was filled with glass by James Powell of Whitefriars, the drawing for which is also in the RIBA Collection. The structure of the church was complete by 1912 and cost £2700. The hanging rood was carved by the Austrian Tirolese sculptor Ferdinand Stouffler, the tall painted reredos is by G. Ratcliffe, the marble altar and tabernacle by Farmer & Brindley. In 1934 the church was extended two bays to the W, re-erecting the W wall with an additional low porch and baptistry beyond and leaving the old short W bay as a narrower bay in the middle of the church, and the old S porch made into a Lady chapel. The Lady altar and reredos were installed in 1935.

[154] SITTINGBOURNE (Kent): Featherstone's shop
Design for garden, 1954 (2)

SKERTON (Lancs): RC church of St Joseph
See LANCASTER [62]

SOUTHAMPTON (Hants): University College, now University
See Scott, Giles Gilbert with Gutteridge & Gutteridge

[155] STOKE-ON-TRENT (Staffs): Church of St Peter ad Vincula
Survey drawings of existing church; unexecuted design for new church on adjacent site, c.1926-28 [Fig.109] (13)
Lit: *Builder*, CXXXIV, 1928, p.848
The strangeness of the design, with its double nave and a central arcade, may well have been as much responsible for the abandonment of the project as lack of finance. The design was exhibited at the RA 1928, No.1339.

[156] STONYHURST COLLEGE (Lancs): Hodder House
Unexecuted preliminary design & design for new school building & chapel, c.1914 (7)
This design was for an addition to the existing Hodder House. Scott's watercolour perspective of the interior of the chapel of the new Hodder, in the 'Neo-Grec' style, is preserved at Stonyhurst College.

[157] SUNDRIDGE (Kent): Church of St Mary
Design for memorial tablet; alternative designs & working drawings for tomb in churchyard to Lady Plender, c.1930 (6)

[158] TANANARIVE (Malagasy Republic): RC cathedral church of the Holy Innocents
Alternative designs & working drawing for reredos, 1914 (3)

TERRIERS (Bucks): Church of St Francis
See HIGH WYCOMBE [49]

[159] TORONTO (Ontario, Canada): Trinity College
Preliminary design & designs for new chapel & fittings, 1947-57 (12)
Lit: *AC&BN*, CCX, 1956, pp.77, 80
The plan of the chapel follows one proposed by George & Moorehouse, Toronto architects, in March 1946.

[160] TREFNANT (Denbighs): Church of the Holy Trinity
Survey drawings; alternative designs & working drawings for new vestry, 1906; alternative designs for reredos; design & working drawings for choir stalls, 1913, design & working drawing for war memorial tablet; design & working drawing for screen in N aisle, 1921; 1906-21 (36)
See also Scott, George Gilbert Snr [159].14.

[161] WALLASEY (Cheshire): Church of All Saints & hall, Hosce Side Road, New Brighton
Survey drawing of existing church; design for 1st scheme for rebuilding; design for 2nd scheme, contract & working drawings for last bay of nave & chancel arch, 1938-39; design, contract & working drawings for hall on S side, 1953-55 (42)
Lit: *Builder*, CXXXIII, 1927, p.124; Pevsner & Hubbard, *Cheshire*, 1971, p.374
As the second portion of the church was built 'in lasting Remembrance of our Country's great work for European Peace during the Year of Our Lord 1938', it is perhaps just that the design remains incomplete. A reduced chancel was added in 1963.

[162] WASHINGTON (DC, USA): British memorial
Preliminary unexecuted design, 1948 (1)
The inscription on the drawing reads *British Memorial in Washington, commemorating America's help to Britain and the Union of the two great English speaking nations ... Representing Atlantic Bridge with flight planes & clouds at apex. Sculpture on left American workers, British workers on right. Lake & fountains under.* In style it would have been worthy of Stalingrad or East Berlin.

[163] WATERLOO, nr Liverpool (Lancs): Church of St Faith, Great Crosby
Survey drawings; design for chancel screen, 1919-20 (4)
Lit: Pevsner, *S Lancs*, 1970, p.419
The church was built in 1900 by Grayson & Ould at the expense of Douglas Horsfall (see also [68]), to the memory of whose son the screen was erected.

[164] WELTON (Yorks): Cemetery
Design for tombstone of Leila Ada Pilling, 1920-21 (3)

[165] WHISTON (Lancs): Church of St Nicholas
Design & working drawings for war memorial in churchyard, 1920 (4)

[166] WIGAN (Lancs): RC church of St John
Survey drawings; unexecuted design for enlarging church, c.1912 (6)

[167] WIGAN (Lancs): War memorial cross
First unexecuted design; design & contract drawings, 1924-25 (7)

[168] WINDSOR (Berks): Fort Belvedere, Windsor Great Park
Designs & working drawings for addition of staff hall &c, 1936 (3)
Fort Belvedere, a mid-C18 tower altered by Wyattville, was the favourite retreat of Edward VIII when Prince of Wales, and many of the dramas of the

abdication crisis were played out there while Scott's alterations were being carried out.

[169] WINDSOR (Berks): Church of the Holy Trinity
Survey drawings; designs for memorial tablet, roll of honour, screen & reredos; working drawings for reredos as executed, 1919-21 (18)
See also Blore, Edward.

[170] WINDSOR (Berks): Royal Lodge
Design for new gate piers for existing gates (1)

[171] WINDSOR, OLD (Berks): Beaumont College
Alternative designs for war memorial tablet, c.1903; design for Dairy Cottage; survey drawings, preliminary design, design, contract & working drawings for new wing, 1956-58 (25)
Lit: *Builder*, CXXXIII, 1922, p.236
Owing to their father's admiration for the buildings by J. F. Bentley, both Giles and Adrian Scott were educated at Beaumont College. A war memorial designed by both brothers was erected in 1921.

[172] WOODMANSTERNE (Surrey): The Manor
Design for garage & flat, 1956-57 (1)

[173] WOOLHAMPTON (Berks): Douai Abbey
Unexecuted design for new building containing library (3)
For drawings for buildings at Douai Abbey by Sebastian Pugin Powell see *The Pugin family*, a separate volume by A. Wedgwood in the RIBA Drawings Collection catalogue series.

[174] WORTHING (Sussex): Cemetery
Site plan; unexecuted design for twin chapels; alternative designs & working drawings for chapel as executed; design for superintendent's lodge & gardener's cottage; working drawings for lodge, 1923-25 (19)

[175] WYCH CROSS (Sussex): House
Unexecuted preliminary design & design, 1938 (2)

[176] ZANDVOORDE RIDGE, nr Ypres (West-Vlaanderen, Belgium): War memorial
First unexecuted design; design for memorial to Guards & Household Cavalry, 1923 (3)

[177] Designs & working drawings for alternative schemes for standard house for Boxgrove Houses Ltd, 1954-55 (15)
Lit: *Builder*, CXC, 1956, pp.764-765; *AJ*, CXXXIII, 1956, p.696
Boxgrove Houses Ltd commissioned three architects - Scott, F. R. S. Yorke and Basil Spence - to design alternative elevations to a standard plan for a basic model house to cost £3650-4000. The reviewer in the *AJ* found that 'the author of the "unique basic plan" which Boxgrove Houses Ltd., have "perfected and proved after five years of careful research and ruthless testing" remains anonymous'. Houses to Scott's model were built in Boxgrove village, Sussex, Ballard Combe Estate, Kingston Hill, Surrey, and Craig Road, Ham Common, Surrey.

[178] Design for chalice for Mgr Grosch, c.1905 (1)

[179] Designs for GPO pillar boxes &c
Design & working drawing for pillar box & stamp selling machine; design for device of royal initials & crown, 1935 (2)

[180] Designs for GPO telephone kiosks
Design for kiosk No.1 by GPO, 1923-27; design, contract & working drawings for kiosk No.2, c.1924 [Fig.121]; unexecuted design for kiosk No.2 in wrought steel; working drawings for kiosk No.3, 1928, in reinforced concrete; design & working drawings for kiosk No.6, 1935; unexecuted design for kiosk

similar to No.6 in reinforced concrete (14)
Lit: *Post Office Electrical Engineers Journal*, LXII, 1969, p.1

The GPO's kiosk No.1 was first produced in 1922. Scott's design for kiosk No.2, production of which began in 1926, was rightly regarded as a fine piece of industrial design in which Classical proportion and detail were totally integrated with function. Kiosk No.6 was first produced in 1936 and is now the most common and familiar design. In this model the size was reduced, the Grecian frame eliminated and the fenestration altered in accordance with Scott's now more Modern taste. It is sad that these kiosks are now being spoiled by the introduction of the standard plate glass windows of the No.8 kiosk (designed by Bruce Martin). For another design for a GPO kiosk see drawings by Neville Conder now in the RIBA Collection.

[181] Design for memorial tablet to George King Sampson, c.1900
Prov: Pres. by Mrs Margaret Powell, 1974
George King Sampson (1817-89) was churchwarden at Ninfield and left his house there, Hollis Street Farm, to Giles Scott with a life tenancy to his own niece, Ellen Scott, whose husband, George Gilbert Scott Jnr, had proposed restoring the church in 1874 (q.v. [55]). The tablet was designed to go in the church and was executed by Ellen Scott in beaten copper, but she did not consider it good enough and it remains in the possession of Richard Gilbert Scott at Hollis Street Farm. The rather gauche spacing of the lettering suggests it is perhaps Giles Scott's earliest design. Scott also designed a porch for the house at about this time.

[182] Designs for traffic signs
Design by Office of Works & Ministry of Transport; designs & working drawings for illuminated traffic signs for *Keep Left* | *One Way Only*, *Please Cross Here* & London directions, c.1928 (16) [Fig.122]

[183] Design for urban motorway junction, c.1945
During the Second World War Scott sat on the Royal Academy Planning Committee and succeeded Lutyens as chairman in 1944. The committee produced a plan for a ring road in central London consisting of a sunken motorway, for which this is probably a design.

[184] Unidentified design for large public building, possibly for 'Prix de Rome'

[185]-[186] Survey & measured drawings

[185] ETCHINGHAM (Sussex): Church of St Mary of the Assumption & St Nicholas
Measured drawings, c.1900 (4)

This unusual Decorated church with a central tower, within easy bicycling distance of Ninfield, was drawn by Scott as a young man and is perhaps not without significance in his architectural development.

[186] LONDON: No.6 Gray's Inn Square (Holborn), Camden
Survey drawings (3)

[187] Note- & sketchbooks (13):

- 1 Sketches, early 1900s
- 2 Sketches, 1902, including Douling & Midsomer Norton
- 3 Sketches, 1903 & 1920s
- 4 Notes & sketches, including Harrow, c.1905
- 5 Sketches, 1908, Italy & Classical design
- 6 Sketches, largely people, 1909
- 7 Notes & sketches, c.1912
- 8 Notes & sketches, c.1913
- 9 Notes & sketches, c.1916
- 10 Notes on architectural history, sketches, including Kingston-by-Sea church, c.1919
- 11 Sketches &c, 1905 & c.1920

- 12 Sketches &c, c.1920, including St Michael, Chester Square, & St Mary Abbots, Kensington
- 13 Notes & studies for Bankside power station, c.1947

SCOTT, Giles Gilbert
with BENNETT, Thomas Penberthy & Sons

LONDON: Hamilton House, Piccadilly, Westminster
Unexecuted design for treatment of the façade, 1938 (1)

Scott was presumably consulting architect to this unexecuted design of 1938 by T. P. Bennett & Sons. Copies of the elevations and perspectives by A. A. Bellamy, formerly in Scott's possession, are now in the RIBA Collection.

SCOTT, Giles Gilbert
& BODLEY, George Frederick (q.v.)

LIVERPOOL: Cathedral church of Christ
See Scott, Giles Gilbert [64]

SCOTT, Giles Gilbert
with COULLCUTT & HAMP(S tanley Hinge Hamp)

LONDON: Adelphi Building, Victoria Embankment, Westminster
Design for cresting to tower, c.1936-38
Scott was consulting architect in his capacity as a member of the Crown Lands Advisory Committee.

SCOTT, Giles Gilbert
with CREWE, Bertie & MASEY, Cecil Aubrey

LONDON: Phoenix Theatre, Charing Cross Road (Holborn), Camden
Design for unexecuted alternative scheme for façade in Charing Cross Road; preliminary design, design [Fig.120] & working drawings for new façade, canopy & decoration by Scott, c.1930 (19)
Lit: *Builder*, CXXXIX, 1930, pp.513, 516; *Building*, V, 1930, pp.453-456; Pevsner, *London I*, 1973, p.351
The theatre was designed by Crewe & Masey who also designed the Phoenix Street façade; Scott designed the Charing Cross Road corner façade, and the decoration of the auditorium was by Theo Komisarjevsky. Bertie Crewe (q.v.) specialized in theatre design. The theatre was opened in 1930.

SCOTT, Giles Gilbert
with GIBB, Sir Alexander & Partners

[1] LONDON: Guinness & Co. brewery, Coronation Road, Park Royal (Willesden, Middx), Brent
Site plan, designs & working drawings for blocks B, C, K & L, power house & lodge & entrance gates & alterations to staff houses, 1933-51 (16)
Lit: *A&BN*, CXLV, 1936, p.155; *CXC*, 1947, pp.170-174; *Builder*, CLXXII, 1947, pp.634-641; *Building*, XXII, 1947, pp.240-245
The designs were made for the Park Royal Development Co. Ltd. Sir Alexander Gibb & Partners was the consulting engineer, Scott the consulting architect. The principal blocks were completed in 1935.

[2] LONDON: Twyford Estate, Iveagh Avenue, Park Royal, Ealing (Middx)
Designs for detached & semi-detached houses, 1934-35 (4)
This estate by Twyford Estates Ltd was developed off Twyford Abbey Road next to the Guinness brewery (q.v. [1]).

SCOTT, Giles Gilbert
with GORDON, Alexander & VINER, George James Morris

LONDON: William Booth Memorial Buildings, Denmark Hill (Camberwell), Southwark
Preliminary designs & designs for early schemes; preliminary design, design & working drawings, 1926-28 (29)
Lit: *Builder*, CXXXVI, 1929, pp.79, 103, 155; *A&BN*, CXXII, 1929, pp.33-42; *Building*, IV, 1929, pp.555-564
The buildings house a training centre, a hydropathic establishment and an administration building for the Salvation Army, which requested the 'Tudor style'. Scott, as 'associated architect', was clearly responsible for the modernistic treatment of the style, and the central tower is of characteristic shape.

SCOTT, Giles Gilbert
with GUTTERIDGE & GUTTERIDGE
(Reginald Fowler Gutteridge)

SOUTHAMPTON (Hants): University College, now University
Plan for expansion of university; preliminary design & design for façade of Turner Simms Library by Scott, 1933 (3)
Lit: *Builder*, CXLV, 1935, pp.769-771; *A&BN*, CXLIV, 1935, pp.121-123; Pevsner & Lloyd, *Hants*, 1967, p.576
The Edward Turner Simms Library was designed by Gutteridge & Gutteridge with Scott as consulting architect. It was opened in 1935.

SCOTT, Giles Gilbert
with HALLIDAY, James Theodore & AGATE, Charles Gustave

LONDON: Battersea power station (Battersea), Wandsworth
Preliminary designs, designs & working drawings for alternative schemes for elevations, chimneys & details; perspective of first stage of building by A. C. Webb [Fig.119], 1930-32 (24)
Lit: *A&BN*, CXXXIII, 1933, pp.32-37; *AJ*, LXXVIII, 1933, pp.563-568; LXXX, 1934, p.65; *Architecture Illustrated*, VII, 1933, p.160; *AR*, LXXIV, 1933, p.168; LXXXV, 1934, pp.50-51; J. Berjeman, *First and last Towers*, 1960, p.67; Pevsner, *London I*, 1962, p.531; see Addendum, p.187
Battersea power station was planned by the London Power Company in 1927 and was designed by the engineer S. L. Pearce and the architect J. Theo Halliday. Thus the general configuration of the building was already determined when Scott was called in as consulting architect, but his success in giving dignity and grandeur to a massive industrial structure was so successful and so admired by contemporaries that he is usually credited with the whole design. For C. H. Reilly it was 'a new cathedral', but while some objected to a power station looking so permanent and massive - using 9 million bricks for the first stage alone - others objected to its 'jazz-modern' applied detail - 'In London the supreme example of the restrained jazz is ... Battersea Power Station. There the good tall chimneys were not allowed to smoke for themselves, an architect was called in to design some fluting part of the way up them. Give me Lot's Road ...' (Berjeman). However, Scott's detail is far from trivial and gives a strange air of the sublime to the vast brick walls, so that 'whatever criticisms have been levelled against it, it remains one of the first examples in England of frankly contemporary industrial architecture' (Pevsner). Only half the building - Battersea 'A' - was completed in 1934. Battersea 'B' was commenced in 1944 and the final, fourth chimney was raised in 1955.

SCOTT, Giles Gilbert
with **MONTAGU, Adrian Albert van & TOMLINS,**
Edmund Frazer

LONDON: Westminster House, Parliament Square, Westminster
Preliminary unexecuted design by Montagu & Tomlins; unexecuted designs for façades revised by Scott; 1934-35 (37)
Lit: *Builder*, CXLVIII, 1935, p.139-140; H. P. Clunn, *London marches on*, 1947, p.90; H. P. Clunn, *The Face of London*, 1950, p.232
Scott acted as consultant architect. Public concern about the scale of the proposed redevelopment of the site between the Middlesex Guildhall and Great George Street led to the abandonment of the project. The site was purchased by the Middlesex County Council, the existing buildings having been demolished in 1935 and the area incorporated into the enlarged Parliament Square replanned by G. Grey Wornum in 1952.

SCOTT, Giles Gilbert
with **MYER, George Val & WATSON-HART,**
Francis James

LONDON: Fountain House, Park Lane, Westminster
Scott was consulting architect to this building by Val Myer & Watson Hart. Copies of the design, signed *Approved Giles Gilbert Scott 22/7/36*, are now in the RIBA Collection.

SCOTT, Giles Gilbert
with **RENDEL, PALMER & TRITTON**

LONDON: Waterloo Bridge
Preliminary design & design for first unexecuted scheme; preliminary design, design & working drawings for new bridge as executed & alternative designs for river police station, lamps, railings, &c; 1932-47 (39)
Lit: *Builder*, CXLIV, 1933, pp.234, 736a; CXLVII, 1934, p.673; *A&BN*, CXXXIII, 1933, p.191; CXL, 1934, p.61; CLX, 1939, pp.130-131; CLXXI, 1942, p.69; *AJ*, XCVI, 1942, p.114; *Builder*, CLXIII, 1942, pp.131, 170; CLXIV, 1943, pp.470-476; CLXVIII, 1945, pp.2-3; CLXXXIX, 1945, p.472; *A&BN*, CLXXXIV, 1945, p.163; *AR*, C, 1946, pp.45-47; H. P. Clunn, *The Face of London*, 1935, p.112; 1950, p.117; Pevsner, *London II*, 1952, p.279
Waterloo Bridge was only rebuilt after long controversy. It was noticed in 1924 that John Rennie's bridge of 1811-17 was subsiding, but proposals to rebuild it were defeated by 'short-sighted fanatics' including Sir Reginald Blomfield and W. R. Lethaby, who considered that 'Waterloo Bridge is second in importance only to St Paul's and must be preserved at any cost and sacrifice'. Aesthetic judgments seemed to carry little weight between the wars, but arguments about prohibitive cost and unwanted traffic were more telling and at first the old bridge was retained. However, in 1932 the LCC was decided upon rebuilding and appointed Scott as architect, but his first design with its massive pylons at either end was not executed as by 1933 the LCC had changed its mind and preferred repairing and widening the old bridge. In 1934 the decision was reversed again as Herbert Morrison, leader of the newly socialist council, was determined that sentimentality should not stand in the way of progress and that London should have a new six-lane bridge; he personally removed the first stone of Rennie's structure the same year. In 1937 the construction of Scott's new, more streamlined design was begun and, despite the war, two lanes of the bridge were opened to traffic in 1942. It was formally opened by Morrison in 1945, although with temporary railings - much admired by the architectural press - which are still in place, and

lacking the sculptured groups at either end - which have not been added.

As most critics admitted, if the old bridge had to go, Scott's design could not be a better replacement, 'fortunately also of high architectural merit, resilient and elegant in the shallow curves of its five arches' (Pevsner), and the treatment of the end staircases has some of the drama of Rennie's massive Doric composition. Rendel, Palmer & Tritton with Sir Peirson Frank were the engineers.

SCOTT, Giles Gilbert
with **ROQUES, Antoine William**

BRISTOL: Friends' Provident Building, Nos.37-39 Corn Street
Survey drawings of existing buildings, design for rebuilding by A. W. Roques of London; preliminary design, designs & working drawings for façade by Scott, 1931 (11)
Lit: *AJ*, LXXVII, 1933, p.729; *Builder*, CXLIX, 1935, pp.721, 734

SCOTT, Giles Gilbert
& **SCOTT, Adrian Gilbert**
Adrian Scott (q.v.) shared offices with his elder brother both at Gray's Inn Square and Field Court and in the latter eventually had his own office on the top floor. Their names were linked with several buildings but in fact examples of real collaboration were few, such as the Beaumont College war memorial, 1921, and the House of Commons rebuilding [2], and even here Adrian Scott came in at a later stage. More often the collaboration was probably of the kind which occurred with No.22 Weymouth Street, where Sir Giles Scott declined the commission and introduced his brother to the client. The result was a work similar in style to Giles's own Chester House [90]. An early example of a joint work was 'Greystanes', Marsh Lane, Mill Hill (Middx), 1907, drawings of which are in the archives of the Borough Surveyor of Barnet.

CAIRO (Egypt): Cathedral church of All Saints
See Scott, Adrian Gilbert [2]

[1] LONDON: No.129 Grosvenor Road, Westminster
Survey drawings of existing buildings; first unexecuted designs, design [Fig.114] & working drawings for new house, fittings & furniture for the Hon. Arthur Stanley, 1913-15 (82)
Lit: *AR*, XXXVIII, 1915, pp.80-82
This low, two-storey house overlooking the Thames was designed for the Hon. Sir Arthur Stanley (1869-1947), MP for Ormskirk and Treasurer of the Liverpool Cathedral Committee, 1901-13, who was crippled and required all the principal rooms on the ground floor. Giles Scott was taken by the client to Italy before making the design, and the influence of Pompeii is apparent in the fashionable 'Neo-Grec' style and in the remarkable neo-Regency furniture. The earlier drawings are signed by both Giles and Adrian Scott, the later ones for the furniture only by Giles as his brother was by then serving in the armed forces. The elegant but impractical open 'stoa' and courtyard were soon roofed over and the house is now totally altered internally. It was later lived in by Sir Oswald Mosley and is now a club. A perspective drawing by Charles Gascoyne is in the possession of Richard Gilbert Scott.

[2] LONDON: Palace of Westminster, House of Commons

Preliminary design, design & working drawings for rebuilding of House of Commons & adjacent buildings; preliminary designs, designs & working drawings for Speaker's chair & other furniture & fittings; 1945-51 (231)
Lit: *A&BN*, CLXXX, 1944, pp.98-103; *Building*, XIX, 1944, p.328; *Builder*, CLXXVII, 1944, pp.367-372; CLXXII, 1947, pp.54-59, 87-90; CLXXIV, 1948, pp.109-113; *AJ*, CVII, 1948, pp.100, 214; *A&BN*, CXCV, 1949, pp.250-254; CXCVI, 1949, pp.673, 674; CXCVIII, 1950, pp.161-180; *Builder*, CLXXXIX, 1950, pp.178, 418a, 450-468; *AJ*, CXII, 1950, pp.232, 342, 387, 392-402; *AR*, CVIII, 1950, pp.161-180; *CL*, CVIII, 1950, pp.1272-1275 (Robert Lutyens); Pevsner, *London I*, 1973, p.528
The old House of Commons by Sir Charles Barry and A. W. N. Pugin (q.v. [50] in *The Pugin family*, a separate volume by Alexandra Wedgwood, in the RIBA Drawings Collection catalogue series) was destroyed by a bomb on 10 May 1941. Mr Churchill was determined that the chamber should be rebuilt on the lines of the old, bearing in mind its traditions and the effect of its size and shape on the nature of parliamentary democracy in Britain. Churchill first employed T. P. Bennett, Director of Works, to translate his ideas into plans. In subsequent debates proposals to rebuild Parliament in Middlesex, to rebuild the whole of the Palace of Westminster and to build a new chamber in the modern style were all defeated - as Tom Driberg MP remarked about the last idea: 'Pure "modernism" would, no doubt, have looked uncouth in the middle of Barry's building - like a single ivory tooth in a denture of gold.'
A Select Committee on the House of Commons rebuilding was appointed in 1943 and it recommended Sir Giles Scott as architect. The committee reported in 1944 and Scott's design was approved by Parliament the same year; he was then joined by his brother Adrian to carry out the work. The consulting engineer was Dr Oscar Faber, who was responsible for the steel construction, the complicated ventilation, cooling and heating system devised to remedy the considerable defects of the old chamber, the loudspeaker system and other practical aspects. The Ministry of Works ensured that the new building was in accord with the Select Committee's recommendations. The necessary demolition work was begun in May 1945, the foundations laid in 1946 and the new chamber opened in 1950. The total cost was £1,750,000.
Scott described the job as the most difficult he had to deal with; it was like designing a battleship because into a confined space he had to fit division lobbies, committee rooms and many other specialized functions, as well as the chamber itself, and also incorporate much sophisticated technology. However, it is on account of the style of the new House of Commons that Scott has been severely criticized, especially by those who at that time wished for a frankly modern design. Giles Scott's report of 1944 was not, however, unreasonable, except perhaps in its low assessment of Pugin's work: 'Although the general form and arrangement of the Chamber conform with the instructions of the Select Committee, no attempt has been made to follow the design of the old woodwork or stonework, though the same style of architecture has been adopted, viz., late Gothic; the design of the wood and stone detail in the old building were not satisfactory and could be considerably improved... At present we have no traditional style that is characteristic of our times. Modernism looks as if it might develop into such a style, but at present it has no tradition behind it, being the product of a revolution rather than evolution; it throws over everything and starts again from nothing. It is at present primarily negative and lacks depth and quality, which indeed it has not had time to acquire. Its vocabulary is limited and in it the more subtle

qualities of artistic expression are impossible. It is also at present too mechanistic, being frankly based upon the beauties of the machine rather than nature, which has always been and surely must always be, the basis of art. Whether it will develop a quality in, say, fifty or a hundred years, time alone will show. . . . We are strongly of the opinion that the style adopted should be in sympathy with the rest of the structure, even if it has to differ in some degree in order to achieve a better quality of design. The Gothic detail of the old Chamber was lifeless and uninteresting, and the richness was spread evenly over the whole area without relief or contrasts. It has been our endeavour to remedy this, with the result that, though still Gothic in style, the effect will be entirely different from what existed before.'

Scott was, in fact, left with little freedom of manoeuvre, for not only was the form of Barry's chamber retained, but even the shape of the old lowered ceiling which so angered Barry. The fashions of his day, however, led Scott to disparage Pugin's Gothic and to prefer plain oak, treated to look grey, to the dark brown of the old woodwork, while at the same time he set himself tasks worthy of Pugin – designing Gothic loudspeakers and microphones. Scott's style is good within its own terms, it is in a tradition, and his chamber, as Tom Driberg found, has 'a serenity, a robustness, and a certain homeliness, – all, in combination, peculiarly English, peculiarly Parliamentary, true to the nature of the Commons Chamber and of the debates therein . . .', and one may now disagree with Robert Lutyens's verdict in 1950: 'The Houses of Parliament is, by any standard, a masterpiece of the Gothic Revival, . . . the new House of Commons, on the other hand, is without distinction. If the one was a sham, the other is so negative in approach and handling as virtually to possess no architectural pretensions at all. It is a rather ugly galleried box to which have been applied a few quotations from Tudor detail . . . Whereas the Select Committee of 1835 was confronted with a choice, the Committee of 1943, and thus Sir Giles Scott, really had none, that is to say, once the only intellectually satisfactory solution of restoring the old chamber was rejected on practical grounds . . . Had he decided to restore Barry's Chamber, honoured at least by a hundred years of use, no one could possibly have accused him of perpetrating a fake. It is the fact that he has reasserted a new sort of neo-Gothicism which disturbs so many of his sincere admirers . . . The new House of Commons must be regarded at least as an acknowledgement of the perplexing ambivalence of our age. Sir Giles will design Waterloo Bridge and accept a commission for Tudor House of Commons without turning a hair.'

A coloured cross-section by Adrian Gilbert Scott is in the possession of Richard Gilbert Scott.

See also Scott, Giles Gilbert [102]; Barry, Sir Charles; Bury, Thomas Talbot; Cockerell, Charles Robert; Cottingham, Lewis Nockalls; Crace, John Gregory; Mocatta, David [10]; Pugin, Augustus Welby Northmore [50]; Rickman, Thomas & Hussey, Richard Charles [4]; Smirke, Sir Robert [13]; Stevens, Alfred [7]; Thomas, John [10]; Wilkins, William [5].

SCOTT, Giles Gilbert
with **WHEELER, Edwin Paul & HIORNS, Frederick Robert**

LONDON: County Hall, Lambeth
Alternative designs for layout of roads; survey drawing; preliminary unexecuted design for extension; design for façades of new building as executed, 1935 (21)

Lit: *AJ*, LXXXII, 1935, p.145

Ralph Knott's County Hall, begun in 1911, was finally completed in 1933. The new additional building along York Road was planned in 1935 by the LCC's architects, E. P. Wheeler and F. R. Hiorns, with Scott acting as consultant. The drawings reveal that Scott was responsible for the architectural treatment of the design, the general scale of which was determined by the original building. Work was interrupted in 1939; the N building was not completed until 1958, the S in 1963, but to an altered, more Modern design at the N end. See also Knott, Ralph; Pite, Arthur Beresford [39]; Rickards, Edwin Alfred [3]; Rickards, Edwin Alfred & Lanchester, Henry Vaughan [8].

SCOTT, Giles Gilbert
with **WILLS, Frank Reginald Gould**

LONDON: City Gate House, Finsbury Square (Finsbury), Islington

Unexecuted design, by Wills, 1928; preliminary design, design & working drawings for façades to Finsbury Square & Cross Street & architectural details, by Scott, 1929 (34)

Lit: *Builder*, CXXXVIII, 1930, pp.81-83, 131; *AJ*, LXXXIII, 1931, p.404; *Architecture Illustrated*, V, 1932, p.26

Scott and Wills (q.v.) were 'associated architects'. Scott redesigned Wills's façades in a more disciplined and severe style and the building was erected in 1930-31.

SCOTT, Adrian Gilbert (1882-1963)

Adrian Gilbert Scott, the youngest child of G. G. Scott Jnr, was born in 1882. Following his brother Giles (q.v.), he was brought up as a Roman Catholic, educated at Beaumont College and was articled to Temple Moore. In the period before the First World War he seems not to have been in independent practice but assisted Moore and Giles Scott. He assisted his brother on 'Greystanes', Mill Hill, 1907; cottages at Bushey, Herts, 1907; No.129 Grosvenor Road, 1913 (q.v.); the Beaumont College war memorial, 1922; and No.22 Weymouth Street, 1934. In certain cases, for example those of the Mill Hill house and the Bushey cottages, Scott took over the whole job from his brother Giles. In 1914 he volunteered for active service and, as an officer, took part in the Gallipoli landings where he was mentioned in dispatches and was later awarded the MC. His subsequent war years were spent with the Royal Engineers in Egypt and Palestine where he made contacts which resulted in his being asked to design Cairo cathedral. The first drawings were prepared during the war, and although the project did not achieve fruition for two decades Scott was enabled to begin his independent career.

Although he shared an office with his brother Giles in Gray's Inn, his practice was largely separate, with the exception of a few small jobs such as the Beaumont College war memorial where the brothers collaborated. Adrian later assisted with the rebuilding of the House of Commons (q.v.) after the Second World War (during which he was Deputy Controller of Military Aircraft Production).

Adrian Scott's practice was small compared with his brother's and largely consisted of Roman Catholic work. Between the wars this included Mount St Mary's College chapel, Spinkhill, Derbyshire, 1923 [9]; Our Lady & St Thomas of Canterbury, Woodseats, Sheffield; St James's, Vancouver, 1937 [10]; Farnborough Hill Convent chapel, Hants, 1931-32 [3]; Mayfield Convent, Sussex, concert hall, 1929-31; Furze Court Preparatory School, Brighton; St Joseph's, Wealdstone, Middx, 1931; Chesterton memorial tower, St Teresa's, Beaconsfield, Bucks; church of Christ the King, Wimbledon Park, Surrey, 1928; tower of the church of the Holy Name, Manchester, 1928; and his own house at Shepherd's Well, Hampstead.

After the Second World War several jobs consisted of rebuilding and repairing damaged buildings, which must perhaps be reckoned a less happy aspect of Scott's work. The rebuilding of St Alban's, Holborn, showed little respect for Butterfield's masterpiece, and it was merciful for his reputation that the reduced design for continuing Lutyens's RC cathedral in Liverpool was not carried out, even if the eventual building is arguably much more unsatisfactory. Works since the war include St Leonard's parish church (rebuilding), 1953-61; Our Lady & St Joseph, Lansbury Poplar, 1951-53 [4]; St Oswald, Old Swan, Liverpool, 1951-57; Our Lady of Victories, Kensington, 1957; St Anthony, Manchester; Our Lady & St Rose of Lima, Birmingham, 1959; St Joseph, Upton, Birkenhead, 1953-54; the church at The Friars, Aylesford, Kent, begun 1958; and Our Lady's School, Dublin.

While it is undeniable that his work owes a great deal to the style and development of the architecture of his brother Giles, Adrian Scott's churches are not without merit if only for their solid construction and meticulous detail. The fact that the style of his post-war churches was firmly rooted in the 1920s does not detract from their quality or their suitability as religious buildings and, as the moral doctrine that requires, tautologically, that buildings be 'of their time' dissolves, they may yet be seen to triumph over their many over-praised Modern contemporaries.

Scott died, in full harness, on 23 April 1963. The remnants of his practice were inherited by his nephew Richard Gilbert Scott (F).

See also Scott, Giles Gilbert & Scott, Adrian Gilbert.

Bibl: *Who was who, 1961-1970*, p.1012; obituary: (by Scott's daughter, Margaret Powell) *RIBA Jnl*, LXX, 1963, p.298; see Addendum p.187

[1] BOUGHTON CORNER, nr Wye (Kent): House Preliminary designs, designs & contract drawings for house & connected cottage for Mrs Caroline Bushell, 1920-21 (10):

1 Preliminary design for house with pitched roof, not as executed
Plan, sections & SE elevation
Scale: $\frac{1}{8}$ in to 1ft
Insc: Some labelling
Pencil (560 x 760)

2-7 Designs for house & cottage with flat roofs
2 *Ground Plan, First Floor Plan, Cross Section, Garden Front (SE), South West, North East & Entrance Front* elevations

Scale: $\frac{1}{8}$ in to 1ft
Insc: As above & *House at Wye, Ashford, Kent* | *For Mrs Caroline Bushell* & labelled, with comments
Pencil with red wash (560 x 760)

3 *Ground Floor, First Floor plans, Cross Section, Longitudinal Section, South West, South East, North West & North East elevations & Site & Drainage Plan*

Scale: $\frac{1}{8}$ in to 1ft
Insc: As above, *Proposed Cottage at Boughton nr Wye, Ashford Kent* | *for Mrs Caroline Bushell* & labelled, with comments
Pencil with red wash (560 x 760)

4 NW elevation of house

5 SE elevation of house

6 Elevation of cottage

4-6 Scale: $\frac{1}{4}$ in to 1ft
Pencil with coloured washes (370 x 730)

7 Elevation, perspective & FS details of fireplace
Insc: *Fireplaces* | *Boughton House*, with details of costs
Pencil with coloured washes (400 x 560)

8-10 Contract drawings with pitched roofs pencilled in
8 *Ground Floor Plan, First Floor Plan, South East, South West, North East & North West* elevations

Scale: $\frac{1}{8}$ in to 1ft
Insc: As above, *Proposed House at Boughton Nr Wye, Kent* | *For Mrs C. Bushell of "Hillside" St Margaret's Bay, Dover & This is one of the drawings referred to in the Contract dated Dec 3rd 1920* | *Caroline Bushell* | L. Badds (?) | F. G. Thomas | *Witness*
s: *A. Gilbert Scott Architect* | 7 Grays Inn Square | London W.C.1
Pen on linen with pencilled alterations (410 x 720)

9 *Block Plan*
Scale: 1:500

10 *Ground Floor, First Floor plans, Cross Section, Longitudinal Section, South West, South East, North West & North East Elevations*

Scale: $\frac{1}{8}$ in to 1ft
9-10 Insc: As above, *Proposed Gardener's Cottage, at Boughton, nr Wye, Kent* | *for Mrs Caroline Bushell of "Hillside", St Margaret's Bay, Dover & This is one of the Drawings referred to in the Contract dated Dec 3rd 1920* | *Caroline Bushell* | L. Badds (?) | F. G. Thomas | *Witness*
s: As No.8
Pen on linen (280 x 340, 300 x 670)

1-10 Prov: Pres. by Mrs Margaret Powell, 1974

[2] CAIRO (Egypt): Cathedral church of All Saints & associated buildings

Site plans, preliminary designs & designs for 6 unexecuted schemes on 3 different sites; designs & working drawings for cathedral & ancillary buildings as executed & preliminary alternative designs, designs & working drawings for fittings; 1918-38 (119):

1-4 Site plans prepared c.1926
1 Rough plan of E bank of River Nile showing *Site A* (Ismalia site), *Site B* & *Site C* (museum site where cathedral eventually built)
Insc: As above & labelled
Red & black pen (210 x 330)

2 Rough block plan of cathedral corresponding with 1926 scheme, except reversed on 'Waterworks' or Palais de Justice site
Scale: 1:1000
Insc: *Tiger Site*, with calculations of cost
Pencil (205 x 330)

3 Rough block plan as No.2 on *Ismalia Site*
Scale: 1:1000
Insc: As above, with calculations of cost
Pencil (200 x 330)

4 *Geziera Site Plan*, not showing projected buildings
Insc: As above & *Cairo Cathedral*
s & d: *A. Gilbert Scott Archt* | 7 Grays Inn Sq | London W.C.1. May 1926
Pen on linen (310 x 370)

5-11 Designs for 1918 scheme for cathedral for Kasr El Nil or 'Ismalia' site: probably inspired by Bentley's Westminster cathedral, in an elemental Byzantine manner with 3 domed spaces, the central one rising higher, & with 4 wings - the bishop's & clergy houses to the W, a meeting hall & chapel to the E

5-6 Preliminary designs
5 *Ground plan*
Scale: 1:200
Insc: With calculations of size & cost
Pencil & orange wash (550 x 765), torn

6 Perspective from SW, with detached campanile lightly pencilled in to E, & small rough perspectives of interior
Pencil on tracing paper (500 x 1010)

7-11 Design
7 *Block Plan*
Scale: 1:500
Insc: As above & *Cairo Cathedral* | *Sketch Plans* | No.1
s & d: *G. Gilbert Scott ARA* | *A. Gilbert Scott Archts* | May 1918
Pen on linen (635 x 740)

8 *Ground Plan*
Scale: $\frac{1}{20}$ in to 1ft
Insc: As above, *Cairo Cathedral* | *Sketch Plans* | No.2 & labelled
s & d: *G. Gilbert Scott ARA* | *A. Gilbert Scott Archts* | May 1918
Print with some purple wash & pencil (380 x 730)

9 *North Elevation* with rough pencil cross-section

10 *West Elevation & Cross Section (Looking East)*

11 *Longitudinal Section* looking S & rough elevation of entrance in pencil

9-11 Scale: $\frac{1}{20}$ in to 1ft
Insc: As above, *Cairo Cathedral* | *Sketch Plans* | No.3 to No.5 respectively
s & d: *G. Gilbert Scott ARA* | *A. Gilbert Scott Archts* | May 1918
Pen on linen (360 x 760)

12-13 Sketch designs, c.1919

12 Thumbnail sketches of cathedral similar to 1918 design
Insc: Envelope addressed to *Major Gilbert Scott* | *O.C. 496 Field Coy R.E.* | *Kantara East*, postmark possibly 4 FE 19
Pencil on back of foolscap envelope (110 x 280)

13 Rough plan, longitudinal section, longitudinal elevation & sketches of details of cathedral with domed central space with 2 smaller domed bays to E & W
Insc: *Chapel & Meeting Hall & Clergy House* wings labelled
Pencil (220 x 550), torn
Verso: Rough N elevation with E campanile & rough cross-section
Insc: With calculations of size
Pencil

14-16 Sketch designs

Plans, sections & elevations similar to Nos.12-13
Insc: Some labelling
Pencil on squared paper (220 x 285)
Verso: No.14, rough perspective
Pencil

17-24 Designs for 1920 scheme for Kasr El Nil or 'Ismalia' site of same general configuration as 1918 scheme but with E apsed chapel, with detail more Classical & with detached campanile to E

17-20 Preliminary designs
17 Two rough perspective sketches
Pencil with green, blue & red washes (150 x 160)

18 *Ground plan*
Scale: 1:200
Insc: Calculations of dimensions
Pencil (560 x 760)
Verso: Rough perspective of campanile
Pencil

19 N elevation, longitudinal section looking S & diagonal section of central space looking NE
Scale: $\frac{1}{16}$ in to 1ft
Insc: *Eastern Romanesque* | *Early Christian Round Arched Style*
Pencil (560 x 760)

20 Rough perspective view from NNE (presumably basis of perspective exhibited at the RA 1926) & 4 perspective studies of low central dome
Pencil (560 x 760)
Verso: Rough plan & N elevation
Pencil

21 *Ground plan*
Scale: 1:200
Insc: *Cairo Cathedral* | *Amended Plan* & labelled
s & d: *G. Gilbert Scott ARA* | *A. Gilbert Scott Archts* | 7 Grays Inn Sq | London W.C.1 January 1920
Pen on linen (530 x 775)

22 N elevation omitting campanile & plan of drum of dome
Pencil with orange & green washes on 3 sheets joined (640 x 1670, shape irregular)

23 Elevation of campanile to go with No.19
Insc: Calculations of cost
Pencil with green & orange washes (235 x 700)
Verso: Rough elevation of unidentified building & rough elevation of baldachin
Insc: *small windows 5' x 3'*
Pencil

24 Plan of E chapel & choir

Scale: 1:200

Insc: *Plan Shewing possible first section arranged for services / while remainder is being built & (in pencil) £30,000*

d: January 1920

Pen on linen (300 × 350)

25 Scheme similar to 1920 scheme but with curved range of buildings around apse of chapel & detached building to W

Plan

Pencil on squared paper (360 × 560)

For further preliminary design for 1920 scheme see Design for an unidentified church [11].

26-29 Design for 1924 scheme on waterworks or 'Palais de Justice' site: in Gothic style with nave of 5 bays, narrow passage aisles & round massive buttresses in the manner of Albi; with W tower of general form of 1920 design for Liverpool cathedral; with wings - clergy house & meeting hall to W & detached bishop's & sub-dean's houses to E

26 *Sketch Ground Floor Plan*

27 *Sketch First Floor Plan*

26-27 Scale: 1:200

Insc: As above, *Cairo Cathedral* | Drawing No. E1 & E2 respectively & labelled

s & d: A. Gilbert Scott, M.C., *Archit* | 7 Grays Inn Sq | London WC1 June 1924

Pen on linen (515 × 780)

28 *West & East elevations & cross-sections looking West & East*

29 *South Elevation & Section Looking North*

28-29 Scale: 1:200

Insc: As above & *Cairo Cathedral* | (Tower added July 25) & *Drawing No. E3 & E4* respectively

s & d: AGS June 1924

Pencil with orange & buff washes (480 × 770)

30-35 Design for 1926 scheme for waterworks site: similar to 1924 scheme but with bays of nave projecting externally with narrow recesses in between, with tower more elaborate & with bishop's & dean's houses brought in to form E cloister court

30 *Ground Floor Plan*

31 *Plan at Upper Level*

30-31 Scale: 1:200

Insc: As above, *Cairo Cathedral* | *Amended Scheme & labelled*

s & d: A. Gilbert Scott M.C. *Archit* | 7 Grays Inn Square | London WC1 March 1926

Pen on linen (480 × 790)

32 *Ground Floor Plan*

33 *South Elevation* [Fig.124]

34 *West Elevation & East Elevation*

35 *Longitudinal Section Looking North*

32-35 Scale: 1:200

Insc: As above & *Cairo Cathedral* | *Amended Scheme* | *Palais de Justice Site* | Set 1B

s: A. Gilbert Scott & as Nos.30 & 31

Prints with brown & buff washes (530 × 810)

36-42 Design for 1930 scheme for museum site:

returning to original Byzantine conception of 3 domed spaces, with central dome alone visible externally; central space flanked by apsidal transepts, W tower like Albi with capped roof & general style more Romanesque; wings N & S of W end for residences, & to E assembly hall & clergy house, enclosing garden

36 *Block Plan Showing Proposed Layout of Buildings*

Scale: 1:1000

Insc: As above, *Cairo Cathedral* & labelled

s & d: A. Gilbert Scott M.C., F.R.I.B.A. | *Archit* | 7

Grays Inn Sq | London WC1 October 1928

Pen on linen (285 × 370)

37 Ground plan with square short transepts off central space

Scale: 1:200

Insc: *Cairo Cathedral* | *Sketch Plans* & list of problems including 5. *Style - more primitive*

d: August 1929

Pencil (710 × 960), torn

38 Ground plan

39 *West Elevation* | *River Front*

40 *North Elevation*

41 *Longitudinal Section*

38-41 Scale: 1:200

Insc: As above & *Cairo Cathedral* | *Sketch Plans* | *Museum Site* | Set 1C

s & d: A. Gilbert Scott M.C., F.R.I.B.A. | *Architect* | 7

Grays Inn Square | WC1 July 1930

Prints with buff & brown washes (550 × 780)

42 *Ground Floor Plan* as No.38

Scale: 1:200

Insc: As above, *Cairo Cathedral* | *Sketch Plans & £35,000 at 4¹/₂d* | = £47,000 at 6d *This design of Cath* | *reduce to £23,000 at 6d*

s & d: As Nos.38-41 & January 1931

Print (590 × 800)

43-44 Revised plan, 1932, with square-sided central space & with W entrance altered

43 *Ground plan*

44 *1st Floor Plan of Clergy House; Assembly Hall & Gatehouse*

43-44 Scale: 1:200

Insc: As above, *Cairo Cathedral* - *Revised Plan & labelled*

s & d: As Nos.38-41 & February 1932

Pencil (600 × 860, 460 × 550)

45-54 1933 scheme for museum site: similar to 1930 scheme but in elemental Classical style; W tower with vertical expressionist windows & detail & curved colonnade between wings enclosing E garden

45 *Ground plan*

46 *Ground plan showing seating*

45-46 Scale: 1:200

Insc: Labelled

Pencil (480 × 660, 600 × 900)

47 *North Elevation*

48 *West Elevation - Facing River*

49 *East Elevation showing Clergy House & Assembly Hall*

50 *Longitudinal Section Looking South*

51 *Cross Section through Nave Looking West* showing Dean's House & Bishop's House

52 *Cross Section through Chapel Looking East* showing Assembly Hall & Clergy House

47-52 Scale: 1:200

Insc: As above

Pencil (275 × 830)

53 *Sketch Section through Aisles (Longitudinal)*

Scale: 1:100

Insc: As above & *Cairo Cathedral*

Pencil (470 × 760)

54 *North Elevation*

Scale: 1:200

Insc: As above, *Cairo Cathedral & 1933 Design*

s & d: A. Gilbert Scott MC, FRIBA | 7 Grays Inn Sq | London WC1 1933

Print with brown, buff & green washes (370 × 930)

55-70 Design as executed on museum site, with cathedral as in 1933 scheme except for small alterations to tower & W entrance; all ancillary buildings moved to W, making wings extending towards the Nile - clergy house & archdeacon's house to S, assembly hall & bishop's house to N

55 Preliminary design

W elevation showing tower, porch & colonnade & perspective sketches of tower & porch

Pencil (390 × 425), torn

56-70 Design

56 Block plan, as executed except for detail of bishop's house

Scale: 1:400

Insc: *Cairo Cathedral* | *Amended Plan - Showing Revised Layout of Buildings*

s & d: A. Gilbert Scott M.C. F.R.I.B.A. | 7 Grays Inn Square London WC1 June 1933

Pen on linen (450 × 620)

57 Ground plan of wings with outline of cathedral

58 First floor plan of wings with block plan of cathedral

57-58 Scale: 1:200

Insc: *Cairo Cathedral* - *Sketch Plans* & labelled

d: Sept 1933

Pencil (565 × 840, 500 × 715)

59 *Plan of Cathedral and Subsidiary Buildings* drawn after construction began

Scale: 1:200

Insc: As above & *Cairo Cathedral* | *Drawing No.62/77*

s & d: A. Gilbert Scott M.C. F.R.I.B.A. | 3 Field Court, Grays Inn, W.C.1. January 1937

60-66 Design for cathedral

60 *Plan of Cathedral*

61 *Plan at different levels*

62 *North Elevation*

63 *Cross Section thro' Choir looking East & East Elevation*

64 *Cross Section thro' Nave looking West & West Elevation*

65 *Long Section Through Centre Line* looking S

60-65 Scale: 1:100

Insc: As above, *Cairo Cathedral* | Drawing No.62/13 to 62/18 respectively & labelled

s: A. Gilbert Scott M.C. F.R.I.B.A. | 7 *Gray's Inn Square* | London W.C.1

d: No.60, 21.8.34

Pen on linen

66 Perspective view of interior looking E, by J. LeJeune

Insc: *Cairo Cathedral*

s: (on mount) *Designed by A. Gilbert Scott, Archt | Drawn by J. LeJeune*

Pencil & watercolour (780 × 1040)

67-68 Design for clergy block

67 *West Elevation, East Elevation, East Elevation of Archdeacon's & Bishop's House & Cross Section thro' Garage*

68 *Ground Floor Plan & First Floor Plan*

67-68 Scale: 1:100

Insc: As above, *Cairo Cathedral* | Clergy Block | Drawing No.62/1 & 62/2 respectively & labelled

s: As Nos.60-65

Pen on linen (800 × 1030)

69-70 Design for assembly hall block

69 *Ground Floor Plan & First Floor Plan*

70 *Longitudinal Section, South, North & East Elevation & Section thro' Garage*

69-70 Scale: 1:100

Insc: As above, *Cairo Cathedral* | Assembly Hall Block | Drawing No.62/3 & 62/4 respectively & labelled

s: As Nos.60-65

Pen on linen (800 × 1030)

71-107 Working drawings for cathedral

71 *Cross Section thro' Nave looking West & Inside Elevation looking South*

Scale: 1:25

Insc: As above, *Cairo Cathedral* | Nave Details | Drawing No.62/26 & labelled, with dimensions given

s: A. Gilbert Scott M.C. F.R.I.B.A. | 7 *Grays Inn Sq* | London W.C.1

Pencil on tracing paper (760 × 895)

72 *Long Section thro' Tower & Nave*

Scale: 1:25

Insc: As above, *Cairo Cathedral* | Drawing No.62/31 & labelled, with dimensions given

s: As No.71

Pencil on tracing paper (760 × 980)

73 *Diagonal Section through Central Space (Lower Portion)*

Scale: 1:25

Insc: As above, *Cairo Cathedral* | Drawing No.62/50 & labelled, with dimensions given

s: As No.71

Pencil on tracing paper (760 × 950)

74 *Extended Elevation of dome & Plan at Top of Bases to Pilasters*

Scale: 1:25

Insc: As above, *Cairo Cathedral* | Details of Main Dome, Drawing No.62/64 & labelled, with dimensions given

s: A. Gilbert Scott M.C. F.R.I.B.A. | 3 *Field Court Grays Inn W.C.1*

Pencil on tracing paper (735 × 730)

75 *Details of Glazed Metal Lantern to Main Dome*

Scale: 1:25

Insc: As above, *Cairo Cathedral* | superceding detail on Drawing No.62/64, Drawing No.62/80 & labelled, with dimensions given

s: As No.74

Pencil on tracing paper (290 × 460)

76 *Section looking East & West Elevation of tower*

Scale: 1:25

Insc: As above, *Cairo Cathedral* | Details of Tower Drawing No.62/27 & labelled, with dimensions given

s: As No.71

Pencil on tracing paper (765 × 1230), torn

77 *Cross Sectn thro' Chapel*

Scale: 1:25

Insc: As above, *Cairo Cathedral* | Drawing No.62/43 & labelled, with dimensions given

s: As No.74

Pencil on tracing paper (765 × 770)

78 *West Elevation & Cross Section of Porch to West End of Cathedral*

Scale: 1:25

Insc: As above, *Cairo Cathedral* | Drawing No.62/24 & labelled, with dimensions given

s: As No.71

Pencil (760 × 925)

79 *West Elevation & Section of Porch to West End of Cathedral*

Scale: 1:25

Insc: As above, *Cairo Cathedral* | Drawing No.62/76 | Amendment to Drawing No.62/24

s: As No.74

Pencil on tracing paper (695 × 710)

80 *Long Section thro' North Tower Aisle & Section of Tower Aisle Porch*

Scale: 1:25

Insc: As above, *Cairo Cathedral* | Drawing No.62/58 & labelled, with dimensions given

s: As No.74

Pencil on tracing paper (580 × 685)

81 *Details of Cathedral Doors*

Scale: 1/2 in to 1 ft

Insc: As above, *Cairo Cathedral* & labelled, with dimensions given

Pencil on tracing paper (245 × 620)

82 *FS & 1/25 Details of Window Glazing & Ironwork | Tower & Upper Cathedral Windows*

Insc: As above, *Cairo Cathedral* & labelled

s: As No.74

Pencil on tracing paper (480 × 670)

83 *Plan of Marble Paving*

Scale: 1:50

Insc: As above & *Cairo Cathedral* | Drawing No.62/62 |

Black Marble Borders etc | General Paving two shades of Trieste or Travertine Marble

s: As No.74

Pencil on tracing paper (390 × 1580)

84 *Revised Plan of Sanctuary Paving*

Scale: 1:50

Insc: As above & *Cairo Cathedral* | Drawing No.62/110

s: As No.74

Pencil on tracing paper (410 × 500)

85 *FS detail of Artificial Stone Capitals to All Exterior Columns*

Insc: As above, *Cairo Cathedral* | Drawing No.62/81 & labelled

s: As No.74

Pencil (740 × 1290)

86 *FS Details of Stonework top of Main Dome*

Insc: As above, *Cairo Cathedral* | Drawing No.62/68 & labelled

s: As No.74

Pencil (760 × 1410)

87 *FS Details of Artificial Stone Cornice, Bands etc to Exterior of the Main Dome*

Insc: As above, *Cairo Cathedral* | Drawing No.62/65 & labelled

s: As No.74

Pencil (760 × 1270)

88 *FS Details of Cornice to Main Roof*

Insc: As above, *Cairo Cathedral* | Drawing No.62/47 & labelled

s: As No.74

Pencil (760 × 890)

89 *FS Details of Stonework of Panel above Main West End Door*

Insc: As above, *Cairo Cathedral* | Drawing No.62/72 & labelled

s: As No.74

Pencil (760 × 1240)

90 *Amended Design for Lunette over West Doorway*

Scale: 1:25

Insc: As above, *Cairo Cathedral* & labelled

s & d: As No.74 & June 1937

Pencil on tracing paper (250 × 300)

91-111 Fittings & decoration

91-94 Preliminary alternative designs for high altar

91 Two sketches showing alternative designs for baldachin in centre of screen

Pencil (135 × 240)

92 Sketch of baldachin with gabled top

93 Sketch of baldachin with hipped roof

94 Sketch of flat reredos as executed

92-94 Pencil on tracing paper (150 × 190)

95 *Sketch Design for Baldachino, not executed*

Side View, Elevation, Section & plan

Scale: 1:25

Insc: As above & *Cairo Cathedral*, with details of construction

s & d: A. Gilbert Scott M.C. F.R.I.B.A. | 3 *Field Court, Grays Inn, W.C.1. Sept. 1937*

Pencil (765 × 1040)

96-97 Design & working drawing for flat reredos with

round top & flanking screen, as executed

96 Rough elevation

Scale: 1:25

Insc: *Cairo Cathedral* | Proposed Arrangement for Opening Ceremony (26 April 1938), with dimensions of Frontal

& Dossal given

s: As No.95

Pencil on tracing paper (525 × 600)

97 *Plan, Section, Front Elevation, Side Elevation & FS Details of Main Altar & Dossal*

Scale: 1:25

Insc: As above, *Cairo Cathedral* | Drawing No.62/118 & Altar & Retable to be in Oak to match Cathedral Doors

s: As No.95

Pencil (660 × 760)

98-99 Design & working drawing for altar in E chapel

98 *Details of Altar & Dossal*

Scale: 1:25

Insc: As above, *Cairo Cathedral* & labelled

s: As No.95

Pencil on tracing paper (370 × 380)

99 *1/25 & Full Size Details of Altar & Dossal to Chapel*

Insc: As above, *Cairo Cathedral* | Drawing No.62/116 & labelled

s: As No.95

Pencil on tracing paper (580 × 610)

100 *Sketch Design for New Organ Front Section & Elevation of West Gallery Front*

Scale: 1:25

Insc: As above & *Cairo Cathedral* | *Drawing No.62/103*
s & d: As No.95 & *December 1937* | *Amended Jan. 1938*
Pencil on tracing paper (695 × 755)

101-103 Working drawings for pulpit

101 *Details of Pulpit & Lectern*

Scale: 1:25

Insc: As above, *Cairo Cathedral* & labelled
s: As No.95
Pencil on tracing paper (500 × 635)

102 *FS Details of Wrought Iron (Bronzed) Gate to Pulpit*

Insc: As above, *Cairo Cathedral* & labelled
s: As No.95
Pencil (760 × 1040)

103 *FS Design for Proposed Bronze Panel to Pulpit Front*

Insc: As above, *Cairo Cathedral* & by *Walter Gilbert - Sculptor, Oct 1939*
Print (550 × 1200)

104-106 Designs & working drawings for font

104 *Elevation & Plan showing Cromer Memorial*

105 *Elevation & Plan*

104-105 Scale: 1:25

Insc: As above & *Cairo Cathedral* | *Sketch Design for Font*

s: As No.95

Pencil on tracing paper (300 × 385, 290 × 495)

106 *Full Size Details of Marble Font*

Insc: As above, *Cairo Cathedral* | *Drawing No.62/137* & labelled
Pencil (760 × 1200)

107 Design for sanctuary stalls

Scale Elevations & Sections of Sanctuary Seating

Scale: 1:25

Insc: As above, *Cairo Cathedral* | *Drawing No.62/125*,
All Joinery in Beech - Natural Finish & labelled
s: As No.95

Pencil on tracing paper (520 × 970)

108-109 Working drawings for memorial tablets

108 *FS of Inscription for Cromer Memorial*

Insc: As above, *Cairo Cathedral* & inscription to
 Evelyn, First Earl of Cromer | *"Regenerator of Egypt"*
s: As No.95
Pencil (215 × 485)

109 *Full Size Detail of Marble Tablet to John Dane Player*

Insc: As above & *Cairo Cathedral*, with details of
inscription & in *'Subiaco' or similar Cream Coloured Marble*

s: As No.95

Pencil (645 × 1590)

110-111 Working drawings

110 *1/25 & FS Detail of Cathedral Electric Light Fittings*

Insc: As above, *Cairo Cathedral* | *Drawing No.62/102*,
labelled & *All exposed Metal to be Gilt*
s: As No.95

Pencil on tracing paper (475 × 760)

111 *1/25 & FS Details of Ornamental Wood Ceilings to Cathedral*

Insc: As above, *Cairo Cathedral* | *Drawing No.62/88* &
(In Limed Oak to Approval)
s: As No.95
Pencil (730 × 760)

112-119 Working drawings for subsidiary buildings

112 *West Elevation of Bishop's & Arch Deacon's House*

Scale: 1:25

Insc: As above, *Cairo Cathedral* | *Drawing No.62/8* &
labelled, with dimensions given
s: *A. Gilbert Scott M.C. F.R.I.B.A. | 7 Gray's Inn Sq | London W.C.1*
Pencil on tracing paper (700 × 700)

113 *Cross Sectn thro' Bishop's House & Plan & Section thro' Main Entrance & Stairs*

Scale: 1:25

Insc: As above, *Cairo Cathedral* | *Drawing No.62/9* &
labelled, with dimensions given
s: As No.112

Pencil on tracing paper (710 × 990)

114 *Cross Section thro' Clergy House Looking East*

Scale: 1:25

Insc: As above, *Cairo Cathedral* | *Drawing No.62/11* &
labelled, with dimensions given
s: As No.112

Pencil on tracing paper (680 × 1040)

115 *East Elevation, Ground Floor & First Floor Plan of Clergy House*

Scale: 1:25

Insc: As above, *Cairo Cathedral* | *Drawing No.62/10* &
labelled, with dimensions given
s: As No.112

Pencil on tracing paper (640 × 770)

116 *Long Section thro' Assembly Hall*

Scale: 1:25

Insc: As above, *Cairo Cathedral* | *Drawing No.62/6* &
labelled, with dimensions given
s: As No.112

Pencil on tracing paper (625 × 845)

117 *Cross Section thro' Assembly Hall*

Scale: 1:25

Insc: As above, *Cairo Cathedral* | *Drawing No.62/5* &
labelled, with dimensions given
s: As No.112

Pencil on tracing paper (555 × 830)

118 *FS details of capitals of Stage Columns to Assembly Hall*

Insc: As above, *Cairo Cathedral* | *Drawing No.62/82* &
labelled

s: *A. Gilbert Scott M.C. F.R.I.B.A. | 3 Field Court, Grays Inn WC1*

Pencil (740 × 1070)

119 *FS & 1/12.5 Details of Wrought Iron Staircase to Clergy House*

Insc: As above, *Cairo Cathedral* | *Drawing No.62/83* &
labelled

s: As No.118

Pencil (700 × 1220)

Prov: Nos.1, 2, 3 & 66 pres. by Mrs Margaret Powell (Scott's daughter), 1974: the remainder of the drawings were given to the Jerusalem & the East Mission after Scott's death; they were later offered to the Council for the Care of Churches & pres. to the RIBA in 1971

MSS: Large amount of correspondence about the cathedral project (with this is kept some contemporary literature)

Lit: *Design & construction*, May, 1938, pp.170-172;

B. F. L. Clarke, *Anglican cathedrals outside the British Isles*, 1958, p.47

The idea of rebuilding the English community's small and decrepit All Saints' church, built 1873-76 on a site presented by the Khedive Ismail, was first made by Bishop MacInnes in 1915. In 1916, by which time a cathedral was envisaged, Scott was approached while he was serving as an officer in the Royal Engineers in

Egypt. The first designs, prepared in 1918 and signed by both Adrian Scott and his elder brother Giles, in whose style Adrian was clearly indebted in all his subsequent designs, were in a Byzantine manner influenced by Bentley's Westminster cathedral and considered appropriate for a hot climate. This choice may well have been suggested by H. Farnall and Somers Clarke who sat on the cathedral building committee.

The great delay which followed was the result of the difficulty of finding both sufficient funds and a suitable site. The 1918 and 1920 designs were prepared for the site of the Ismailia Palace, presented by the Egyptian government. This project was found to be too ambitious and the 1924 and 1926 schemes, longitudinal Gothic designs, were prepared to fit the narrow waterworks site. The simultaneous construction of the adjoining mixed courts building began to overshadow this site and the search was resumed. Lord Lloyd, the High Commissioner, favoured the site by the Nile beside the museum, which was bought in 1928. The site of All Saints' church had been sold in 1925.

Although Scott arrived at his final design for the cathedral in a 'free rendering of Ecclesiastical Classic' in 1933, he was obliged to redesign the subsidiary buildings in the same year following the discovery of the remains of the old Ismailia Canal under the site. These uncertain foundations necessitated the W tower being pushed back away from the river and the cathedral being moved eastwards, and all the smaller buildings were grouped in two wings to the W towards the river (these duly suffered from subsidence problems in the 1950s). Construction began in 1936 and the cathedral was consecrated in April 1938. The local supervising architects were C. R. Bawden & E. G. Newnum; the reinforced concrete construction was designed by Burnard Geen.

General Nasser attempted to sweep the cathedral away in the construction of a new Nile bridge in 1963; for the same reason rebuilding on another site was proposed and Scott's building has recently been demolished.

CHESTERFIELD (Derbys): Mount St Mary's College
See SPINKHILL (Derbys) [9]

[3] **FARNBOROUGH** (Hants): Farnborough Hill Convent School

Designs for new chapel, c.1934 (2):

1 Perspective of chapel from NE showing apse & part of cloister, by J. LeJeune

Insc: *Farnborough Hill Convent | New Chapel*
s: (on mount) *Designed by A. Gilbert Scott. Archt & Drawn by J. LeJeune*

Pencil & watercolour, backed with card (530 × 680)
Exhib: RA 1934, No.1458

2 Perspective of interior of chapel looking E showing high altar, by J. LeJeune

Insc: *Farnborough Hill Convent | New Chapel*
Pencil & watercolour (680 × 900)

Exhib: RA 1934, No.1456

Prov: Pres. by Mrs Margaret Powell (Scott's daughter), 1974

Lit: *AJ*, LXX, 1933, pp.724-728; Dorothy A. Mostyn, *The Story of a house: Farnborough Hill*, n.d.; Pevsner & Lloyd, *Hants*, 1967, p.229

Farnborough Hill was built by H. E. Kendall in 1863 and was added to by Destailleur for the Empress Eugenie who lived there until she died in 1920. In 1926 it was bought by the Hillside Convent School. Scott designed additions of a chapel, dining hall, bedroom wing and cloister in 1931. The chapel was completed in 1932, but the high altar not until 1934. Scott considered that the chapel was the first piece of work which had completely satisfied him and given him a real sense of achievement.

[4] LONDON: RC church of Our Lady & St Joseph, Canton Street (Poplar), Tower Hamlets
Design as executed, 1951
Perspective view from NW, by J. D. M. Harvey
Insc: (on mount) *Roman Catholic Church, Poplar | Live Architecture Exhibition | Festival of Britain*
s & d: J. D. M. Harvey | 51
s: (on mount) *Designed by A. Gilbert Scott M.C.*
F.R.I.B.A. *Archit*
Pen, pencil & coloured crayon (680×760)
Prov: Pres. by Mrs Margaret Powell (Scott's daughter), 1974
Exhib: See inscription above
Lit: *AR*, CXVI, 1954, p.263; *AJ*, CLX, 1974, p.37
This church was designed as part of the Lansbury housing estate, planned and begun in 1951 by the LCC as a prestigious piece of post-war reconstruction forming the so-called Live Architecture Exhibition of the Festival of Britain. Completed in 1953, its Jazz-Modern Byzantine manner, reminiscent of Clemens Holzmeister's Vienna crematorium of 1922 and happily oblivious of the moral austerity of the Festival style, has earned the church severe criticism, yet today it looks more solid and dignified than the other buildings and probably contributes most to the planners' attempt to create the atmosphere of Dudok's Hilversum.

[5] LONDON: Church of St Augustine of Canterbury, Archway Road (Hornsey, Middx), Haringey
Designs & working drawings for alterations to marble altar & new altar front, c.1936-37 (8):
1-2 Designs for altar front & for altering & widening marble altar
1 *Plan, Front Elevation & Side Elevation*
Scale: 1/2 in to 1 ft
Insc: As above, *St Augustine's Highgate | Details of Extension to Marble Altar* & labelled
s: A. Gilbert Scott, M.C., F.R.I.B.A. | 3 *Field Court, Grays Inn WC1*
Pencil on tracing paper (380×540)

2 *Side Elevation, Front Elevation, Plan, Cross Section & Half Elevation of Dadoe Panelling*
Scale: 1/2 in to 1 ft
Insc: As above, *St Augustine's Highgate | Details of Movable Altar Front & Dadoe Panelling* & labelled, with dimensions given
s: As No.1
Pencil on tracing paper (460×740)

3-4 Amended design omitting widening of marble altar
3 *Plan, Front Elevation & Side Elevation*
Scale: 1/2 in to 1 ft
Insc: As above, *St Augustine's Highgate | Amended Drawing & Dimensions to be checked from job*
s: As No.1
Pencil on tracing paper (390×540)

4 *Front Elevation showing Marble Altar & New Altar Front, Plan, Half Elevation of Dadoe Panelling & F.S. Detail of Frieze Inscription*
Scale: 1/2 in to 1 ft
Insc: As above, *Amended Drawing of Super Altar & Dadoe Panelling* & labelled, with dimensions given
s & d: As No.1 & Sept. 1937
Pencil on tracing paper (310×640)

5-8 Working drawings
5 *FS Detail of Surround to Altar end of Dadoe Panelling*

6 *FS Details of Movable Front to Altar*

5-6 Insc: As above, *St Augustine's Highgate & All in oak bleached grey to approval*, with instructions
s: As No.1
Pencil (760×1370)

7 *FS Details of Centre Panel of Movable Altar Front* showing inscription *Sanguinis Pretiosi* & rough drawing of pelican
Insc: As above & *St Augustine's Highgate*
Pencil (475×760)

8 *Full Size Details of Temporary Corbels for Side Statues above Dadoe Panelling*
Insc: As above & *St Augustine's Church Highgate*, with instructions
s: As No.1
Pencil on tracing paper (660×760)

Prov: Pres. by the Council for the Care of Churches, 1971, with Cairo cathedral drawings
MSS: Correspondence with Studios J. Linhout of Bruges about brass pelican & statues for the frontal & photograph of the completed pelican
Lit: Pevsner, *Middx*, 1951, p.113; A. Sanders, *St Augustine of Canterbury & Highgate*, 1975, pp.21-22
See also Gibbons, J. Harold [13].

[6] LONDON: Sacred Heart School, Burlington Road, New Malden (Surrey), Merton
Design, contract & working drawings, c.1931-48 (9):
1-2 Design
1 *Site Plan*
Scale: 1:200
Insc: As above, *New Catholic Elementary School | West Barnes, London SW* & labelled
s: A. Gilbert Scott M.C., F.R.I.B.A. | *Architect | 7, Gray's Inn Square, London WC*
d: Revised Dec. 1931
Pen on linen (450×600)

2 *Perspective View of Completed Scheme*
Insc: As above & *Proposed New Catholic Schools, West Barnes*
s: As No.1
Print (410×540)

3 Contract drawing for 2nd stage of building
Plans, Sections & Elevations
Scale: 1/2 in to 1 ft
Insc: As above, *Catholic Elementary School | West Barnes. Proposed Additions & This is the drawing mentioned in the contract dated Oct 20th | 32 | Oscar Withbrell | Witness M. T. Ingram | Bursar | Witness G. Lane | P. Secretary*
s: As No.1
Print (600×730)

4-8 Working drawings
4 *Half Inch Scale Details of Main Entrance*

5 *Half Inch Scale Details of Cloakrooms*

6 *Half Inch Scale Details of Assembly Hall and Lavatory Blocks*

7 *Half Inch Scale Details of Classrooms*

4-7 Insc: As above, *New Catholic Elementary Schools | West Barnes* & labelled
s: As No.1
Pen on linen (520×780)

8 *Full Size Detail of Cornice Etc. to Pediment Over Main Entrance*
Insc: As above, *New Catholic Elementary Schools | West Barnes SW* & labelled
s: As No.1
Pencil with coloured washes (710×1030)

9 Design for final stage of building
Site Plan showing New Addition | & New Paths etc.
Scale: 1/2 in to 1 ft
Insc: As above, *S.H. School, New Malden* & labelled
s & d: A. Gilbert Scott M.C., F.R.I.B.A. | 3 *Field Court | Gray's Inn WC1 Sept | 48*
Pencil on tracing paper (250×360)

Prov: Pres. by Mrs Margaret Powell (Scott's daughter), 1974

LONDON: No.129 Grosvenor Road, Westminster
See Scott, Giles Gilbert & Scott, Adrian Gilbert [1]

LONDON: Palace of Westminster, House of Commons
See Scott, Giles Gilbert & Scott, Adrian Gilbert [2]

[7] MOUNT EDGECUMBE CASTLE (Cornwall)
Working drawings for restoration & rebuilding of castle & orangery, 1955-60 (6):
1 *Basement Plan, Ground Floor Plan, First Floor Plan, Second Floor (Attic) Plan & Main Roof Plan*
Scale: 1/2 in to 1 ft
Insc: As above, *Mount Edgumbe Castle & labelled*
s & d: A. Gilbert Scott CBE MC FRIBA | 3 *Field Court - Grays Inn WC1 June 1955*
Print (740×1330)

2 *North-South Cross Section*

3 *East-West Section - Western End*

2-3 Scale: 1/2 in to 1 ft
Insc: As above, *Mount Edgumbe Castle & labelled*, with dimensions given
s & d: A. Gilbert Scott CBE MC FRIBA | 11 *South Square - Grays Inn, WC1 | July 1958*
Pencil on tracing paper (750×1360)

4 *1" & Full Size Details of Fireplaces to Library & Study*
Insc: As above, *Mount Edgumbe Castle & labelled*, with dimensions given
s & d: A. Gilbert Scott CBE MC FRIBA | 3 *Field Court Grays Inn | London WC1 June 1959*
Pencil on tracing paper (770×1000)

5 *FS & 1/2" of Entrance Gates*
Insc: As above, *Mount Edgumbe Castle & labelled*, with dimensions given
s & d: As No.3 & March 1960
Pencil on tracing paper (770×1000)

6 *1/8" Scale Details of Orangery*
Insc: As above, *Mount Edgumbe Castle, "C" = Scheme for Complete Reinstatement* & labelled
s & d: As No.3 & 27.5.60
Print (580×770)

Prov: Pres. by Mrs Margaret Powell (Scott's daughter), 1974
Lit: Pevsner, *Cornwall*, 1970, p.123
This house of 1547-54 was burned out during the Second World War. The restoration was completed by 1960. See also Wightwick, George [54].

[8] PORT SUDAN (Sudan): Christ Church
Copies of working drawings for nave, sanctuary & vestries & design for completion of W tower, c.1939 (5):

1-4 Copies of working drawings

1 *The Plan*

Scale: 1:50

Insc: As above, *Christ Church | Port Sudan, Traced from blue print | Drawing No.3, Divisional Engineer | Red Sea Area* & labelled, with dimensions given; N veranda marked (in pen) *Not yet Completed & Present End of Church* indicated between nave & tower
Blueprint negative (640×935)

2 *Section thro' Nave*

Scale: 1:25

Insc: As above, *Christ Church | Port Sudan, Traced from blue print | Drawing No.5* & labelled, with dimensions given
Blueprint negative (670×725)

3 Half Section thro Vestry & Sanctuary looking West & Half Section thro Choir looking East

4 Section thro the Sanctuary looking North

3-4 Scale: 1:25

Insc: As above, *Details of the Sanctuary & Vestries, Traced from blue print | Drawing No.7 & No.8 respectively & labelled, with dimensions given*
Blueprint negative (690×935, 530×690)

5 Design for completion of W tower
Section looking North, Section looking West, South Elevation, West Elevation & Plan of tower & Belfry
Scale: 1:100

Insc: As above, *Port Soudan | Proposed Completion of Church | Sketch Plans & extent of Existing Church* marked
s & d: A. Gilbert Scott M.C., F.R.I.B.A. | 3 Field Court Grays Inn | London W.C.1. January 1939
Print with buff, brown & blue washes (530×740)

Prov: Pres. (with the drawings for Cairo cathedral) by the Council for the Care of Churches which received them from the Jerusalem & the East Mission, 1971
MSS: With the MSS are kept photographs of the church in 1939 before the construction of the tower, 1 at the time of consecration (21 February 1943) & 8 dated 26 September 1945

[9] SPINKHILL (Derbys): Mount St Mary's College
Design for war memorial chapel, 1923
Perspective of interior looking E with inset plan [Fig.123]

Scale: Plan 1:24

Insc: *Mount St Mary's College, Chesterfield | War Memorial Chapel | as being built & plan labelled*
s & d: A. Gilbert Scott | 7 Grays Inn Sq | London W.C.1. & A. Gilbert Scott Delt 1923

Pen, pencil & watercolour, backed (550×855)

Prov: Pres. by Miss Frances Burlison, 1972, to whom it was given by Mrs Margaret Powell, Scott's daughter
Exhib: RA 1923, No.1207

Lit: AR, LVI, 1924, p.175; Pevsner, *Derbys*, 1953, p.219

Miss Burlison, sculptress (1876-1974) who executed the frieze around the chapel walls and who presented this drawing, was the daughter of John Burlison of the stained glass firm of Burlison & Grylls. The nave of the chapel, which incorporated the walls of an existing building, the dome and the sanctuary were completed in 1924; the side chapels were finished by 1930.

[10] VANCOUVER (British Columbia, Canada): Church of St James

Design as executed, c.1935

Perspective from SW with *Ground Floor Plan* inset, by J. LeJeune

Scale: Plan $\frac{1}{16}$ in to 1ft

Insc: As above & *St James's Vancouver | Proposed New Church*

s: (on mount) *Design by A. Gilbert Scott Archt | Drawn by J. LeJeune*

Pencil with watercolour (680×900)

Prov: Pres. by Mrs Margaret Powell (Scott's daughter), 1974

Exhib: RA 1935, No.1471

[11] Design for an unidentified church
Perspective of interior looking E, showing barrel vault, above side arches supported on pairs of pillars
Pencil (750×560)

Verso: Preliminary design for Cairo cathedral, c.1920

Cross-section through central space looking E

Pencil

Prov: See [2]

[12] Design for an unidentified war memorial, probably in Egypt

Perspective view

Insc: (on the memorial) *E.E.F. | To The Fallen | 1914 | 1918*

s: A.G.S. delt. & A. Gilbert Scott

Pencil & watercolour (650×800)

Prov: As [8]

The Imperial War Graves Commission has no record of this design, but the fact that Scott served in the Royal Engineers in Egypt and Palestine in 1916-19 and the nature of the landscape suggest that this was a projected memorial to the Egyptian Expeditionary Force.

p.118 Bibl: G. M. Stamp, *George Gilbert Scott junior*, unpublished PhD thesis, 1979; G. M. Stamp, 'The Gilbert Scotts and Hampstead', *Camden History Review*, No.7, 1979, pp.2-7

p.121 [8] Lit: Sherwood & Pevsner, *Oxon*, 1974, pp.492-498; M. Binney, 'Broughton Castle, Oxfordshire', *CL*, CLX, 1976, pp.1636-1639, 1758-1761, 1834-1837; H. Gordon Slade, 'Broughton Castle, Oxfordshire', *Archaeological Jnl*, CXXXV, 1978, pp.138-194

p.142 [43] Lit: G. M. Stamp, 'The Gilbert Scotts and Hampstead', *Camden History Review*, No.7, 1979, pp.3-4

p.146 [49] Lit: E. Atkinson, 'Church, tower and row', *The Heathside Book*, 1962, reprinted as a pamphlet, 1978; G. M. Stamp, 'The Gilbert Scotts and Hampstead', *Camden History Review*, No.7, 1979, pp.4-5

p.167 Bibl: G. M. Stamp, 'Giles Gilbert Scott. The problem of modernism', *Architectural Design*, LXIX, 1979, Nos.10 & 11, pp.72-83

p.174 [105] Lit: M. Richardson, 'The RIBA building', *Architectural Design*, XLIX, 1979, Nos.10-11, p.65

p.178 (Battersea power station) Lit: I. Nairn, *Nairn's London*, 1966, p.191; G. M. Stamp & G. Boyd Harte, *Temples of power*, 1979; G. M. Stamp, 'Giles Gilbert Scott. The problem of modernism', *Architectural Design*, LXIX, 1979, Nos.10-11, pp.78-82

p.181 Bibl: G. M. Stamp, 'The Gilbert Scotts and Hampstead', *Camden History Review*, No.7, 1979, pp.6-7

Pl
Er

As

At

At

At

At

(A

:

At

Ac

Ac

Ac

Ac

Ag

Ag

(A

(A

(A

(A

Alc

Alc

Al

(A

An

,

(A

An

An

:

An

:

An

(A

An

(A

An

An

Ar

Ar

Ar

:

(A

Ar

Ar

As

(Ar

As

:

(Ar

As

(

As

8

As

Index of persons & places

Plain entries relate to catalogue entries proper and the summary of provenance on pp.10-11 (indications of provenance in the body of the volume have not been indexed).
Entries in parentheses relate to introductory notes, biographical notes and notes appended to catalogue entries.

- Aachen (Nordrhein-Westfalen, Germany): Cathedral 79, 80
Grashaus 80
House ties 80
Marschierdor 80
Oriel 80
Abbeville (Somme, France): Abbaye du Gard 83
Church of St-Vulfran 83
Abbey Dore (Herefs): Abbey church of the Holy Trinity & St Mary 84
Abbots Langley (Herts): (Breakspear College, Langley House 167)
Pope Hadrian IV memorial church 167
Aberdeen: Cathedral church of St Machar 82
(Aberystwyth (Cardigans): National Library of Wales 21, 68)
Abinger (Surrey): Church of St James 85
Accrington (Lancs): Church of St Anne (RC) 167
Adams, Maurice Bingham (133), 149
Addlethorpe (Lincs): Church of St Nicholas 78, 84
Admiralty, Director of Works 54
Agate, Charles Gustave 178
Ainger 163
(Ainger, The Rev. Alfred 163)
(Akroyd, Edward 34)
(Albert, Prince Consort 51, 70)
(Albi (Tarn, France): Cathedral 182)
Alderney (Channel Is): Church of St Anne 84
Aldous, Basil C. 174
Aldwinkle (Northants): Church of All Saints 80
Church of St Peter 80
Alford (Lincs): Church of St Wilfrid 81
(Alford, The Very Rev. Henry 24)
Ambleside (Westmorland): Church of St Mary the Virgin 19
(Amersham (Bucks): Workhouse 13)
Amiens (Somme, France): Cathedral 84
Ampleforth Abbey & College (Yorks) (166, 167), 167-168
Ampleforth Preparatory School, Gilling Castle (Yorks) 168
Ampney St Peter (Glos): Church of St Peter 118
(Anderson, Mott, Hay & 173)
Anderson, H. L. 31
(Anderson, (Sir) Robert Rowand 15)
Anness, S. R. 135
Ansty (Warwicks): Church of St James 83
Architectural Society 77
Arksey (Yorks): Church of All Saints 82
Arles (Bouches-du-Rhône, France): Church of St-Trophime 83
(Armstead, Henry Hugh 51, 58-59, 59)
Arthington Hall (Yorks) 19
Arundel (Sussex): (Castle 150)
Church of St Nicholas 82
Ashbourne (Derbys): Church of St Oswald 84
(Ashdown, John 15)
Ashe (Hants): Church of the Holy Trinity 118-119, 138, 162
(Ashenden, Henry 112, 114)
Ashford (Middx, now Surrey): Church of St Michael (RC) (166), 168
Ashley (Northants): Church of St Mary the Virgin 19, 85
Assisi (Umbria, Italy) 83
Building 83
Cathedral 83
Church of S Francesco 83
Column 83
Monte Frumentario 83
Aswan (Egypt): Dam 168
Athens (Greece): Choric Monument of Lysicrates 77
Erechtheum 77
Parthenon 77
Temple on the Ilissus 77
Temple of Thesus 77
(Atherton, Miss 17)
(Athron 28)
(Atkinson, Robert 166)
Atlay, The Rt Rev. James 95
Attack, Benjamin & Son 122, (123)
(Attorney-General 60)
Audley (Staffs): Church of St James 78
(Austin, Hubert James 15, 171, 172)
Aurhorpe (Lincs): Church of St Margaret 78
Avignon (Vaucluse, France) 83
Cathedral 83
Palais des Papes 83
Aylesbury (Bucks): Church of St John 112
Church of St Mary 19-20, 78, 80
Aylesford (Kent): Bridge 82
Church of St Peter 82
(The Friars 180)
Aylesford (Kent), house in neighbourhood of 82
(Ayrton, Acton Smee 59)
(Ayrton, Ormrod Maxwell 171)
B., M. & 23
B., H. A. 56
Baddesley, North (Hants): Church of St John the Baptist 164
Badds, L. 181
Badger, T. W. 66
Baiss, R. S. H. 112
(Baker & Peary 110)
Baker, Arthur (15), 25, 30, (77)
(Baker, (Sir) Herbert 166, 174)
(Baker, W. W. 15)
Bakewell (Derbys): Church of All Saints (117), 119-120, 168
(Balfour, Col. Eustace James Anthony 117)
Balsham (Cambs): Church of the Holy Trinity 164
(Balston, The Ven. Edward 120)
Bangor (Caerns): Cathedral church of St Deiniol (14), 20-21, 82, 87, 89, 94, 110, 168
(Banks, Robert Richardson 58, 81, 133)
Barclay, T. 31
(Barford 93, 94, 111)
Barford St Michael (Oxon): Church of St Michael 84
Barfreston (Kent): Church of St Nicholas 78
(Barham, Col. A. S. 169)
Baring, The Rt Rev. Charles 129, (130)
(Barkentin & Krall 117, 123, 128)
Barkentin, Jes 123
(Barker, James W. 15)
(Barlow, William Henry 61)
(Barnard, John Langton 15)
(Barnes, Dale & Clarke 75)
(Barnes, The Rev. K. H. 128)
(Barnet, Borough Surveyor, London Borough of 179)
Barnsley, John & Son 33
Barnwell (Northants): Castle 80
Church of St Andrew 79, 80
(Barrett 115)
(Barry, Shaftoe & 49)
(Barry, (Sir) Charles 58, 79, 179, 180)
(Barry, Charles Jnr 51, 58, 81, 133)
(Barry, Edward Middleton 51, 60)
Barthomley (Cheshire): Church of St Bertoline 80, 84
Barton, Great (Suffolk): Church of the Holy Innocents 81
Barton, Isaac 66
Barton Mills (Suffolk): Church of St Mary the Virgin 168
Barton-upon-Humber (Lincs): Church of St Mary 84
Bath (Som): Abbey church of St Peter & St Paul 79
Church of Our Lady & St Alphege (RC) & presbytery (166), 168
Church of St Andrew 21
(Batters 15)
Battle (Sussex): Abbey 82
(Bauhaus, the 167)
(Bawden, C. R. 184)
(Bayne, M. T. & Co. 98)
Bayton (Worcs): Church of St Bartholomew 110
(Beachcroft, T. S. 15)
(Beaconsfield (Bucks): Church of St Teresa of the Child Jesus & St John Fisher & St Thomas More (RC) 180)
Beale, Walker, Emley & 133
Beanland, J. & W. 20, (21, 23, 34, 65, 86)
(Beard, E. A. 115)
(Beauchamp, Frederick Lygon, 6th Earl 70)
Beaulieu (Hants): Abbey 82
Beaumaris (Anglesey): Castle 78
Beauvais (Oise, France): Basse-Oeuvre 80
Bishop's palace, now Palais de Justice 80
Cathedral 80
Church of St-Etienne 80
House, rue Philippe-de-Beaumanoir 80
Houses 80
Beckett, Sir Edmund, Bt *see* Grimthorpe
Beckley (Sussex): Church House 112
Farm 168
Bedale (Yorks): Church of St Gregory 137
Bedford: Church of St Paul 79, 120
Bedwyn, Great (Wilts): Vicarage, now Glebe House 120, (121)
Belgium 109, 166
Belham, S. & Co. 121
(Bell, Alfred 15 *see also* Clayton & Bell)
Bell, William & Sons 49
(Bellamy, A. A. 178)
(Bellamy, Thomas 58)
Beloe, E. M. 83
Benenden (Kent): Benenden School 116
Bennett, Charles 75
Bennett, J. B. & F. (136), 136, (136)
(Bennett, (Sir) Thomas Penberthy 179)
Bennett, (Sir) Thomas Penberthy & Sons 178
Bennett, W. S. 75
Bennington, Long (Lincs): Church of St Swithun 84
(Bentham, Jeremy 13)
(Bentley, John Francis 166, 177, 181, 184)
(Beresford-Hope, A. J. B. 51)
Berkeley (Glos): Castle 81
Church of St Mary the Virgin 81
(Power station 167)
(Berkeley, The Rev. G. W. 144)
Berlin (Germany): (Lustgarten 58)
Parlamentsgebäudes (14), 76, 86, (88)
(Berlin, East (Germany) 177)

- Bernay (Eure, France): Abbey 83, 166
House 83
Betham, R. M. 10, 11
(Bevan, John 175)
Beverley (Yorks): Church of St Mary 21-22, 78, 80, 84, 85, 89
(East Riding County Record Office 131)
Minster church of St John the Evangelist (14), 21, 78, 80, 84, (88), 89
Bewdley (Worcs): Church of St Anne 168
Bibury (Glos): Church of St Mary 80
(Bickerdike, Alfred 15)
Bickersteth, The Very Rev. Edward (51), 97
Bickersteth, The Rt Rev. Robert 65
Bignell 39, 40, 42
(Bignell, Jabez 15)
(Bignell, Joseph M. 15)
Billericay (Essex): Workhouse, now St Andrew's Hospital 78
Billingborough (Lincs): Church of St Andrew 85
Bilton Ainsty (Yorks): Church of St Helen 82
(Bindley 66)
(Birch, G. E. 113)
(Birchall, Edward 15)
(Bird, William F. 175)
Birkenhead (Cheshire): (Church of St Joseph (RC), Upton 180)
Church of St Saviour, Oxton 168
Birmingham: Aston Hall 78
Cathedral church of St Chad (RC) 84
(church of Our Lady & St Rose of Lima (RC), Weoley Castle 180)
(Church of St Mark the Evangelist 78)
Churches 78
Oratory church of the Immaculate Conception, Edgbaston 121
(Bishop, Charles & Son 132)
(Blackburn 94)
Blackie, W. 35, (35)
(Bladwell, Joseph 21)
(Blencowe, J. G. 92)
Bletchingley (Surrey): Church of St Mary the Virgin 82
(Blomfield, (Sir) Arthur William 70, 147, 169)
(Blomfield, (Sir) Reginald Theodore 112, 179)
(Blore, Edward 61)
(Blow, Detmar Jellings 123)
(Bluntschli, Alfred Friedrich 86)
Blyth, James 141, (141)
Boardman, Edward 171
(Böckmann, Wilhelm 86)
Bodiam (Sussex): Castle 82
Bodley, George Frederick (9, 15), 84, (97, 112, 117, 127), 131, (131, 146, 162), 164, (166, 167, 168), 171, (171, 172, 175, 176)
(Boehm, (Sir) Joseph Edgar 92)
(Bohnstedt, Ludwig Franz Karl 35, 86)
(Boisserée, Sulpiz 34)
Bologna (Emilia, Italy) 83
Church of S Domenico 83
S Francesco 83
S Giacomo Maggiore 83
S Petronio 79, 83
S Stefano 83
Sta Maria dei Servi 83
Palazzo della Mercanzia 83
Bolton Abbey (Yorks): Priory church of St Cuthbert & St Mary 133
(Bombay (India): University 14)
Booth, Albert John Ravenshear 26
Booth, D. H. 135
Booth, George William 29, (64, 76)
Borough, J. 93
Boston (Lincs): Church of St Botolph 79, 85, 166
Guildhall 78
House 78
Boswell 130
Bothamsall (Notts): Church of St Peter 79
Boughton Corner (Kent): House & cottage 181
(Boulton, R. L. & Sons 110, 111, 114)
Bourges (Cher, France) 162
Bourn (Cambs): Church of St Helen & St Mary 81
(Bourne 101)
Bournemouth (Hants): Church of All Saints, Pokesdown 112
Church of All Saints, West Southbourne 112, 115
the Annunciation (RC) & presbytery (11, 166), 168, (175, 176)
St Christopher & parish hall, Southbourne 116
St John the Evangelist, Boscombe 109
St Michael & All Angels & church house 89, 110
(Boutell, The Rev. Charles 61)
(Bower, Stephen Ernest Dykes 146)
(Bowman 110)
Bowman, E. & Son 89, (89, 111)
(Bowman, E. & Sons 112, 114, 115)
(Bowyer 111)
Bowyer, William 123
(Boxall, A. 170)
Boxgrove (Sussex): (Houses 177)
Priory church of St Mary & St Blaise 22, 79
Boxgrove Houses Ltd 177, (177)
(Boyce, The Rev. E. 11, 17, 18)
Boyd, The Very Rev. Archibald 30, (31)
(Boyle, W. 15)
Boyse, Thomas 33 (*see also* Marshall & Boyse)
Brabourne (Kent): Church of St Mary the Blessed Virgin 82
Brackley (Northants): Church of St Peter 78, 89-90
Braddock, Thomas 10
Bradfield (Berks): (Bradfield Place 22)
Church of St Andrew (14, 22), 79
Red House, The 112
St Andrew's College 22, (88), 90, (112), 112, 116
Bradford (Yorks): Church, now cathedral church of St Peter 168
(Bradford 32)
(Braili, Rudolf 170)
(Brakspear, (Sir) Harold 167)
(Bramston, The Very Rev. John 76)
Brandesburton (Yorks): Church of St Mary 78
Brandon, John Raphael 95
Branston (Lincs): Church of All Saints 22
(Brasier, J. & Son 114)
Brasted (Kent): Church of St Martin 80
House 80
Bratton (Wilts): Church of St James the Greater 80
(Breakspear, Nicholas, Pope Hadrian IV 167)
Brecon: Christ's College 79
Priory, now cathedral church of St John the Evangelist 22, 79, 81, 84, 85
(Brewer, H. W. 149)
Brewer, Bishop William 30
(Bridge, The Rev. T. F. H. 69)
Bridgeman, G. R. 106
(Bridgeman, Robert 73, 90, 92, 93, 94, 97, 108, 111)
(Bridgeman, Robert & Sons 96, 105, 108, 110, 111, 113, 114)
Bridges, Thomas 26
Bridlington (Yorks): Priory church of St Mary 22-23, 78, 79, 80, 82, 83, 90
Bridport (Dorset): War memorial 168
(Brierley, Walter Henry 168)
Brightlingsea (Essex): Church of All Saints 83
Brighton (Sussex): (Brill's Baths 14)
Church of St Bartholomew 168
(Furze Court Preparatory School 180)
Brindley, William 98 *see also* Farmer & Brindley
Brington, Great (Northants): Church of St Mary 164
Bristol: Church of St Stephen 168
Electricity House, Colston Avenue 168
Friends' Provident Building, Nos.37-39 Corn Street 179
Brixworth (Northants): Church of All Saints 80
Broadstairs (Kent): Church of Our Lady Star of the Sea (RC) & presbytery (166, 168), 168, (169)
(Brodrick, Cuthbert 58)
Bromby, Ernest 36
Bromsgrove (Worcs): Bromsgrove School 169
Bronescombe, Bishop Walter 30
(Brooks, J. A. & Sons 114)
(Brooks, James 173)
Broughton (Oxon): Castle 84, (117), 121
Church of St Mary the Virgin 83, 84, 121, 147
(Brown & Clark 113)
Brunswick (Niedersachsen, Germany): Alstadtrathaus 79
Cathedral 79
Church of St Andrew 79
St Giles 79
St Katherine 79
St Martin 79
Churches 79
Fountain 79
Brussels (Brabant, Belgium): Church of Ste-Gudule 80
Hôtel Ravenstein 80
Hôtel de Ville 80
Maison du Roi 80
(Buckeridge, Charles 15)
Buckingham: Church of St Peter & St Paul 23, 90-91, 110, 112
Buckingham, G. S. 170
(Buckingham & Chandos, Richard Grenville, 3rd Duke of 23)
Buckland: Church 80
(Buckler, G. 15)
(Buckler, John Chessell 176)
Budworth, Great (Cheshire): Church of St Mary & All Saints 84
Buildwas (Salop): Abbey 83
Bulley (Glos): Church of St Michael & All Angels 84
Bullock, Lady Victoria 171
Bunbury (Cheshire): Church of St Boniface 84
Bunning, J. W. 72, (72)
Bunning, J. W. & Son 99, (99)
(Burder, Alfred William Newsom 15)
(Burge, Longmire & 67)
(Burgess, William 29, 57, 59, 147)
Burgh-le-Marsh (Lincs): Church of St Peter & St Paul 84
Burgh-next-Aylsham (Norfolk): Church of St Mary the Virgin 83
(Burgon, The Very Rev. J. W. 26)
Bury (Hants): The Mount 110
Burlison & Grylls (34, 35, 74, 89, 92, 98, 103, 117, 121, 123, 127, 128, 131), 131, (132, 135, 140, 155), 156, (159, 162, 186)
Burlison, Frances 10, (186)
Burlison, James 22
(Burlison, John Jnr 186)
Burlison, John Snr (15), 29, 50
(Burn & Co. 96)
(Burn, William 58)
Burnby (Yorks): Church of St Giles 169
Burton, Thomas 149, (150), 152
Burton Agnes (Yorks): Church of St Martin 78, 84
Burton Hill (Wilts): Burton Hill House 121-122
Burton-on-Trent (Staffs): Church of the Holy Trinity 91
Bury (Lancs): Church of the Holy Trinity 169
Church of St Mary the Virgin 169
Bury St Edmunds (Suffolk): Abbey 79, 82, 83
Church, now cathedral church of St James 82
Church of St Mary 83
House 82
Moyse's Hall 83
Bushell, Mrs Caroline 181
Bushey (Herts): Church of St James & St Paul 23, 82
(Cottages 180)
(Butcher, R. & Sons 114)
Butler, Arthur Stanley George 10
Butterfield, William (14, 28), 85, (146, 173, 180)
Button, Bishop Thomas 31
(Buxton, Charles 58)

- C., E. 98
 Caen (Calvados, France): Abbey church of St-Étienne 83, 85
 Abbey church of La Trinité 83
 Church of St-Jean 83
 St-Pierre 83
 Vieux St-Étienne 83
 Vieux St-Nicolas 83
 Caird, John 93, 94
 Cairo (Egypt) 10
 Cathedral church of All Saints & associated buildings (180), 181-184, 186
 Church of All Saints 184
 Courts 184
 E bank of River Nile 181
 Ismalia Canal 184
 Ismalia Palace 184
 Museum 184
 Nile bridge 184
 Calais (Pas-de-Calais, France): Church of Notre-Dame 78
 Church of St-Pierre 78
 Glazing 85
 Hôtel de Ville 78
 Cambridge: Christ's College 122, (123), 141, 143, 161
 Church of St Mary the Great 84
 Church of St Mary the Less 133, 164
 Church of St Michael 79, 123
 Clare College (166), 169, (169, 174)
 Jesus College 78, 82, (117)
 King's College (14), 23, (24), 78, 83, 84, 123, 164, 165, 166, (169), 169
 Pembroke College (117), 123-126, (127, 146), 151
 Peterhouse (117), 127, (129), 133, (137, 163), 165
 Queens' College 83
 St John's College (14), 24, 80, 82, 91, (117)
 Trinity College 126, 164
 Trinity Hall (166), 169
 University Library (166, 167), 169, (176)
 Cambridge, Town Surveyor 123
 (Cambridge Camden Society 13, 18)
 Cambridge Improvement Commissioners 123, 124
 Campsall (Yorks): Church of St Mary Magdalene 24, 83
 Cane, Thomas 22, (22)
 (Canham, Cork & 22)
 Cannes (Alpes-Maritimes, France): Church of St Paul 91
 Cannon, William 108 (*see also* Webster & Cannon)
 Canons Ashby (Northants): Church of St Mary 79
 Canterbury (Kent): (Cathedral archives 24, 25)
 Cathedral cloister 80
 Christ Church cathedral (14), 24, (25, 88), 91-92, 166
 Church of St Margaret 84
 Church of St Stephen, Hackington 84
 Church of St Thomas 80, 84
 Gateway near St Augustine's Abbey 78
 House 84
 Monastic buildings 85
 St Augustine's Abbey 80
 Canterbury, Architect to Diocese of 66, 101, 104
 Cardiff (Glam): Church 85
 Carlisle (Cumberland): Cathedral church of the Holy & Undivided Trinity 84
 Deanery 84
 (Carlton, nr Helmsley (Yorks): Church of St Aidan 133)
 Carlton, C. 31
 Carnarvon, H. H. M. Herbert, 4th Earl of 35
 Carnedd Llewelyn (Caerns) 78
 (Carde, William Douglas 127)
 Carrington: House & church 79
 Carruthers, William 33, (64, 92, 97)
 Carshalton (Surrey): Site for fountain 82
 Carter, Edward 10
 Carus-Wilson, The Rev. Charles (137), 137, (139), 139, 140, (140)
 (Carus-Wilson, Edward Shephard 139)
 Carysfort, William Proby, 5th Earl of 75
 Cashel (Tipperary, Ireland): Cormac's Chapel 166
 (Castell 59)
 Castle Ashby (Northants): Church of St Mary Magdalene 25, 80
 Castle Hedingham (Essex): Church of St Nicholas 83
 (Catley, Collier & 116)
 Cattistock (Dorset): Church of St Peter & St Paul 80, (117), 127-128
 (Cave, Henry 66)
 Cave, James 71, 72
 Cawood (Yorks): Church of All Saints 25, 83, 92
 Cawthorne, C. 26
 Caythorpe (Lincs): Church of St Vincent 85
 (Cecil, Lord Sackville 88)
 (Chadwick, Edwin 13)
 Chadwick, G. & Co. 66
 Chailey (Sussex): Chapel of ease of St Mary the Virgin 92
 Chalfont St Peter (Bucks): Gellebrands 112
 (Chapple, John 34, 67)
 Charity Commission 90
 (Charminster (Dorset): Church of St Mary the Virgin 128)
 (Charrington, Miss 72)
 Charrington, Arthur 111
 Charrington, Edmund 114
 (Charteris 17)
 Chartres (Eure-et-Loir, France): Cathedral 85
 Church of St-Aignan 85
 Church of St-Pierre 85
 Houses 85
 (Chatwin, Julius Alfred 175)
 (Chavasse, The Rt Rev. F. J. 171)
 Cheddleton (Staffs): Church of St Edward the Confessor 81, (117), 128
 Chellington (Beds): Church of St Nicholas 79
 Chenies (Bucks): Church of St Michael 78
 Manor house 78
 Chepstow (Mon): Castle 85
 Cheriton (Pemb): Church of St James & St Elidyr 80, 84
 Cherry Hinton (Cambs): Church of St Andrew 128-129
 Chesham (Bucks): Chimney 82
 Church of St Mary 82
 Chester: Bishop's Palace 169
 Cathedral church of Christ & the Blessed Virgin Mary & associated buildings (14, 15), 25, (26), 78, 82, 84, 169, (170)
 Church of St Oswald 169
 (Chesterfield (Derbys): Church of St Mary & All Saints 15)
 Chetwode (Bucks): Arch near church 78
 Church of St Mary & St Nicholas 78
 Chew 139
 Chew, T. L. & Sons (136), 139
 Chichester (Sussex): Cathedral church of the Holy Trinity (11, 14), 26, 79, 81, 85, 86, (117)
 (West Sussex Record Office 86)
 Chilton Moor (Durham): Church of St Andrew the Apostle 129-130, (139)
 Parsonage site 129
 Chippenham (Wilts): Church of St Andrew 79
 Church of St Paul 26
 (Chivers, F. 115)
 Christchurch (Hants): Castle 82
 Priory church of the Holy Trinity 82
 (Christian, Ewan 26, 31, 49, 51, 142)
 Church Commissioners 10
 (Church Congress 63)
 (Churchill, (Sir) Winston Leonard Spencer- 179)
 Cirencester (Glos): Church of St John the Baptist 26, 80, 84, 92
 House 80
 Clapham: Church 81
 (Clarendon, G. W. F. Villiers, 4th Earl of 51)
 (Clark, Brown & 113)
 (Clark, George 51, 65, 73)
 Clark, William 116
 (Clarke 92)
 (Clarke, Barnes, Dale & 75)
 (Clarke & Son 111)
 Clarke, Lt-Col. Andrew 54
 (Clarke, E. F. C. 52)
 (Clarke, Somers Jnr 15, 184)
 (Claughton, The Rt Rev. T. L. 66)
 Claydon, East (Bucks): Church of St Mary the Virgin 26
 Claydon, Middle (Bucks): Church of All Saints 26, 78, 82
 (Clayton & Bell 14, 21, 24, 26, 31, 34, 52, 66, 98)
 (Clayton, John Richard 51)
 Clayworth (Notts): Church of St Peter 26, 92
 (Clear, J. B. 68)
 Clements, Edward 126
 (Cleverley, G. S. 28)
 Clifton Hampden (Oxon): Church of St Michael & All Angels 84
 Clipsham, Henry 71
 Clonmacnoise (Offaly, Ireland): St Finghin's church 166
 (Clowes, James 135)
 (Clutton, Henry 63, 170)
 Coad, Richard (15, 51), 54, (61)
 (Cockerell, Charles Robert 57, 58, 59)
 (Cockerell, Frederick Pepys 146)
 Cocks, R. J. 85
 (Coe, Henry Edward 15, 58, 81)
 Colchester (Essex): Church of St Martin 78, 83, 84
 Church of St Nicholas 27
 House or houses 83
 Red Lion Hotel 83
 St Botolph's Priory 164
 St John's Abbey 78
 Colchester, William 135
 Coldwell, The Rev. W. E. 18
 (Cole, Henry 14, 51)
 Cole, William 129
 (Coles 90)
 Colcutt & Hamp 178
 (Collier & Catley 116)
 (Colling, James Kellaway 15)
 Collins & Cullis 27, 88, 102
 (Collins & Godfrey 107, 115)
 Collins, Thomas 22, 27, 35, (35, 64, 73, 74, 88, 92), 95 (102, 107)
 (Colls & Sons 101)
 Cologne (Nordrhein-Westfalen, Germany): Cathedral 79, 80, 83, 85
 Church of the Holy Apostles 79
 Church of St Mary-in-Capitol 85
 Gürzenich 79, 85
 Houses 85
 Minorite church 80
 (Colonial Office 58)
 (Commissioners for Building New Churches 17, 52, 53)
 (Comper, (Sir) John Ninian 173)
 Compton Parva (Berks): Church of St Mary & St Nicholas 110
 Compton Wynnyates (Warwicks): Church 80
 Compton Wynnyates House (Warwicks) 80
 Connell, Wallace & 31
 (Conradi, W. 15)
 (Constable, H. 96)
 Coolhurst (Sussex): Church of St John 92, 112
 (Cooper, George 108)
 Cooper, John Spyvee (133, 134), 134, (134), 144
 Cooper, Thomas 17
 (Cooper, W. M. 24)
 Cooper, William M. 17, (34, 50), 62
 Cople (Beds): Church of All Saints 130
 (Corby, Thomas 102)
 Corfe Castle (Dorset): Castle 81
 (Cork & Canham 22)
 (Cornwall, The Rev. Sir George, Bt 147)
 (Cornish & Gaymer 137)
 (Corry, J. M. 15)
 Coton Hall 27
 Cottesbrooke (Northants): Church of All Saints 78
 Coulston, Margaret 171
 Council for the Care of Churches 10, (11, 146)

INDEX OF PERSONS & PLACES

- (Covell, Ralph 146)
Coventry (Warwicks): Cathedral church of St Michael (new) 167, 169
Church of the Holy Trinity 27, 78
Church of St John the Baptist 27, 78, 92
Church, later cathedral church of St Michael & All Angels, 78, 80, (88, 169)
Ford's Hospital 78
St John's Hospital 84
St Mary's Hall 78
Cowdray House (Sussex) 79
Cowie, The Very Rev. B. M. 62)
Cox 74
(Cox & Son 21)
Coxe, The Rev. H. O. 60
(Coxon, Mrs Lionel 168)
Cradley (Herefs): Church of St James, Apostle & Martyr 82
Cranbrook (Kent): Church of St Dunstan 84
Craven, Jonas 17
Crayford (Kent): Church of St Paulinus 79
Creaton, Great (Northants): Church of St Michael & All Angels 170
(Crépinet, Adolphe 58)
Creslow (Bucks): Manor house 78
Crewe, Bertie 178
Crewe Green (Cheshire): Church of St Michael & All Angels 27
(Crimp, Arthur Gerald 167, 172)
Croft (Lines): Church of All Saints 78
Cromer, Evelyn Baring, 1st Earl of 184
Cromwell (Notts): Church of St Giles 79
(Crook & Judd 113)
(Crookall, The Rev. Thomas 170)
Cropredy (Oxon): Church of St Mary the Virgin 85
Crosby, Great (Lancs): Church of St Faith 177
(Crossland, William Henry 15)
(Crossley, Frederick Herbert 169)
Crowthwaite (Cumberland): Church of St Kentigern 84
Crowhurst (Surrey): Crowhurst Place 82
Crown Lands, Commissioners of 172
(Crown Lands Advisory Committee 178)
Crowther 163, 164
Croxtton Kerrial (Leics): Church of St John the Baptist 82
Crudwell (Wilts): Church of All Saints 130
Crust, Thomas 21
(Cubitt, William 51)
Cubitt, William & Co. 36, (49)
Cublington (Bucks): Church of St Nicholas 112
(Cuitt, George 82)
Cullis, William 22, (88, 95, 102) *see also* Collins & Cullis
(Cundy, Thomas 173)
(Curwen, R. 15)
(Cusden, E. G. & Son 114)
Dairon, James 31
(Dale *see* Barnes, Dale & Clarke)
Dance, George (the Younger) 174)
(Dashwood, Sir Henry William, Bt 49)
(Daukes, Samuel Whitfield 142)
(Davenport, Francis William 162)
Davenport, Thomas M. 102, 108
Davison, Thomas Raffles 171, (174)
Day, The Rev. A. B. 25
(Day, C. W. 115)
Deacon 119
(Deane, (Sir) Thomas Newenham 58, 81)
Debenham (Suffolk): Church of St Mary Magdalene 17, 84
Deddington (Oxon): Church of St Peter & St Paul 84, 85
Denby (Derbys): Church of St Mary the Virgin 92-93
Denham (Bucks): Golf club 170
Old Bakery, The, The Green 170
Denison, Edmund Beckett *see* Grimthorpe
(Denne, G. H. & Son 116)
Denne, Thomas S. 71
(Denne, Thomas S. & William 71)
Denne, William 71
Denton (Lancs): Chapel 79
(Derby, Edward Stanley, 14th Earl of 51, 58)
(Destailleur, H. A. G. W. 184)
Devonport, J. 165
(Dick, Sir William Reid 174)
Dickens, William P. 93, 94
Didcot (Berks): Church of All Saints 80
Ditton (Kent): Cottages & memorial 170
(Dives, T. E. 113)
Dobson, George 23, 27, 52, (70), 90, (91, 92, 98), 103, (103)
Dolgelly (Merioneth): Town Hall 170
(Donaldson, Thomas Leverton 51, 58, 102)
Doncaster (Yorks): Church of St George (14), 27-28, 80
Donington (Lincs): Church of St Mary & the Holy Rood 85
Dorchester: Remains 85
(Dorchester (Dorset): Dorset Record Office 128)
Dorchester (Oxon): Abbey church of St Peter & St Paul 28, 78, 83
Dorking (Surrey): Pippbrook House, now council offices (14), 28, 81
Douglas (IoM): Church of St Anthony of Padua (RC), Onchan 170
Church of St Mary (RC) (170), 170
Doulting (Som) 178
Church of St Aldhelm 79
Dove Brothers (52), 98, (98, 99, 110, 113, 114), 142, (144, 146)
Dove, F. J. 98
Dove, Francis L. 98
Dover (Kent): Castle 81
Church of St Mary-in-Castro 28-29, 81
St Martin's Priory, now Dover College 84
(Dover, The Rev. Thomas Birkett 146)
Downside Abbey & School (Som) (166), 170, (175)
Drayton, West (Notts): Church of St Paul 79
(Drew Brothers 92)
Driffild, Great (Yorks): Church of All Saints 78, 127, 130-131
Dramlanrig Castle (Dumfries) 84
Dublin (Ireland): Cathedral & collegiate church of St Patrick 83
Christ Church cathedral 83
(Our Lady's School 180)
(Dudok, Willem Marinus 185)
Duffield (Derbys): Church of St Alkmund 93
(Duffy, W. 113)
Dukinfield (Cheshire): Dukinfield Hall 79
Dunblane (Perths): Cathedral church of St Mary 82
Dundee (Angus): Tower of church of St Mary 82, 85
(Dunham on the Hill (Cheshire): Church of St Luke 169)
(Dunn, Archibald M. 170)
Dunsany Castle (Co Meath, Ireland) 83
Dunstable (Beds): Priory church of St Peter 79
Duns Tew (Oxon): Church of St Mary Magdalene 85
Dunton (Bucks): Church of St Martin 112
(Duppa family 133)
Durham: Cathedral church of Christ & Blessed Mary the Virgin (14), 29
(Dean & Chapter Library 29)
Durham, Archdeacon of 129
Durham, Bishop of 129
(Dwyer, John 58)
(Dyce, William 70)
E. E. F. 186
(Eatlswood Asylum (Surrey) 13)
Easby (Yorks): Abbey 82
Eastbourne (Sussex): Church of St Mary the Virgin 82
(Eastlake, Sir Charles Lock 51)
Eastmoors (Yorks): Church of St Mary Magdalene 131, (133)
(Schools 131)
Eastnor (Herefs): Castle 81
Church of St John the Baptist 79, 84
Rectory 84
(Ebbels, Robert 175)
Ecclesiastical Commissioners for England (31, 49), 72, (74), 94, 100, 109, 130, 137, 142, 144
Edenbridge (Kent): Church of St Peter & St Paul 82
Houses 82
Taylor House 82
Edenbridge (Kent), house near 82
Edenbridge (Kent) & Tunbridge Wells (Kent), house between 82
Edenbridge (Kent) from Limpsfield (Surrey), house on road to 82
Edgar, Robert (15), 54
Edinburgh: Cathedral church of St Giles 82
Episcopal cathedral church of St Mary & chapter house (14), 29, 83, 87, 113
Church of St Ninian & St Triduana (RC), Restalrig (166), 170
Coates House 87
Holyrood Abbey 82, 83
(National Monuments Record of Scotland 29, 77)
(Society of Antiquaries of Scotland 77)
(Edmeston, James 13)
(Edmeston, James S. 15)
(Edward VII, King 171)
(Edward VIII, King 177)
Edwards, Charles 50, (50)
Edwinstowe (Notts): Church of St Mary 78
(Effingham, Henry Howard, 2nd Earl of 107)
Egmanton (Notts): Church of St Mary 79
Egypt, war memorial probably in 186
(Egyptian Expeditionary Force 186)
(Elcho, Francis Richard Charteris, Lord, later 8th Earl of Wemyss 58)
Elcum, The Rev. Charles Cunningham 172
Elizabeth II, Queen 173
Elkesley (Notts): Church of St Giles 79
Ellesborough (Bucks): Nurse's cottage 113
Yew Cottage 113
Ellesmere (Salop): Church of the Blessed Virgin Mary 84
(Ellicott, The Rt Rev. C. J. 32)
Elliott, Samuel 119, (119, 121), 160, (161)
(Ellson *see* Richardson, Ellson & Co.)
Elsley, Thomas (94), 99, (115)
Elstow (Beds): Abbey church of St Mary & St Helen 81
Elwell, James (21, 89, 117), 120, (120), 131, (131, 133, 160)
(Elwell, James & Son 92, 95, 98, 109)
Ely (Cambs): Building 84
Cathedral church of the Holy & Undivided Trinity (13, 14), 29-30, 79, 80, 82, 84, 85, 93, 131
Cathedral, Prior Crauden's chapel 84
(Church of the Holy Trinity 30)
Deanery 84
Emberton (Bucks): Church of All Saints 78
(Emerson, (Sir) William 171)
Emley *see* Walker, Emley & Beale
(Ende, Hermann 86)
England 109, 115, 166
Epernay (Marne, France), church near railway to 85
Erfurt (Thuringen, Germany) 85
Buildings 85
Cathedral cloister 85
Churches 85
Staircase to terrace by cathedral 85
Erith (Kent): Church of St John the Baptist 164
(Espin, John 82)
Etchingham (Sussex): Church of St Mary of the Assumption & St Nicholas 178
(Eton College (Bucks) 117, 120, 132, 133)
Eu (Seine-Maritime, France): Church of St-Laurent 85
(Eugénie, Empress 184)
(Evans, Col. 146)
(Evans, William 51)
Evans, William Jnr 18
Everdon (Northants): Church of St Mary the Blessed Virgin 170

- Eversholt (Beds): Church of St John the Baptist 81
 Ewelme (Oxon): Church of St Mary the Virgin 78, 93
 Exbury (Hants): Church of St Katherine 110, 113
 (Exchequer, Chancellor of the 61)
 Exeter (Devon): Cathedral church of St Peter (14), 30-31, 82, 83, 85
 (Cathedral Library 31)
 Exeter, Bishop of 31
 (Faber, Oscar 179)
 (Farey, Cyril Arthur 168)
 Farmer & Brindley (14, 21, 23, 24, 26), 29, (29, 31, 32, 34, 35, 50, 51, 52, 58, 59, 61, 62, 63), 63, (63, 64, 66, 70, 71, 72, 73, 76, 91, 92, 95, 96, 99, 100, 105), 119, (127, 135, 139, 170, 173, 177)
 (Farmer, William 27, 35, 49, 63, 70)
 (Farnall, H. 184)
 Farnborough (Hants): Farnborough Hill Convent School (180), 184
 Farnham (Surrey): Church of St Andrew 79
 House 79
 Ironwork 79
 Farrar, The Rev. F. W. 52
 (Fassnidge 110)
 Fassnidge & Son 100, (100)
 Fassnidge, W. 95
 (Fassnidge, W. B. 15)
 Fast, John Jones 35, (62), 72, (107)
 Faversham (Kent): Church of St Mary of Charity 31, 81
 House 81
 Featherstone's Ltd 176, 177
 (Feild, The Rt Rev. Edward 69)
 Felmersham (Beds): Church of St Mary 79
 Feltwell (Norfolk): Church of St Mary 51
 Fenstanton (Hunts): Church of St Peter & St Paul 84
 (Ferguson, Charles John 15)
 (Fergusson, James 58)
 Ferrey, Benjamin (51, 75), 79
 (Ferrey, Edmund Benjamin, later Benjamin Edmund 15)
 (Feversham, William Ernest Duncombe, 1st Earl of 131, 133, 155, 159)
 (Field 35)
 Fiennes, G. 115
 Fiesole (Toscana, Italy): Cathedral 83
 Fillingham (Lincs): Church of St Andrew 80
 Rectory 80
 Finchampstead (Berks): Barn Close 116
 Finedon (Northants): Church of St Mary the Virgin 80
 Flaunden (Herts): Old church 78
 Flaxley (Glos): Church of St Mary the Virgin 79
 Fletcher, Hanslip 171
 Flint: Church of St Mary 113
 Flixton, nr Bungay (Suffolk): Flixton Hall 81
 Florence (Toscana, Italy): Bridge 83
 Cathedral & baptistery 79
 Church of S Lorenzo 83
 S Miniato al Monte 83
 Sta Croce 79, 83
 Sta Maria Novella 83
 Loggia del Bigallo 79
 Loggia della Signoria 79, 83
 Palazzo Vecchio 83
 (Foley, John Henry 51)
 Folkestone (Kent): Church of St Mary & St Eanswythe 83, 84
 Folkingham (Lincs): Church of St Andrew 85
 (Ford, Thomas H. 144)
 (Foreign Office 58)
 Forest Hill (Oxon): Church of St Nicholas 80
 Forman, William Henry 28
 Fornham All Saints (Suffolk): Church of All Saints 83
 (Forth road bridge (Scotland) 167)
 Fountains Abbey (Yorks) 84, 85
 Fountains Hall (Yorks) 85
 (Fowler, Charles 13)
 (Fowler, Charles Hodgson 15, 29)
 France 109, 115, 166
 Church in 85
 (Frank, (Sir) Thomas Peirson 179)
 Frankfurt am Main (Hessen, Germany): Cathedral 79, 85
 House 85
 Franklin & Son 153, 156, 160
 Franklin & Sons 49, 153, 162
 Franklin, Henry Robert 23, (26, 35, 91, 117), 121, (121), 128, (128), 133, (133, 139, 147), 156, (156, 160), 161, (161)
 Frater, James 20, (26, 69)
 (Freeman, P. B. F. 117)
 Freeman, Richard 30, (30)
 Friedberg (Hessen, Germany) 85
 Parish church 85
 Frindsbury (Kent): Church 31
 Frinsted (Kent): Church of St Dunstan 131
 Friskney (Lincs): Church of All Saints 84
 (Fuller, G. E. 15)
 (Fulljames, Thomas 32)
 (Futcher, Robert 71)
 Gaddesden, Great (Herts): Church of St John the Baptist 130, 131, (132)
 Gamston (Notts): Church of St Peter 79
 Garboldisham Manor (Norfolk) (117), 132, (163)
 (Garbutt, D. P. 134)
 (Gardner & Co. 102)
 (Garling, Henry Bayly 58)
 (Garner, Thomas 15, 71, 117, 131, 146, 162, 170, 175, 176)
 (Garnier, The Very Rev. Thomas (the elder) 76)
 (Garrard, F. 15)
 (Garret & Hayorne 94)
 Gascoyne, Charles 113, (173, 175, 179)
 (Gasquet, Aidan, Cardinal 170)
 Gawcott (Bucks) (13)
 Church of the Holy Trinity 78
 Gawsorth (Cheshire): Church of St James 79, 80
 (Gaymer, Cornish & 137)
 Gazeley (Suffolk): Church of All Saints 81
 Geddington (Northants): Eleanor Cross 78
 Gedling (Notts): Church of All Hallows 113
 (Geen, Burnard 184)
 Geflowski, E. Edward 63, (63, 159)
 (Geflowski, Morris 159)
 Gelly Wernen: House 84
 Gelnhausen (Hessen, Germany): Church of St Mary 83
 General Post Office (167), 177, (178)
 (George & Moorehouse 177)
 George VI, King 173, (176)
 Germany 109
 Church in 83
 Ghent (Oost-Vlaanderen, Belgium): Béguinage 80
 Buildings 79
 Dominican church 79
 Hospice des Vieillards 81
 Maison de l'Étape, Quai aux Herbes 79
 Gibb, Sir Alexander, & Partners 178
 Gibson 134
 Giggleswick (Yorks): School 170
 Gilbert, Walter 184
 (Gilbert family 9)
 (Gillett, W. E. 15)
 Gilling Castle (Yorks) 168
 Girdlestone, H. J. & J. W. 154
 Gladstone, William Ewart 54
 Glasgow: Cathedral church of St Mungo 82, 85
 (Donaldshill 32)
 (Gilmorchill 32)
 (Old College 32)
 University (14), 31-32, 83, 87, 93-94
 Glastonbury (Som): Abbey 83
 Church of St John the Baptist 80
 Gloucester: Cathedral church of the Holy & Undivided Trinity (14), 32, 82
 Cathedral precinct 82
 Doorway near cathedral 80
 (Gloucestershire Record Office 74)
 Gnosall (Staffs): Church of St Lawrence 84
 (Goates, Thomas 133-134)
 Godalming (Surrey): Charterhouse School (166), 170
 Church of St Peter & St Paul 86
 (Goddard, W. C. H. 113)
 (Godfrey, Collins & 107, 115)
 Godfrey, Walter Hindes 11
 Godmanchester (Hunts): Church of St Mary the Virgin 81
 Godshill (IoW): Church of All Saints or church of St Alban 79, 83
 Godstone (Surrey): Church of St Nicholas 32-33, 82
 (Godwin, George 61)
 Godwin, William 31, (103), 153
 (Goldie, R. 15)
 Goodhart-Rendel, Harry Stuart 10
 (Goodman 110)
 (Goodwin, Francis 171)
 (Goodwin, The Very Rev. Harvey 30)
 Gordon, Alexander 178
 Gordon, Edward S. 32
 Goring (Oxon): Church of St Thomas of Canterbury 78
 Gotham (Notts): Church of St Lawrence 113
 Göttingen (Hessen, Germany): Church of St James 79
 Gough, The Rev. R. L. W. 129
 (Gough, W. D. 168)
 (Gowan, G. C. 113)
 Grahamstown (S Africa): Cathedral church of St Michael & St George 33, 94, 110
 Grainthorpe (Lincs): Church of St Clement 78
 Granborough (Bucks): Church of St John the Baptist 33
 Grandisson, Bishop John 30, 31
 (Grant, Thomas 151)
 Grantchester (Cambs): Church of St Andrew & St Mary 164
 Grantham (Lincs): Angel & Royal Hotel 85
 Church of St Wulfram 33, 76, 78, 81, 82, 85, 94, 170
 King's School 81
 Gravesend (Kent): Church of St James 170
 Gray, The Rev. C. N. (131, 132), 133, (133, 155, 159)
 Gray, D. J. 98, (98)
 (Grayson, George Enoch 177)
 (Greame, Yarbrough 71)
 (Great Western Railway Co. 18)
 Graves, George Richard 108
 (Green, A. 172)
 (Greenbank & Son 115)
 Grendon Underwood (Bucks): Church of St Leonard 110
 (Grey, Lt-Gen., later Gen. Charles 51)
 (Gribble, Herbert Augustus Keate 144)
 (Griffiths, R. 73)
 (Grigg, F. A. & Sons 116)
 Grimsley, Thomas & Son 107, (107)
 Grimthorpe, Edmund Beckett Denison, later Sir Edmund Beckett, Bt, later 1st Baron (14, 15), 25, (25, 59), 104, 105, (157)
 (Grissell 69)
 (Grissell & Peto 13)
 Grosch, Mgr H. J. 177
 (Grossheim, Karl von 86)
 Grosvenor Estate 174
 (Grundy 69)
 Grylls, Thomas John *see* Burlison & Grylls
 (Grynger, Jenner & 113)
 Guards 177
 Guernsey 115
 Guilden Morden (Cambs): Church of St Mary 80
 Guildford (Surrey): 'Clovers', Wood Street Green 170
 Gutteridge & Gutteridge 178
 Gutteridge, Reginald Fowler 178
 (Gwilt, Edwin 18)

- (Habershon 58)
 (Habershon, Edward 58)
 (Habershon, William Gilbee 58)
 Haden, G. N. & Son 154, 156
 Hadfield, William 62
 (Hadrian IV, Pope 167)
 Hafodunos House (Denbighs) (14), 33-34
 Halberstadt (Sachsen-Anhalt, Germany) 165
 Halifax (Yorks): Church of All Souls, Haley Hill (14), 34
 Church of St John the Baptist 34, 83, 94
 Town Hall 81
 (Hall & Co. 121)
 Hall, James E. 33, (63)
 Halliday, James Theodore 178
 Halliday, Thomas C. 71, 72
 Halling (Kent): Bishop's palace 82
 Chimney 82
 Hallingbury, Little (Essex): Church of St Mary the Virgin 78
 (Halsey, T. F. 132)
 Hamburg (Germany): Bridge 81
 Church of St Nicholas (13), 34, (35), 79, 83
 Church of St Peter 85
 Grösse Reichenstrasse 83
 Rathaus (14), 35, 83
 (Hamilton, The Rt Rev. W. K. 70)
 Hamp, Colclutt & 178
 Hamp, Stanley Hinge 178
 Hampden, Great (Bucks): Church of St Mary Magdalene 94, 113
 Hampton-in-Arden (Warwicks): Church of St Mary & St Bartholomew 84
 Moat House 84
 Hanmer (Flints): War memorial 170
 Hannaford, George (23, 26), 72, (72, 90, 103, 108) (Hannam 96)
 Hannover (Niedersachsen, Germany): Church of St James & St George 79
 (Hansom, Charles Francis 168)
 (Hansom, Edward Joseph 170)
 (Hansom, Joseph Aloysius 171)
 Hardingstone (Northants): Eleanor Cross 78
 Hardwick, nr Bicester (Oxon): Church of St Mary 83
 (Hardwick, Philip Charles 51)
 Harlech (Merioneth): Castle 78
 Harlow (Essex): Chapel, Harlowbury 78
 (Harris, William 52, 53)
 Harrogate (Yorks): Church of St Mark 94, (95), 110, 113
 Harrold (Beds): Church of St Peter or All Saints 79
 Harting (Sussex): Church of St Mary 79
 Hartley Wespall (Hants): Church of St Mary the Blessed Virgin 132
 Hartshorne, Albert (15), 54
 Harvey, John Dean Monroe (173), 185
 Harworth (Notts): Church of All Saints 79
 Haseley, Great (Oxon): Church of St Peter 80, 84
 Old Rectory 84
 Haslewood, The Rev. Francis 135
 (Haswell, G. W. & Sons 26)
 Hatfield (Yorks): Church of St Laurence 80
 Haughton (Notts): Chapel 79
 Haughton (Staffs): Church of St Giles 84
 Haverfordwest (Pemb): Church of St Mary the Virgin 85
 Hawarden (Flints): Church of St Deiniol 81, 170
 War memorial cross 170
 (Hawes, Mrs H. R. 141)
 (Hawes, The Rev. H. R. 141)
 (Hawkins, The Rev. Ernest 69)
 Hawkins, William 90, (90)
 (Hay *see* Mort, Hay & Anderson)
 (Hay, William 69)
 Hayling, North (Hants): Church of St Peter 81
 Hayling, South (Hants): Church of St Mary 81
 (Hayorne, Garret & 94)
 (d'Hazeville, A. B. 58)
 Heckington (Lincs): Church of St Andrew 78
 Hedgeland, M. 132
 Hedon (Yorks): Church of St Augustine 166
 (Hehl, Christoph 15)
 Helmsley (Yorks): Church of All Saints 132-133
 (Vicarage 131, 155, 159)
 Hemington (Som): Church of the Blessed Virgin Mary 81
 (Hems, Harry 120, 144)
 (Henderson, John 69)
 Hengrave (Suffolk): Church of St John Lateran 83
 Hereford 125
 Blackfriars' cross 81
 Cathedral church of the Blessed Virgin Mary & St Ethelbert (14, 15), 81, 82, 84, (88), 95, 110, 133
 (Cathedral cloister 95)
 Church of All Saints 35, 84, 95
 Church of St Peter 85
 Cross in cathedral precinct 81
 Hereford, Bishop of 95
 Hereford Incorporated Church Building Society 95
 (Hesketh, Robert 146)
 Hever (Kent): Castle 82
 (Hibbert, James 176)
 Higgs & Hill 142, (144, 146) *see also* Hill, Higgs & Hill
 Higham (Suffolk): Church of St Stephen 35
 Higham Ferrers (Northants): Archbishop Chichele's bode house 80
 Archbishop Chichele's college 80
 Highclere (Hants): Church of St Michael & All Angels 35
 High Wycombe (Bucks): Church of St Francis & vicarage, Terriers (166, 168), 170, (171)
 High Street (No.8) 115
 (Hill 63)
 Hill, Higgs & Hill 144 *see also* Higgs & Hill
 (Hill, George 26, 50)
 Hill, Walter 101
 Hillesden (Bucks): Church of All Saints (13), 35, 76-77, 78, 82
 Churchyard cross 78
 Vicarage 82
 (Hillside Convent School 184)
 (Hilversum (Noord Holland, Netherlands) 185)
 Hindley (Lancs): Church of St Benedict (RC) 171
 Hinton Charterhouse (Som): Church of St John the Baptist 84
 Hiorns, Frederick Robert 180
 (Hoare, Elizabeth 162)
 (Hoare, Henry 24)
 (Holland, H. H. 58, 81)
 (Höger, Fritz 167)
 Hogsthorpe (Lincs): Church of St Mary 78
 (Holden, Charles Henry 174)
 Holford, (Sir) William Graham, later Baron Holford (167, 174), 174, (175)
 Holiday 162
 Holkham Hall (Norfolk) 171
 (Holland 35)
 (Holland, Joseph 110)
 (Holley 110)
 Hollingbourne (Kent): Church of All Saints 133
 Hollins *see* Minton, Hollins & Co.
 (Holly Hill (Sussex) 88)
 Holme (Notts): Church of St Giles 79
 Holt (Norfolk): Gresham's School 171
 Holt, James 17
 Holton Beckering (Lincs): Church of All Saints 133
 Holyhead (Anglesey): Church of St Cybi 83
 (Holzmeister, Clemens 185)
 (Home Office 58)
 (Hook, The (Very) Rev. Walter Farquhar 26, 50)
 Hopper, The Ven. A. M. 49
 (Horsfall, Douglas 172, 177)
 (Horsley, Gerald Calcott 135)
 Horsman, Phillip & Co. 91, (91)
 Horton (Bucks): Church of St Michael 95
 Horton Priory (Kent) 83
 Horwood, Great (Bucks): Church of St James 35, 82
 (Hoskings Brothers 112)
 Houghton Conquest (Beds): Church of All Saints 82
 Household Cavalry 177
 (Howard, The Very Rev. the Hon. H. E. J. 51)
 Howden (Yorks): Church of St Peter 78, 80
 (Howson, The Very Rev. J. S. 25)
 Huddleston, William 62, (69, 71)
 Hudspith, Henry 36
 (Hugall, John West 141)
 (Hughes, Edward 15)
 Hull (Yorks): Church of the Most Holy & Undivided Trinity (14), 35-36, 78, 95
 Church of St Augustine, Newland (117), 133, (134)
 Church of St Mary the Virgin 78
 Houses, Salisbury Street, Westbourne Avenue & Park Street, Westbourne Park 134, 147
 (Pearson Park 134)
 (Westbourne Park Estate 134)
 Hull, Mayor of 35
 Humberston (Lincs): Church of St Peter 78
 Hunmanby (Yorks): Church of All Saints 78
 (Hunt, Mrs 144)
 Hunt, (Sir) Henry Arthur 56
 Huntingdon: Church of St Mary 81
 (Hussey, Richard Charles 26)
 (Hutchins 70)
 (Hutchinson 66)
 (Hynam, C. 15)
 Hythe (Hants): Church of St John the Baptist (88), 95-96
 Hythe (Kent): Church of St Leonard 84
 Icklesham (Sussex): Church of St Nicholas 81
 Icklingham (Suffolk): Church of All Saints 83
 Church of St James 83
 Ifield (Sussex): The Mount 110
 Ightham (Kent): Church of St Peter 82
 House 82
 Ightham (Kent), house near 82
 Ightham Mote (Kent) 84
 (Imperial War Graves Commission 186)
 Incorporated Church Building Society 22, 26, 30, 35, 36, 64, 66, 70, 71, 72, 75, (88), 95, 96, 98, 99, 100, 102, 103, 104, 105, 107, 108, 118, 129, 130, (130), 130, 142, 145, 153, 156, 158, 161
 (India Office 58)
 Ingoldmells (Lincs): Church of St Peter & St Paul 78
 Ingram, M. T. 185
 (Institute of British Architects 15)
 Ipton (Staffs): Church of St Leonard 134-135
 Ipswich (Suffolk): Church of St Matthew 135, 135
 Church of St Peter 123, 128, 133, 135-136, (136), 159
 House, Belstead Road 136
 (Ireson, Charles Jnr 28)
 Irthlingborough (Northants): Church of St Peter 80
 Irvine, James Thomas 10, (15, 21, 51), 54, 56, 63, (63, 66, 77, 97)
 (Ismail, Khedive 184)
 Istanbul (Turkey): Church of Aghia Irene 81
 Church of Aghia Sophia 81, 85
 Italy 109, 178
 Ivinghoe (Bucks): Church of St Mary the Virgin 84
 Iwerne Minster (Dorset): Church of St Mary 171
 Kiosk for notice boards 171
 War memorial cross 171
 Jackson & Shaw (24, 35), 53, (59, 61), 61, 66
 Jackson, The Rt Rev. John 52, 100
 Jackson, (Sir) Thomas Graham (15), 60, (63), 109
 Jacobs, Henry 66
 (James & Price 68)
 (James, Richard Croft 168)
 (James, The Rev. Thomas 63)
 Jarrow (Durham): Church of St Paul (14), 36
 (Jay 51)
 (Jay (of London Wall) 17)
 Jenkins & Sons 109, (109)
 (Jenner & Grynger 113)
 Jerusalem & the East Mission 10

(Johnson, Arthur Ebdon 15)
 (Johnson, E. J. 15)
 Johnson, Robert James (15), 53
 (Johnston, James M. 34, 62)
 (Jolley, William 15)
 (Jones 27, 59)
 (Jones & Willis 91)
 Jones, Daniel 26
 (Jones, Francis Ebenezer 15, 117)
 Jones, Inigo 141
 Jones, J. Rhydwyn 65
 (Judd, Crook & 113)
 Jumièges (Seine-Maritime, France): Abbey 83, 166
 (Kaberry, John 59)
 Kalat Sema'n (Syria) 166
 (Kayser, Heinrich Joseph 86)
 (Keate, The Rev. J. C. 132)
 (Keate, The Rev. John 132)
 (Keen 110)
 Keesey, Walter Monckton 171
 Kelham Hall (Notts) (14), 36-49
 (Kelk, (Sir) John (Bt) 51)
 (Kelly, J. 173)
 Kelly, James E. (15), 54
 Kemble (Glos): Church of All Saints 84
 (Kempe, Charles Eamer 117, 146)
 (Kempthorne, Sampson 13)
 (Kendall, Henry Edward Jnr 184)
 Kenilworth (Warwicks): Castle 78
 Kent, church in 84
 Kentford (Suffolk): Church of St Mary 81
 Kerrinson, G. 163
 Kerrinson Furniture 163
 Kett, George (93), 127, 128, 132, 163 *see also* Rattee & Kett
 Kidderminster (Worcs): Church of St George 171
 Church of St Mary & All Saints 171
 Kidlington (Oxon): Church of St Mary the Virgin 84
 Kidwelly (Carms): Church of St Mary 79
 (Kimberley, Albert 63, 120)
 Kimble (Bucks): Village hall 113
 Kimble, Great (Bucks): Corner Pitch 113
 Kimble, Little (Bucks): Church of All Saints 171
 King, Charles Robert Baker (15, 29), 31, 36, 67, 72, (88, 95), 164
 (King, Elizabeth 78)
 (King, R. J. 21)
 King, (The Rev.) Samuel (78), 78
 (Kingsdown, Thomas Pemberton-Leigh, Baron 131)
 Kings Langley (Herts): Friary 78
 King's Lynn (Norfolk): Chapel of ease of St Nicholas 96
 Church of St Margaret 49, 83
 Kingston-by-Sea (Sussex): Church of St Julian 171, 178
 (Kinnear, Peddie & 29)
 Kirby Hill (Yorks): Church of All Saints 49
 Kirk & Randall 100, (100)
 Kirkdale (Yorks): Church of St Gregory 84
 Kirkham Priory (Yorks) 78
 Kirkstall (Yorks): Abbey 78
 Kirtlington (Oxon): Church of St Mary the Virgin 49
 Knapton (Norfolk): Church of St Peter & St Paul 137
 Knaresborough (Yorks): Castle 79
 Knaresborough Rural District Council 94
 Knatchbull-Hugessen, Edward Hugessen, later 1st Baron Brabourne 54
 Kneesall (Notts): Church of St Bartholomew 79
 Knight, Henry & Son 98, (98)
 Knole (Kent) 80
 (Knott, Ralph 180)
 Knowle (Warwicks): Church of St John the Baptist, St Lawrence & St Anne 84
 Knowsley (Lancs): Cemetery 171
 (Komisarjevsky, Theo 178)
 (Krall, Barkentin & 117, 123, 128)

Lackford (Suffolk): Church of St Lawrence 83
 Lahore (Pakistan): Cathedral church of the Resurrection 96
 (Lake, The Very Rev. W. C. 29)
 (Lambert, Sir Henry Edward Francis, Bt 62)
 Lambourn (Berks): Church of St Michael & All Angels 96
 (Lamprell, R. 15)
 Lancaster: Church of St Joseph (RC), Skerton 171
 Church, now cathedral church of St Peter (RC) (166), 171
 Lancing (Sussex): Shops, North Road 171
 Lane, G. 185
 (Langdon, East (Kent): Church of St Augustine 78)
 Langdon, West (Kent): Church 78
 (Lange, Ludwig 34)
 Langton Green (Kent): Church of All Saints 96, 113
 Latimer (Bucks) 78
 Church of St Mary Magdalene 78
 Cottage 78
 Latimers 78
 Lausanne (Vaud, Switzerland): Cathedral 85
 Lavenham (Suffolk): Church of St Peter & St Paul 83
 Houses 83
 (Lavington Ltd 115)
 (Law, The Very Rev. Henry 32)
 (Laver Marney (Essex): Laver Marney Towers 83
 (Leafield (Oxon): Church of St Michael & All Angels 14)
 Leake, Old (Lincs): Church of St Mary the Virgin 84
 Leamington Spa (Warwicks): Cemetery chapel, New Milverton 137
 Chapel, Milverton Hill 137, (139)
 Church of St Mark, New Milverton (117, 128, 137), 137-139, (140)
 House, later St Mark's Vicarage, New Milverton (139), 139-140, (162)
 (Lean, G. 15)
 Leatherhead (Surrey): Church of St Mary & St Nicholas 80
 (Le Corbusier 167)
 Ledbury (Herefs): Church of St Michael & All Angels 84
 St Katherine's Hospital 79
 Lee 54
 Lee, J. Stirling 142
 Lee, James 17
 Lee, John 17
 Lee, John S. & Son 137
 Leech, W. H. 110
 Leeds (Yorks) (80)
 Beckett's Bank, Park Row (14), 81, 85
 Church of All Souls (14), 49-50, 87, 96, 110
 St Andrew, Burley 17
 (St John 15)
 St John the Evangelist, Little Holbeck (14), 50
 Infirmary (14), 81
 Lee Priory (Kent) 81
 (Legg, George 17)
 Leicester: Church of St John the Divine 79
 Church of St Margaret 79
 (Town Hall 88)
 Leigh (Staffs): Church of All Saints 84
 Leigh, Mr Boughton 80
 (Leigh, Thomas 64, 100)
 Leighton Buzzard (Beds): Church of All Saints 78
 Market cross 78
 Le Jeune, J. 183, 184, 186
 Leominster (Herefs): Priory church of St Peter & St Paul 50, 84
 León (Spain) 166
 (Lessels, John 29)
 (Lethaby, William Richard 179)
 Lewis 65
 (Lewis, W. A. 173)
 Leybourne (Kent): Church of St Peter & St Paul 82
 Liberty, L. 176, (176)
 Lichfield (Staffs): Cathedral church of the Blessed Virgin Mary & St Chad (14), 50-51, 81, 82, 83, 85, 87, (88), 96-97, 148
 (Joint Record Office 51, 87, 97)

Lichfield, Dean of 97
 (Liddell, The Very Rev. H. G. 63)
 (Lille (Nord, France): Cathedral 14)
 (Limhout, Studios J. 185)
 Limpsfield (Surrey), house on road to Edenbridge (Kent) from 82
 Lincoln 162
 Bishop's palace 85
 Cathedral church of the Blessed Virgin Mary 51, 79, 80, 84, 85, 149, 164
 Cathedral cloister 80
 Church of St Mary-le-Wigford 85
 (Church of St Nicholas, Newport 13)
 St Mary's Guild, High Street 85
 (Lincoln Diocesan Architectural Society 51)
 Lincoln's Inn, Honourable Society of 59
 Lingfield (Surrey): Church of St Peter & St Paul 82, 110, 113
 House & shop 82
 Liscombe Park (Bucks) 78
 Lisieux (Calvados, France): Cathedral 83
 (Little, James 34)
 Littleport (Cambs): Church of St George 51, 80
 Liverpool: Cathedral church of Christ, associated buildings & precinct 10, (11), 97, (166, 167, 168), 171, (172, 175, 176, 182)
 (Cathedral church of Christ the King (RC) 172, 180)
 (Church of the Holy Trinity, Wavertree 166)
 St Agnes, Sefton Park 172
 St Mary, West Derby (14), 140-141
 St Matthew & St James, Mossley Hill 172
 St Nicholas (RC) 172
 (St Oswald, King & Martyr (RC), Old Swan 180)
 St Paul (166), 172
 Courts 82
 Liverpool College for Girls, Huyton (166), 172
 (St George's Hall 171)
 (Liverpool, Diocese of 171)
 (Liverpool Cathedral Committee 171, 172, 179)
 Llandaff (Glam): Cathedral church of St Peter & St Paul 85
 Llanddewi'r Cwm (Brecons): Church of St David 110
 Llandeibie (Carms): Church of St Tybie 80
 Llandilo (Carms): Church of St Teilo 79
 Llanrhadr (Denbighs): Church 113
 (Lloyd, George Ambrose Lloyd, 1st Baron 184)
 Llugwy valley, upper (Caerns) 78
 (Loftie, The Rev. W. J. 15)
 (Londesborough (Yorks) 117, 151)
 (Londesborough, Rector of 151)
 London 85
 Adelphi Building, Victoria Embankment 178
 (The Admiral's House, Hampstead 15)
 Albert memorial, Hyde Park (14), 51, 80, 81, 82, 85
 Archbishop's palace, Croydon 84
 Archbishop's palace, Lambeth 78
 (Architectural Exhibition 11, 19, 21, 22, 24, 28, 29, 30, 34, 35, 49, 51, 59, 60, 65, 66, 69, 70, 102)
 (Architectural Museum 15)
 Army & Navy Club, Pall Mall 84
 Athenaeum, Waterloo Place 84
 'Athol House', College Road, Dulwich 174
 Augustus Street, Regent's Park, Cumberland Market 172
 (Avenue Road, St John's Wood 15)
 (Baker Street (No.30) 162)
 (Ballard Combe Estate, Kingston Hill, houses 177)
 Bankside power station, Southwark (167), 172, (173), 178
 Barn, Hillingdon 79
 Battersea power station (167, 172), 178
 Bayswater Road 173
 (Bethlem Hospital 117, 133)
 Bishopsgate, White Hart Inn 78
 Blunt House, Croydon 111
 (British Library 30, 51, 61, 77)

[London]

(Broadcasting House, Langham Place 174)
 Broad Sanctuary (14), 79
 Burlington House, Piccadilly 174
 Burlington Road, New Malden, Sacred Heart School 185
 Campden Hill, Kensington (No.4) (166, 167), 173
 (Carlton Chambers, Regent Street 15)
 Carlton Club, Pall Mall 84
 (Cathedral church of the Most Precious Blood (RC), Westminster 181, 184)
 (Cathedral church of St Paul 171, 173, 174, 175)
 Cathedral church of St Saviour, Southwark 113
 Cecil House, Strand 164
 (Cecil Street (No.12) 117)
 (Cenotaph 176)
 Chandos Arms, Edgware 78
 Chapel of St James, Westmoreland Street (117), 141, 149
 Charing Cross Bridge 173
 Charing Cross Road, Phoenix Theatre 178
 (Charing Cross station 173)
 Charterhouse Rheumatism Clinic, Weymouth Street 175
 Chester House, Clarendon Place (166, 167), 174, (174, 179)
 Christ Church, Hampstead 141-142
 (Christ Church (Baptist), Lambeth 11)
 Christ Church, Lee 52
 Greek Orthodox church, now cathedral, of Aghia Sophia, Bayswater (88), 100
 Church of All Hallows, Southwark (117), 142-144, 173
 All Hallows & parish hall, Gospel Oak 173
 All Saints, Chelsea 83
 All Saints, West Ham 78
 (Christ the King (RC), Wimbledon Park 180)
 the Immaculate Heart of Mary (the Oratory, RC), Brompton Road (117), 144
 Our Lady & St Joseph (RC), Poplar (180), 185
 Our Lady of Grace & St Edward (RC), Chiswick 173
 Our Lady of Victories (RC), Clapham 173
 (Our Lady of Victories (RC), Kensington 180)
 St Agnes, Kennington Park 10, (11, 117, 139, 144), 144-145, (145-146, 166, 168)
 St Alban, Golder's Green (166), 173
 St Alban the Martyr, Holborn 173, (180)
 St Andrew, Ashley Place 52
 St Andrew, Enfield 110
 St Augustine, Kilburn 173
 St Augustine, South Croydon 97
 St Augustine of Canterbury, Highgate 185
 St Augustine of Canterbury, Stepney 113
 (St Catharine, Hammersmith 166)
 St Etheldreda (RC), Ely Place 173
 (St Giles, Camberwell 13)
 St Giles, Cripplegate 78
 St Helen, Bishopsgate 141, 165
 St John, Clerkenwell 98, 110, 113
 St John, Hampstead 146, (162)
 St John the Baptist, Croydon 98
 St John the Evangelist, Broad Court, Drury Lane 84
 St John the Evangelist, Palmer's Green 98
 St John the Evangelist, Shirley 52
 (St Joseph (RC), Wealdstone 180)
 (St Katharine-by-the-Tower 165)
 (St Lawrence, Jewry 174)
 St Margaret, Westminster 52
 St Martin, Ruislip 82
 St Martin, West Drayton 79
 St Mary, Harmondsworth 79
 St Mary, Lambeth 78
 St Mary, Wimbledon 80
 St Mary Abbots, Kensington (14), 52, 87, 98-99, 173, 178
 St Mary Magdalene, Woolwich 99
 St Mary the Virgin, Barnes 17
 St Mary the Virgin, Hayes 53, 88

St Matthew, Great Peter Street (14), 17, 53
 St Matthew, Upper Clapton 113
 St Matthias, Richmond Hill 81
 St Michael, Chester Square 173, 178
 St Michael, Cornhill (15), 81
 St Nicholas, Chislehurst 84
 St Olave, Hart Street 81
 St Paul, New Southgate 53
 St Peter, Croydon 53, 99, 114
 St Peter, Norbiton 17
 St Peter & St Paul, Harlington 99-100, 110, 114
 St Thomas, West Ham 100
 St Thomas à Becket (RC), Wandsworth 173
 Church Row, Hampstead, Hall Place 165
 Hampstead old churchyard 173
 ((No.24) 117)
 ((No.26) 117)
 (City 174, 175)
 City, coronation decorations 173
 City Gate House, Finsbury Square (166), 180
 City Road, Singer Building 172
 Clarendon Place, Chester House (166, 167), 174, (174, 179)
 Clergy house, church of St Barnabas, Pimlico 113
 (Clergy house, church of St Matthew, Great Peter Street 17)
 (College of Arms 174)
 College Road, Dulwich, 'Athol House' & house 174
 (Collingham Road, South Kensington, Courtfield House 15)
 Colonial Office *see* London: Government offices
 Conservative Club, St James's Street 84
 Convent of the Visitation, Harrow (11, 166, 168), 175, (176), 178
 Coram's Fields, Foundling Hospital site 174
 Coronation decorations, City 173
 Coronation Road, Park Royal, Guinness & Co. brewery 178, (178)
 County Hall, Lambeth (174), 180
 (Courtfield House, Collingham Road, South Kensington 15)
 (Covent Garden 174)
 (Craig Road, Ham Common, houses 177)
 Crophorne Court, Maida Vale 174
 Crown Court, Wanstead 17
 Cumberland Market, Augustus Street, Regent's Park 172
 Dean's Yard, house on W side 53
 (No.1) 53
 ((No.2) 88, 112)
 De Walden Street, offices 174
 (Duke Street, Portland Place (No.7) 117)
 (Dulwich Wood Park 174)
 Eltham Palace 84
 (Essex Street (No.24) 117)
 Evans' Estate, Child's Hill 123, 126, 146, 148, 152
 (Field Court (No.3), Gray's Inn 167, 179)
 (Finchley Road, Child's Hill 146)
 Finsbury Square, City Gate House (166), 180
 (Fishmongers' Hall 13)
 Footbridge, West Drayton 175
 Foreign Office *see* London: Government offices
 (Foundling Hospital 174)
 Foundling Hospital site, Coram's Fields 174
 (Fountain House, Park Lane 166, 179)
 Gerard House, later Macclesfield House, Gerard Street 165
 Government offices (14), 53-57, (58-59, 80), 81, (84), 85, 101
 Gray's Inn 174, (180)
 (No.3 Field Court 167, 179)
 Gray's Inn Square (No.6) 178
 ((No.7) 167, 175, 179)
 ((No.9) 167)
 ('Greystanes', Marsh Lane, Mill Hill 167, 179, 180)
 Grosvenor Place (No.27) 10, (112)
 Grosvenor Road (No.129) (166, 174), 179, (180)

Grosvenor Square (Nos.16-18) 174
 Guildhall 174
 Guilford Street, London House 174
 Guinness & Co. brewery, Coronation Road, Park Royal 178, (178)
 (Hallam Street (No.7) 117)
 Hall Place, Church Row, Hampstead 165
 Hamilton House, Piccadilly 178
 Hampstead old churchyard, Church Row 173
 Hampton Court Palace 77
 Harrow School 59, 80
 Home Office *see* London: Government offices
 House, West Drayton 79
 Houses, Harrow 59
 (Hungerford Market 13)
 India Office *see* London: Government offices
 Infant Orphan Asylum, Wanstead (13), 17
 Iveagh Avenue, Park Royal, Twyford Estate 178
 Junior United Service Club, Lower Regent Street 84
 King George V memorial, Old Palace Yard 174
 (Langham Place, Broadcasting House 174)
 (Lansbury estate, Poplar 185)
 Leopold Avenue (No.1), Wimbledon 114
 Lincoln's Inn 59, 82, 174
 London House, Guilford Street 174
 Lower Regent Street, Junior United Service Club 84
 Macclesfield House, Gerard Street 165
 Maida Vale, Crophorne Court 174
 The Manor House, Ham (15), 83
 (Marsh Lane, Mill Hill, 'Greystanes' 167, 179, 180)
 Midland Grand Hotel *see* London: St Pancras station & Midland Grand Hotel
 National Monuments Record 10, (28, 29, 65, 100, 108)
 New Chesterfield Street, offices 174
 Nunhead Cemetery 175
 Old Palace Yard, King George V memorial 174
 ((No.5) 174)
 (Nos.6 & 7) 174
 The Oratory, Brompton Road (117), 144
 Oxford Street, nr People's Cinema University 174
 Palace of Westminster (58), 78, (167), 174, (179), 179, (180)
 Palace School, Croydon 84
 Pall Mall, Army & Navy Club 84
 Carlton Club 84
 Reform Club 84
 'Travellers' Club 84
 United Service Club 84
 (Park Lane, Fountain House 166, 179)
 Parliament Square (179)
 Westminster House 179
 People's Cinema University, nr Oxford Street 174
 Phoenix Theatre, Charing Cross Road 178
 Piccadilly, Burlington House 174
 Hamilton House 178
 Portland Place, nursing home 174
 (No.66), Royal Institute of British Architects 174
 Priory church of Our Lady of Mount Carmel & St Simon Stock, Kensington (167), 173
 (Prospect Road, Child's Hill 146)
 (Public Record Office 51, 52, 59, 61)
 (Queen Anne's Gate (No.19) 112)
 Queen Victoria Street 174
 Reform Club, Pall Mall 84
 (Regent Street, Carlton Chambers 15)
 (Ring road 178)
 (Royal Academy of Arts 17, 21, 22, 24, 28, 29, 30, 32, 34, 35, 50, 51, 52, 59, 61, 69, 73, 74, 86, 89, 91, 92, 94, 95, 96, 97, 98, 99, 100, 102, 111, 113, 114, 117, 118, 137, 139, 141, 144, 146, 168, 172, 177, 181, 184, 186)
 Royal College of St Katharine, Regent's Park 164-165
 Royal Courts of Justice (14), 59, (60), 82
 (Royal Foundation of St Katharine, Ratcliffe 165)

- Royal Institute of British Architects, No.66
Portland Place 174
- Royal Wanstead School 17
- Sacred Heart School, Burlington Road, New
Malden 185
- St Agnes' School, Kennington Park 144, 145,
(145, 146)
- St Agnes' Vicarage, Kennington Park 145, (145,
146)
- St Barnabas' Clergy House, Pimlico 113
- St James's Square, underground taxi & car
park 174
- St James's Street, Conservative Club 84
- St John's Gate, Clerkenwell 101, 110, 114
- St John's Mission Hall, Herne Hill 114
- St John's Square (No.27), Clerkenwell 114
- (St Matthew's Clergy House, Great Peter Street 17)
- St Pancras station & Midland Grand Hotel (14),
60, (61), 81, (117)
- St Paul's cathedral precinct (167, 173), 174, (175)
- School, church of St Agnes, Kennington Park
144, 145, (145, 146)
- (Shepherd's Well, Hampstead, house 180)
- Singer Building, City Road 173
- (Society of Antiquaries 61, 92)
- (Sotheby's sale rooms 77)
- South Kensington Museum (15), 81, 84
- Spring Gardens (No.20, later No.31) 10, (15,
88, 117)
- ((No.35) 88)
- Standard Telephones & Cables Co. factory,
Wembley 175
- (Star & Garter Home, Richmond 167)
- State Paper Office 53, (58)
- Strand, Cecil House 164
- Tavistock Square (No.28) (167), 175
- Temple Church 82
- (Titchfield Chapel 141)
- Tithe barn, Harmondsworth 79
- Travellers' Club, Pall Mall 84
- (Treasury 58)
- Twyford Estate, Iveagh Avenue, Park Royal 178
- United Service Club, Pall Mall 84
- (University College Hospital 167, 176)
- (Upper Terrace (No.2), Hampstead 163)
- Vicarage, church of St Agnes, Kennington Park
145, (145, 146)
- (Victoria & Albert Museum 30, 34, 51, 52, 59,
61, 139, 144, 150, 156)
- Victoria Embankment, Adelphi Building 178
- (Victoria Street (No.26) 112)
- (Vincent House, Vincent Square 167)
- Vineyard Hill Road (No.25), Wimbledon 114
- War Office *see* London: Government offices
- Waterloo Bridge (167), 179
- Waterloo Place, Athenaeum 84
- (Waterloo station 173)
- (Welbeck Chapel 141)
- Westbourne Street 173
- Westminster Abbey (13, 14, 15), 30, 61-62, 78,
79, 80, 82, 83, 84, 85, 88, 108, 166
- Westminster House, Parliament Square 179
- Westmoreland Street (No.14) 141
- Weymouth Street, Charterhouse Rheumatism
Clinic 175
- ((No.22) 167, 174, 179, 180)
- Whitehall (58)
- area 54, (58)
- White Hart Inn, Bishopsgate 78
- Whitlands College, Putney 175
- William Booth Memorial Buildings, Denmark
Hill (167), 178
- Winchester House, Southwark 78
- (York Mansions (No.40), Battersea Park 167)
- London, Bishop of 52, 98, 100
- (London County Council 173, 179, 180, 185)
- (London Power Company 178)
- London School Board 163
- Longden & Co. (140), 165
- (Longden, H. 15)
- (Longden, H. Jnr 15)
- Longley, James 101, (101)
- Longley, James & Co. (97), 100, (100, 110, 111)
- (Longmire & Burge 67)
- (Lonsdale, The Rt Rev. J. G. 51)
- Loughborough (Leics): Workhouse, now Hastings
House 78
- (Lovell, Y. J. 95, 102)
- (Lovell, Y. J. & Sons 114)
- (Lovlee 22)
- Low, George 91, 100, 142
- (Lowe & Son 103)
- Lübeck (Schleswig-Holstein, Germany): Cathedral 79
- Church of St Katherine 79
- Church of St Mary 79
- Lucca (Toscana, Italy) 83
- Cathedral 83
- Church of S Alessandro 83
- Church of S Giovanni 83
- Church of S Michele 83
- Ludlow (Salop): Castle 82
- Luff, Henry 135, (135), 136, (136)
- Lullingstone (Kent): Castle 80
- (Lumberville (Pennsylvania, USA) 77)
- Lüne (Niedersachsen, Germany): Fountain 79
- Monastery 79
- Lüneburg (Niedersachsen, Germany): Chapel of
Hospital of the Holy Ghost 79
- Church of St John 79
- Church of St Nicholas 79
- Houses 85
- (Luscombe, E. L. & Co. 31)
- Luton (Beds): Church of St Andrew (166), 175
- Church of St Mary 79
- (Lutyens, (Sir) Edwin Landseer 166, 172, 173, 174,
176, 178, 180)
- Lydd (Kent): Church of All Saints 101, (144)
- Lydiat (Lancs): RC church of Our Lady 175
- M. & B. 23
- (McCulloch, John 117, 127, 152)
- M'Elroy & Sons 31
- Machen (Mon): Power station 175
- (MacInnes, The Rt Rev. Rennie 184)
- (Macirone, George Augustus 162)
- (Mackarness, The Rt Rev. J. F. 63)
- Macleay, (Sir) George (33), 64
- Maddox, George 77
- Magdeburg (Sachsen-Anhalt, Germany): Cathedral 79
- Maids Moreton (Bucks): Church of St Edmund 78
- (Maidstone (Kent): Kent Archives Office 66)
- Mainz (Rheinland Pfalz, Germany): Cathedral 79
- Church of St Stephen 79
- Malines (Antwerpen, Belgium): Maison Lepelaer, Quai
au Sel 85
- Malling, West (Kent): Church of St Mary the Virgin
82
- Malling Abbey 82
- Malloch, C. & J. 31
- Malone, William 35, 36 (*see also* Simpson & Malone)
- Malton, Old (Yorks): Priory church of St Mary 78, 84
- Malvern, Great (Worcs): Priory church of St Mary
& St Michael & All Angels 62, 79
- Malvern Link (Worcs): St Matthias's Vicarage 84
- Manchester: Assize Courts 82
- Chapel, RAF acrodrome, Heaton Park 175
- Church 102
- (Church of the Holy Name of Jesus (RC),
Chorlton upon Medlock 180)
- Church of the Holy Trinity, Hulme 17
- (Church of St Anthony (RC), Woodhouse Park
180)
- Church of St Paul, New Cross 101-102
- Collegiate, now cathedral & collegiate church of
St Mary, St Denys & St George 62, 82, 84
- Free Trade Hall 81, (81)
- (Heaton Hall 175)
- Town Hall (88), 102
- Mansfield, Daniel 26
- Mantes (Seine-et-Oise, France): Collegiate church 80
- Mantua (Lombardia, Italy): Cathedral 79
- Churches 79
- Palazzo Ducale 79
- Mantua (Lombardia, Italy) & Modena (Emilia, Italy),
arcade in town between 79
- Maplebeck (Notts): Church of St Radegund 79
- Marburg (Hessen, Germany) 85, 165
- Castle 85
- Church of St Elizabeth 79, 85, 165
- Houses 85
- (Marchant, Sir James 174)
- Markham, East (Notts): Church of St John the Baptist
79
- Markham Clinton (Notts): Church of All Saints 79
- Marlow, Great (Bucks): Church of All Saints 102, 114
- Church of the Holy Trinity 85
- (Marshall & Boyse 33)
- Marshall, Bishop Henry 30
- (Marshall, Henry Cowper 50)
- Marshall, J. N. 28, (29, 86)
- Marshall, James Garth 50, (50)
- Marshall, John 33, (91)
- (Marshall, W. C. 15)
- Marsh Chapel (Lincs): Church of St Mary 78
- Marston, North (Bucks): Church of St Mary 78
- Marston Moretaine (Beds): Church of St Mary the
Virgin 82
- Martell, William John 96
- (Martin, Bruce 178)
- (Martin, Henry 112, 115)
- (Martin, Henry (of Northampton) 103)
- Masey, Cecil Aubrey 178
- Mason, George Calver 136, (136)
- (Mason, William A. 81)
- Matthes, S. 159
- Matthews Brothers 102, (102, 108)
- (Matthews, E. 15)
- Matthews, W. H. 102
- (Maufe, (Sir) Edward Brantwood 168)
- Mavrogardato 100
- (Mayfield (Sussex): Convent of the Holy Child Jesus
(RC) 180)
- (Medland, John 15, 63)
- Melbourne (Derbys): Church of St Michael & St
Mary 81
- Melford, Long (Suffolk): Church of the Holy Trinity
83
- Melton Mowbray (Leics): Church of St Mary 79,
102, 111
- (Meredith, Harold Edwards 168)
- (Merivale, The Very Rev. Charles 30)
- (Messenger & Co. 34)
- Metz (Moselle, France): Cathedral 85
- Church of St-Vincent 85
- Houses 85
- (Meuron, Auguste de 35)
- (Micklethwaite, D. M. 168)
- (Micklethwaite, John Thomas 15, 129, 146)
- Middlesbrough (Yorks): House 146-147
- (Middlesex County Council 179)
- (Middleton, John Henry 15)
- Middleton Cheney (Northants): Church of All Saints
78, 81
- Midland Joinery Co. (99), 103, (103)
- Midland Railway Co. 60
- Midsomer Norton (Som) 178
- Tithe barn, now RC church of the Holy Ghost 175
- Mildenhall (Suffolk): Church of St Mary 83
- Miles, Col. C. W. 121, (122)
- Miles, Charles Thomas 109
- Miles, Charles Thomas & Son 112, 115-116
- (Military Aircraft Production, Deputy Controller of
180)
- (Mill, The Rev. W. H. 30)
- Milliner, George 121, (122)
- Milton (Kent): Church of St John the Baptist 84
- Milton (Notts): Mausoleum 79
- Milton, Great (Oxon): Church of St Mary the Virgin
80, 84
- Manor house 80

- Milton Abbas (Dorset): Abbey church of St James the Greater, St Sampson, St Branswalader, St Mary the Blessed Virgin, St Michael & St Catherine of Alexandria 77, 80
- Minton, Hollins & Co. 160
- Minton, Herbert (18), 79
- (Miskin, Christopher 67, 105, 132)
- (Miskin, Christopher & Son 111, 114)
- Missenden, Great (Bucks): Church of St Peter & St Paul 102, 111
- Mitcheldean (Glos): Church of St Michael & All Angels 79
- Moccas (Herefs): Church of St Michael & All Angels 147
- Modena (Emilia, Italy): Cathedral 79
- Modena (Emilia, Italy) & Mantua (Lombardia, Italy), arcade in town between 79
- Moffatt, William Bonython (9), 10, (13), 17-19, (21, 34, 63, 71, 74, 78)
- Mold (Flints): Church of St Mary 80
- (Monckton, W. H. 15)
- Monks Risborough (Bucks): School & schoolmaster's house 114
- Monreale (Sicilia, Italy): Cathedral 85
- Montagu, Adrian Albert van 179
- Montgomerie, Cecil M. 132, (132)
- Moody Brothers 88
- (Moore, The Rev. D. T. 161)
- (Moore, The Ven. Henry 51)
- (Moore, Leslie Thomas 133)
- Moore, Mrs M. T. 10
- Moore, Spencer 112
- Moore, Temple Lushington (9), 10, (18, 117, 118), 120, (120), 122, (128, 130, 131, 133, 134, 144), 145, (145, 146), 150, (151, 155, 159, 166, 167, 168, 171, 180)
- (Moorehouse, George & 177)
- Moreton Pinkney (Northants): Church of St Mary the Virgin 79
- Morgan 20, (21, 29, 32)
- Morgan, Shillitoe & 24
- (Morgan & Son 113)
- Morison, John 31
- Morpeth (Northumberland): Church of St Robert of Newminster (RC) 175
- (Morris & Co. 117, 127, 162)
- (Morris, William 14, 15)
- (Morrison & Sons 172)
- (Morrison, Herbert Stanley 179)
- Morriss, Charles 66
- (Mortimer, Henry Green 18, 34)
- (Mosley, Sir Oswald Ernald, Bt 179)
- (Mott, Hay & Anderson 173)
- Mould, Nigel 174
- Moulsoe (Bucks): Church of St Mary of the Assumption 133, 147
- Mount Edgcumbe Castle (Cornwall) 185
- (Mountford, B. 15)
- Mumby (Lincs): Church of St Thomas of Canterbury 78
- Münster (Nordrhein-Westfalen, Germany): Cathedral 83
- Muskham, North (Notts): Church of St Wilfrid 79
- (Mussellwhite & Sapp 110)
- (Mussellwhite & Son 113)
- (Myer, George Val 179)
- Myers, George (17, 52, 69), 70, 73
- (Myerscough-Walker, Herbert Raymond 170)
- (Mylus, Karl Jonas 86)
- Nairobi (Kenya): Cathedral church of All Saints 175
- Nantwich (Cheshire): Church of St Mary, 81, 84
- (Nash, Edwin 15)
- (Nash, John 14)
- (Nasser, Gen. G. A. 184)
- National Buildings Record 10, 11
- National Monuments Record 10, 11
- Neath (Glam): Abbey 85
- Nercwys (Flints): Church of St Mary 102-103
- Netherlands, the 109, 115
- Netley (Hants): Abbey 78
- Nevill, Ralph (15), 86
- Newark (Notts): Church of St Mary Magdalene (14), 62, 79, 80, 82
- Newark District Council 11
- Newborough (Staffs): Church of All Saints (88), 103
- Newcastle upon Tyne (Northumberland): Church of St Michael (RC), Elswick 175
- Church, now cathedral church of St Nicholas 62, 82
- Newcombe, Sydney 113, 114
- (Newenham, George 15)
- Newick (Sussex): Church of St Mary 103
- High Hurst 114
- Newington, South (Oxon): Church of St Peter ad Vincula 84
- Newman 140
- (Newman, Cardinal John Henry 121)
- (Newnum, Eric George 184)
- Newport Pagnell (Bucks): Church of St Peter & St Paul 147
- (Newton, The Rev. Horace 131)
- (Newton, John 15)
- (Newton Grange, West (Yorks) 159)
- Niblett, Thomas & Son 144, 145, (146)
- (Nicholls 113)
- (Nicholson, (Sir) Charles Archibald 171)
- Nicholson, Thomas S. 36
- (Nicholson, William Adams 133)
- Ninfield (Sussex): Church of St Mary 147, (178)
- Hollis Street Farm 10, (147, 163, 164, 166, 178)
- (Niven, William 15)
- (Noble, Matthew 63)
- Nocton (Lincs): Church of All Saints 62-63
- Norfolk, Henry FitzAlan-Howard, 15th Duke of (111, 117), 148, (150)
- Norfolk Island (New Hebrides): Bishop Patteson's memorial chapel 63
- (Norkett, Edward 111, 114)
- (Norris & Co. 112)
- Northampton: Church of St Peter 80, 84, 103
- Church of St Sepulchre 63, 79
- (St Andrew's Hospital 146, 149)
- St John's Hospital, now RC church of St John the Baptist 80
- Northampton, RC Bishop of 150
- (Northampton Architectural Society 25, 63)
- Northfleet (Kent): Church of Our Lady of the Assumption (RC) (166), 175
- Norton, John (15), 90, 91
- Norton Bavant Manor (Wilts) 114
- Norwich: Cathedral church of the Holy & Undivided Trinity 82
- Cathedral cloister & outer parlour, now song school 81
- Church of St John the Baptist (RC) (88), 111, (117, 118), 148-149, (150), 150
- (City jail 150)
- St John's Presbytery 150
- Norwich, Archdeacon of 49
- Norwich, Bishop of 49
- (Norwich, Corporation of City of 150)
- Nottingham: Church of St Mary the Virgin 63
- Nunburnholme (Yorks): Church of St James (117), 150-151, 162
- Oban (Argyll): Cathedral church of St Columba (RC) (166), 175
- (O'Brien, Edward 15, 58)
- Oldham, Bishop Hugh 31
- Old Swinford (Worcs): Church of St Mary 175
- (Oliver, E. 15)
- Ollerton (Notts): Church 175
- Olney (Bucks): Church of St Peter & St Paul 79
- Orchard, G. & Son 90, (90)
- Orchardleigh (Som): Church of St Mary the Virgin 83
- Order of St John of Jerusalem 101, 110, 114
- (Ordish, Rowland Mason 61)
- Ordnance Survey 54
- (Orford, C. W. 15)
- Ormskirk (Lancs): Church of St Anne (RC) 175
- (Osborne, E. F. 15)
- Oswell, Arthur Edward Lloyd 109
- Oswestry (Salop): Church of St Oswald 175
- (Ould, Edward Augustus Lyle 177)
- Oundle (Northants): Church of St Peter 80
- (Ovens, James 150)
- Over (Cams): Church of St Mary the Virgin 83, 85
- Oxford: All Souls College 63
- (Barge of University College 88)
- (Boathouse of University Boat Club 88)
- Bodleian Library 10, 11, (176)
- Christ Church, former refectory 84
- Christ Church cathedral (14, 15), 63, (64), 82
- Church of St Mary Magdalene 78
- Church of St Mary the Virgin (15), 79, 80
- (Clarendon Building 176)
- Diocesan Registry 102, 108
- (Examination Schools 88)
- Exeter College (14), 85
- Golden Cross Inn 82
- Hartland House (166), 176
- Lady Margaret Hall (166, 175), 176
- Magdalen College (166), 176
- Magdalen College Choir School 176
- (Martyrs' memorial 13)
- Merton College 64, 79, 85
- New Bodleian Library (166, 167), 176, (176)
- (New College 14)
- Pusey House 176
- St Anne's College 176
- (St Benet's Hall 168)
- St John's College 123, 126, 151-152
- (Sheldonian Theatre 176)
- Trinity College 176
- Oxford, Deputy Registrar of Diocese of 108
- Oxford, Registrar of Diocese of 103
- (Oxford Architectural & Archaeological Society 18)
- Oxted (Surrey): Church of St John the Baptist, Hurs Green 111, 114
- Church of St Mary the Virgin 104
- Cottages, East Hill 111
- Cricket pavilion 114
- House 114
- Pinehurst, East Hill 111
- Rectory 114
- Ridgeway House, now Blunt House 111
- Oxted District Cricket Club 114
- P., A. 17
- P., G. 31
- (Padbury, Platt & 27)
- Paderborn (Nordrhein-Westfalen, Germany): Cathedral 80
- Padua (Veneto, Italy): Arena chapel 79
- Basilica of S Antonio 79
- Building 79
- Tomb 79
- Well 79
- (Paley, Edward Graham 171, 172)
- (Paley, Harry Anderson 171)
- (Palgrave, Robert 120)
- Palmer see Rendel, Palmer & Tritton
- (Palmerston, Henry John Temple, 3rd Viscount 58)
- Pamber (Hants): Priory church 84
- Paris (France): Cathedral church of Notre-Dame 80, 85
- Church of St-Germain-des-Prés 80
- Church of St-Laurent 85
- Church of St-Séverin 80, 85
- (Exposition Universelle 30, 34, 35, 80)
- Gare de l'Est 85
- Les Halles 81
- Hôpital de Lariboisière 81
- Hôtel de Cluny 80, 85
- Palais des Beaux-Arts 80
- Priory of St-Martin-des-Champs, now Conservatoire National des Arts et Métiers 80
- Sainte-Chapelle 80, 84, 85
- Parker 85

- (Parker, F. & Sons 114)
Parker, J. C. 115
(Parkhurst (Surrey) 15)
Parkinson, D. 26
(Park Royal Development Co. Ltd 178)
(Parliament 51, 58, 179)
Parma (Emilia, Italy): Cathedral & baptistery 83
Church of S Giovanni Evangelista 83
Parrington, Matthew 153
Parry, Richard 20, (21)
(Parry, Thomas Gambier 70)
(Patterson, J. A. 173)
Pattinson, S. & W. 72
(Peachey, William 66)
(Peacock, The Very Rev. George 30)
(Pearce, S. L. 178)
(Pearson, John Loughborough 57, 61, 88)
(Peary, Baker & 110)
Peasmarsh (Sussex): William's Cottage, Pelsham 114
Peckham, East (Kent): Church of St Michael 82
Roydon Hall 82
(Peddle & Kinnear 29)
(Peddle, John More Dick 15)
Peebles, Joseph 116
Peerless, James 154
Pelham, The Rt Rev. J. T. 49
Pembroke: Castle 84
Pembroke, William de Valence, Earl of 108
Pendell Court (Surrey) 64
(Pendlebury (Lancs): Church of St Augustine of
Canterbury 117)
(Pennefather, The Rev. S. E. 173)
(Pennethorne, (Sir) James 51, 58)
(Penrhyn, Edward Pennant, 1st Baron 21)
(Penrose, Francis Cranmer 141)
Penshurst (Kent): Church of St John the Baptist 176
(Percy, Lady Charles Bertie 139)
(Périgueux (Dordogne, France): Church of St-Front
172)
(Perkins 15)
Pershore (Worce): Abbey church of the Holy Cross
81, 85
Perugia (Umbria, Italy): Cathedral 83
Church of S Pietro 83
Church of Sta Chiara 83
Fontana Maggiore 83
Palazzo dei Priori 83
Peterborough: Cathedral church of St Peter (14), 78,
79, 80, 81, 82, 85
Cathedral cloister 78, 81
Cathedral precinct 79, 80
(Petit, The Rev. John Louis 18, 51)
(Peto, Grissell & 13)
(Peto, Sir Samuel Morton, Bt 13)
Petworth (Sussex): Hospital 81
Lamp standard 79
Pevensey (Sussex): Church of St Nicholas 82, 146,
152-154, (154), 162
St Nicholas' Vicarage 147, (147), 154
(Philip, John Birnie 28, 34, 51, 59)
Phillips, Jacob 26
Philp, The Rev. W. P. 36
Phin, John 29
(Phipson, R. M. 83)
Piacenza (Emilia, Italy) 83
Cathedral 83
Palazzo del Comune 83
Pidley (Hunts): Church of All Saints 114
(Piersy & Co. 61, 133)
Pilling, Leila Ada 177
(Pinckney, Roger A. P. 167, 172)
(Piper & Son 52)
(Piranesi, Giovanni Battista 166, 167)
Pirna (Sachsen-Anhalt, Germany): Church 79
Pistoia (Toscana, Italy): Cathedral 83
Church of S Giovanni Fuorcivitas 83
House 83
Palazzo del Comune 83
(Pittaway, O. 172)
(Platt & Padbury 27)
(Platt, Charles A. 169)
Player, John Dane 184
Playne, Edward (112), 116
Plender, Lady (Marian Elizabeth Channon) 177
Plymouth (Devon): Church of Christ the King (RC)
(167), 176
Plympton (Devon): Church of St Mary the Blessed
Virgin 155
Pockley (Yorks): Church of St John the Baptist (133),
155, 162
Pocklington (Yorks): Church of All Saints 165
Poland, Charles 141
(Pompeii (Campania, Italy) 179)
Pontypridd (Glam): Church of St Catharine 176
Poole, Henry & Sons 21, (61, 103)
Port Arthur (Ontario, Canada): Church 176
Porter, The Rev. James 127, (127, 129, 137)
Portsmouth (Hants): (Church of the Holy Spirit,
Southsea 146)
Church of St James, Milton 111
Port Sudan (Sudan): Christ Church 185-186
(Potter, A. Kemp 15)
(Potter, George & Son 142)
(Potter, Thomas & Sons 111, 141)
Potters Bar (Middx, now Herts): Church 111
Powell 80
(Powell & Son 99)
(Powell, Charles Edward 15)
(Powell, Dunstan John 150)
(Powell, J. C. 15)
(Powell, James 176, 177)
(Powell, John Hardman 150)
Powell, Mrs Margaret 10, (11)
(Poynter, Ambrose 165)
Prague (Czechoslovakia): Brückenturm 79
Cathedral 79
Rathaus 79
Statue of St George 79
Synagogue 79
Teyn church 79
(Prance, Reginald 142)
(Pratt 27)
Prest, The Ven. Edward 129
Prestbury (Cheshire): Church of St Peter 64
Preston (Lancs): Church 64
Church of St Anthony of Padua (RC), Cadley 176
Town Hall (14), 82
War memorial, Market Place & Harris Library
176
Prestwood (Bucks): Nanfans 176
(Price, James & 68)
(Prichard, John 58)
(Prior, The Rev. C. H. 127)
(Prosser, W. 15)
(Protat, Hugues 59)
(Pugin, Augustus Welby Northmore 13, 14, 79,
80, 167, 179, 180)
(Pulteney, The Rev. Richard 19)
Purbeck, Isle of (Dorset) 81
Purton (Wilts): Church of St Mary 84
Putney, Mark 86
Quivil, Bishop Peter 30
R., M. 135
R., R. 76
Radcliffe, Sir David 171
(Radcliffe, (Sir) Frederick Morton 172)
Radclive (Bucks): Church of St John the Evangelist 78
Manor house 78
Radley (Berks): Church of St James the Greater 104
Raithby-by-Spilsby (Lincs): Church of the Holy Trinity
155, 158, (162)
Raithby Hall (Lincs) 156
Ramsey (IoM): Church of Our Lady Star of the Sea
& St Maughold (RC) & presbytery (166), 176, (176)
Lyzare Road cemetery 176
Ramsgate (Kent): Cemetery 156
Randall, Kirk & 100, (100)
(Ratcliffe, G. 177)
Rattee & Kett (24, 30, 34, 35, 112, 117, 123), 123,
(123, 127, 129, 132), 149, (150)
Rattee, James 29, (69)
Raven, Dunbar 143
Ravenna (Emilia, Italy) 83
Church of S Apollinare in Classe 83
Church of Sta Maria in Porto Fuori 83
Mausoleum of Theodoric 83
Orthodox baptistery 83
(Ravenor Brothers 35)
Rawnsley, Edith 155
Rawnsley, The Rev. Edward 156, (156)
Reading (Berks): Abbey gatehouse 78
Church of St Lawrence 78
Church of St Mary the Virgin 81
(Redfern, James Frank 32, 51, 70)
(Reed, Miss 175)
Reed, Dr Andrew 17
Reigate (Surrey): Church of St Mary Magdalene 80,
156
(Reilly, (Sir) Charles Herbert 166)
Rendel, Palmer & Tritton 179
(Rendle, Peter 110, 111)
(Rennie, John 179)
Reynolds, Sir Joshua 174
(Reynolds, William Bainbridge 170, 171, 173, 175)
Rheims (Marne, France): Cathedral 85
House 85
Maison des Musiciens & adjoining houses 85
Rhuddlan (Flints): Church of St Mary 64
Rhyl (Flints): Church of St Thomas 64-65, 111
Rice, Edward 66
(Richardson, Ellison & Co. 92)
Richardson, William 21
(Ridge, Lacy William 154)
Rievaulx (Yorks): Abbey 84
Church of St Mary 133)
Ripon (Yorks): Cathedral church of St Peter & St
Wilfrid (14, 15), 65, 81, 82, 84, 85, 104
Hospital of St Mary Magdalene 104
Ripon, Bishop of 65
(Ripon, Frederick John Robinson, 1st Earl of 63)
(Ripon, Sarah, Countess of 63)
Roberts, George Christopher 35
(Roberts, Henry 13)
Robertsbridge (Sussex): House or houses 82
Robertson, James 31
Robeson, The Rev. Hemming 107
(Robinson, A. 91, 93, 99, 107, 108, 110, 111, 112, 113,
114, 115)
(Robinson, Frederick Josias 15)
(Robson, Edward Robert 15, 29)
Roche Abbey (Yorks) 78
(Rochehead, John Thomas 58)
Rochester (Kent): Cathedral church of Christ & the
Blessed Virgin Mary (14), 65-66, 67, 81, 82, 84
Featherstone's Ltd, Nos.353-359 & 375-377 High
Street 176
Rodney, Adm. George Brydges, 1st Baron Rodney 165
Romanes, Mrs Ernest 167, (168)
Rome (Lazio, Italy): Basilica of S Paolo fuori le Mura
166
Catacomb of S Agnese 166
Catacomb of St Callixtus 166
Church of Sta Sabina 166
Romney, New (Kent): Church of St Nicholas 66, 104
Romsey (Hants): Abbey church of St Mary & St
Ethelfleda 83
(Rook's Nest (Surrey) 15)
(Roome, Alfred 49, 71, 76)
Roques, Antoine William 179
(Ross, Alexander 29)
Rotherham (Yorks): Church of All Saints 66, 83
Rottingdean (Sussex): Church of St Margaret 84
Rouciha (Syria) 166
Rouen (Seine-Maritime, France): Cathedral 80, 83,
149
Church 80
Houses 80
Museum 83

- (Rowden, R. 15)
 Rowsley (Derbys): Bridge 85
 Roy, The Rev. W. 17
 (Royal Academy of Arts 15, 76)
 (Royal Academy Planning Committee 178)
 (Royal Air Force 175)
 (Royal Engineers 180, 184, 186)
 (Royal Fine Art Commission 169)
 (Royal Institute of British Architects 15, 83, 117, 167, 174)
 (Royal Society of Arts 172)
 (Rudd & Son 92, 94, 95, 106)
 Rudd, Bentley 106
 (Ruddle & Thompson 27, 51, 65)
 (Ruddle, Daniel 58)
 Ruddle, Francis (27, 28), 28, 36, 47, (49, 70)
 (Rumsey, Edward 15)
 Rumwood Court (Kent) 176
 Runcorn (Cheshire): Church of All Saints 84
 Ruskin, John (15), 82
 Rusthall (Kent): War memorial cross 176
 (Rutland, James 73)
 Ruyz de Vergara, Don Juan 113
 Ryde (IoW): Church of All Saints 66, 85
 Rye House (Herts): Gatehouse 78
 Power station 176
 (Ryland, Louisa Ann 71)
 (Ryle, The Rt Rev. J. C. 171)
 (Rymer, Weatherley & 23)

 S., C. E. 98
 S., J. 67
 St Albans (Herts): Abbey, now cathedral church of
 St Alban (14, 15), 67, 77, 79, 82, 83, 84, (88),
 104-105, 111, 114, 133, 153, 157
 Drinking fountain 79
 St Albans, Diocese of 100
 St André-sur-Mer (West-Vlaanderen, Belgium):
 Estate of villas, club house, hotel &c 176
 (St Anne's Society 176)
 (St Asaph (Flints): Cathedral church of St Asaph 14)
 St David's (Pemb): Bishop's palace 85
 Cathedral church of St David & chapter house
 building (14), 67-68, 81, 82, 83, 85, 105, 111
 St David's, Clerk to Dean & Chapter of 67
 St David's, Dean & Chapter of 105
 Saint-Denis (Seine, France): Abbey church, now
 cathedral 85
 St Hilary (Glam): Church of St Hilary 68
 St John's (Newfoundland, Canada): Cathedral church
 of St John the Baptist (11, 13), 68-69, 84, 157-158,
 176, (177)
 (St Leonard's-on-Sea (Sussex): Church of St Leonard
 167, 180)
 St Margaret at Cliffe (Kent): Church of St Margaret
 78
 St Margaret's, Westminster, Rector of 52
 St-Martin-de-Boscherville (Seine-Maritime, France):
 Abbey 83
 St Mary Cray (Kent): Church of St Mary 80
 (St Marylebone, Rector of 141)
 St Mellons (Glam): Church 81
 St Osyth (Essex): Church of St Peter & St Paul 83
 Priory 79, 83
 St Radegund's Abbey (Kent) 84
 (Sales, F. & Sons 111, 114)
 Salford (Lancs): Church of St Luke, Weaste 69
 Salhouse (Norfolk): Church of All Saints 69-70, 105
 Salisbury (Wilts): Cathedral church of the Blessed
 Virgin Mary (14, 15), 70, 81, 82, 83, 84
 (Diocesan Record Office 70)
 (Salmon, William Forrest 15)
 (Salt, Thomas 73)
 (Salter, F. T. 15)
 Saltfleetby All Saints (Lincs): Church of All Saints 78
 (Salvation Army 178)
 (Salviati 51)
 Salwey, Jasper (168), 176
 (Sampson, Ellen King 117) *see also* Scott, George
 Gilbert Jnr, Mrs
 Sampson, George King (147), 178, (178)
 Sandbach, H. R. 33
 (Sanderson, John 146)
 (Sanderson, Ralph 130)
 Sandhurst (Berks): Wellington College (14), 70
 Sandwich (Kent): St Bartholomew's Hospital 70-71,
 83, 105
 (Sandys, Duncan Edwin, later Baron Duncan-Sandys
 175)
 (Sapp, Mussellwhite & 110)
 (Saunders, H. 23)
 (Saville, John 61)
 Saxby All Saints (Lincs): Church of All Saints 84
 Saye & Sele, The Ven. F. B. Twisleton-Wykeham-
 Piennes, 16th Baron (121), 121, (121)
 (Sayer, Edwin C. 15)
 Scarborough (Yorks): Church of St Martin 138
 (Schneider, J. H. 15)
 Scotland 109, 115
 Scott, Adrian Gilbert (9), 10, (11, 77, 117, 147, 166,
 167, 170, 173, 177, 179), 179, (180), 181-186
 (Scott, Albert Henry 14)
 (Scott, Alwyne Gilbert 14)
 Scott, Charles Marriott Oldrid (9), 10, (11, 77, 88),
 100, 110-116, 171
 Scott, Mrs Charles Marriott Oldrid 10
 (Scott, Dukinfield Henry 9, 162)
 (Scott, Edmund E. 168)
 (Scott, Elizabeth 9)
 Scott, Ellen *see* Scott, George Gilbert Jnr, Mrs
 (Scott, Euphemia 14)
 Scott, Geoffrey Gilbert 173, (173)
 Scott, Gilbert George Jnr (9), 10, (11, 14, 15, 21, 26,
 51), 68, (69, 70, 77, 86), 87-88, (88, 111, 117, 118),
 118-166, (166, 167, 168, 171, 172, 173, 177, 178, 180)
 Scott, George Gilbert Jnr, Mrs 10, (147, 150),
 163, (166, 167, 178) (*see also* Sampson, Ellen King)
 Scott, (Sir) George Gilbert Snr (9), 10, 11, (11, 13-16),
 17-57, (58, 59), 59-86, 88, (88, 96, 97, 101, 112,
 117, 118, 120, 121, 123, 128, 131, 133, 141), 141,
 (141, 142, 146, 157, 158, 159, 160, 164, 167, 169)
 (Scott, George Gilbert Snr, Mrs 13, 14)
 Scott, (Sir) Giles Gilbert (9), 10, (11, 117, 120, 144,
 147, 158, 162, 166-167), 167-180, (180), 181, (184)
 Scott, John Oldrid (9), 10, 11, (11, 14, 15, 17, 21, 22,
 26), 30, (34), 35, (51, 59, 61), 70, 72, 73, (76, 77),
 80, 81, 82, 83, (85), 86, 87-88, (88), 89-112, (112,
 117, 121, 131, 150, 157, 158)
 Scott, Richard Gilbert (9), 10, (11, 163, 164, 167, 168,
 170, 172, 173, 174, 175, 178, 179, 180)
 Scott, The Rev. Samuel Gilbert 99
 (Scott, Samuel King 14)
 (Scott, Sebastian Gilbert 9, 175)
 Scott, T. Gilbert 114
 (Scott, The Rev. Thomas (1747-1821) 9)
 (Scott, The Rev. Thomas (1780-1835) 9, 13, 78)
 (Scott, Walter 62)
 (Scott, The Rev. William 69)
 (Scott family 9, 82)
 (Scott's Hall (Kent) 9)
 Scouts of 2nd Walworth Troop (Dulwich Mission) 175
 Seary, John 147
 Sedbergh (Yorks): Church of St Andrew & St Gregory
 the Great 115
 (Sedding, John Dando 117)
 (Seddon, John Pollard 58, 146)
 Sedlescombe (Sussex): Manor house 82
 Selby (Yorks): Abbey church of St Mary & St German
 78, 80, 82, 85, (88), 111
 Selby, John 155
 (Selwyn, The Rt Rev. G. A. 51)
 (Semper, Gottfried 34)
 Sewerby (Yorks): Church of St John the Evangelist
 71, 177
 Shaftesbury (Dorset): Church of the Holy Trinity,
 Bimport 71
 (Shaftoe & Barry 49)
 Shanklin (IoW) 85
 Shaw, George 59 *see also* Jackson & Shaw
 (Shaw, Richard Norman 14, 61, 97, 166, 171)
 Shears, Edward 15)
 Sheepshanks, William 19
 (Sheffield (Yorks): Church of Our Lady of Beauchief
 & St Thomas of Canterbury (RC), Woods cats 180)
 Sheffield, J. 39, 40, 41, 45, 46, 47, (49, 52, 58, 59)
 (Sheilds, F. W. 70)
 Shelton, George 103
 Sherborne or Sherbourne (Warwicks): Church of All
 Saints 71
 Shere (Surrey): Church of St James 81
 Sheringham (Norfolk): Church of St Joseph (RC)
 & presbytery (166, 176), 177
 Sherington (Bucks): Church of St Laud 158
 School 158
 Shifnal (Salop): Church of St Andrew 71, 80
 Shillitoe & Morgan 24
 Shoreham (Kent): Church of St Peter & St Paul 80
 Shoreham, New (Sussex): Church of St Mary of the
 harbour 78, 148
 Shoreham, Old (Sussex): Church of St Nicholas 78
 Shottesbrooke (Berks): Church of St John the Baptist
 78
 Shrewsbury (Salop): Church of St Mary the Virgin
 84, 109
 Shropshire Lunatic Asylum, now Shelton Hospital,
 Shelton (13), 17
 Shrivcnham (Berks): Church of St Andrew 115
 Siddington (Glos): Church of St Peter 80
 (Sieveking 35)
 Sigglesborne (Yorks): Church of St Laurence 78
 Silver & Sons (95), 107, (107)
 Simpson (Bucks): Church of St Thomas the Apostle
 105, 111
 (Simpson & Malone 95)
 Simpson, John 35, 36
 (Sissons, William (clerk of works) 36)
 Sissons, William (contractor) 18
 Sittingbourne (Kent): Featherstone's shop 177
 Skendleby (Lincs): Church of St Peter 158-159
 Skidbrooke (Lincs): Church of St Botolph 78
 (Skidmore 14, 27, 51, 64, 70)
 Skirbeck (Lincs): Church of the Holy Trinity 17-18, 71
 Church of St Nicholas 71
 (Slater, Walker & 106)
 Slater, William 10, (11), 86
 Sleaford (Lincs): Church of St Denis 78
 Slough (Bucks): Church of St Mary 111
 (Smallbone & Son 116)
 Smeeth (Kent): Church of St Mary 82
 (Smirke, Sydney 51)
 (Smith 110)
 (Smith, Charles Raymond 59)
 (Smith, E. B. 114)
 Smith, George & Co. 55, 56, (58)
 Smith, George F. 137, 139, (139), 139, (140)
 (Smith, H. 110)
 (Smith, J. J. 18)
 Smith, Robert 66, (66)
 Smith, William E. 29
 (Snellgrove, H. R. 31)
 Sneyd, Emily Jane 128, (128)
 Sneyd, The Rev. John 128
 Snowball, George 73
 (Soane, (Sir) John 58)
 (Society for the Protection of Ancient Buildings 14,
 88, 117)
 (Society of Antiquaries of London 61, 117, 157)
 (Society of Oxford Home Students 176)
 Soest (Nordrhein-Westfalen, Germany): Church of St
 Patroklus 80
 Church of St Peter 80
 House 80
 Solihull (Warwicks): Church of St Alphege 84
 Somercotes, South (Lincs): Church of St Peter 78
 Somerset, The Rev. R. B. 123
 Somersham (Hunts): Church of St John the Baptist
 111, 115
 Soueideh (Syria) 166
 Southam (Warwicks): Church of St James 79

Southampton (Hants): Church of St Denys, Portswood 71, 85
 University College, now University 178
 Southwell (Notts): Collegiate, now cathedral & collegiate church of the Blessed Virgin Mary 81
 Southwell, Chancellor of Diocese of 93
 Southwell, Registrar of Diocese of 93
 Spain 115, 166
 Spalding (Lincs): Church of St Mary & St Nicholas 71-72, 105-106
 Church of St Paul, Fulney 72
 (St Paul's School & Vicarage, Fulney 72)
 Sparke, The Rev. E. B. 51
 (Speldhurst (Kent): Church of St Mary the Virgin 88)
 (Spence, (Sir) Basil Urwin 169, 177)
 Spinkhill (Derbys): Mount St Mary's College (180), 186
 Spondon (Derbys): Church of St Werburgh 106
 Spratton (Northants): Church of St Andrew 78
 Sproxton (Yorks): Church of St Chad (117, 133), 159
 Stafford: Church of St Chad 72-73, 106
 Church of St Mary (15), 18, 79, 82
 Church of St Mary the Virgin, Castlechurch 18, 73, 106
 (Staffordshire Record Office 18)
 (Stafford, C. J. 15)
 Staines (Middx, now Surrey): Shop & dairy, Church Street 116
 (Stalingrad (USSR) 177)
 Stamford (Lincs): St Leonard's Priory 78
 Standard Telephones & Cables Co. 175
 Stanley, The Hon. (Sir) Arthur (166), 179, (179)
 (Stanley, The Very Rev. Arthur Penrhyn 61)
 (Stanton, William 159)
 Stanwick (Northants): Church of St Lawrence 78
 Stapeldon, Bishop Walter 31
 (Stark, Malcolm Jnr 171)
 (Stephens 98)
 Stephenson, Matthew 94
 (Stevens, The Rev. Thomas 18, 22)
 (Stevenson, John James 14, 15)
 (Stewart, Alan 168)
 Stewart, The Rev. J. 140
 Stewart, William 93, 94
 Stewkley (Bucks): Church of St Michael & All Angels 78, 111
 (Stockholm (Sweden): Town Hall 169)
 Stockport (Cheshire): Church of All Saints, now called St Mary 84
 Stoke-on-Trent (Staffs): Church of the Holy Trinity, Hartshill 18
 Church of St Peter ad Vincula 177
 Stoke Poges (Bucks): Church of St Giles 79
 (Stokes, G. H. 15)
 (Stokes, Leonard Aloysius Scott 170)
 (Stoll, Sir Oswald 174)
 Stone (Bucks): Church of St John the Baptist 80
 Stone (Kent): Church of St Mary 78
 (Stone 99)
 Stone, F. W. 96, (96)
 Stoneleigh (Warwicks): Church of St Mary 85
 Stonyhurst College (Lancs) (166), 177
 Stourport (Worcs): Church of St Michael, Lower Mitton, 73, 106
 (Strack, Johann Heinrich 34)
 Strange & Sons 99, (99, 111, 115)
 Strange, Charles M. 99
 Strasbourg (Bas-Rhin, France): Cathedral 82
 Church of St-Thomas 82
 Stratford-upon-Avon (Warwicks): Guild chapel of the Holy Cross 83
 (Shakespeare Memorial Theatre 9)
 Streatley (Berks): Church of St Mary 78
 Street, George Edmund (14, 15, 29, 58, 60, 71), 74, (81, 88, 102, 120, 131)
 (Stringer, Thomas 27)
 Strixton (Northants): Church of St John 78
 Stroud (Glos): Church of St Lawrence 159
 Stroud, Thomas 24
 (Stuart & Whyte 114)

(Stuflesser, Ferdinand 169, 170, 177)
 (Style, Arthur James 15)
 Suckling, The Rev. R. A. J. 173, (173)
 Sudbury (Suffolk): Church of All Saints 83
 Suffolk, church in 84
 (Summers, (Sir) John Newenham 167)
 Sumner, The Rt Rev. C. R. 95
 Sundridge (Kent): Church of St Mary 177
 Sunningdale (Berks): House 112
 Sutton, John Henry Manners 36, 37, 38, 45, 49
 Sutton, The Rev. Robert 153, (154), 154, (154)
 (Swaby 92)
 Swindon (Wilts): Christ Church 73, 79
 Church of the Holy Rood 84
 Church of St Mark, New Swindon 18
 Switzerland 115
 (Symm, J. R. 64)
 (Symm, J. R. & Co. 63, 152)
 Tait, The Most Rev. A. C. 91, (92)
 Tamworth (Staffs): Church of St Editha 79, 80
 Tananarive (Malagasy Republic): Cathedral church of the Holy Innocents (RC) 177
 Taplow (Bucks): Church of St Nicholas 73, 106
 (Tapper, (Sir) Walter John 171)
 (Taunton (Som): Shire Hall 13)
 Taxal (Derbys): Rectory 115
 (Taylor 110)
 Temple Balsall (Warwicks): Church of St Mary 84, 166
 Tenby (Pemb): Church of St Mary 84
 Terling (Essex): Church of All Saints 79
 (Terry, Henry 63)
 Tetney (Lincs): Church of St Peter & St Paul 78
 (Teulon, Samuel Sanders 51)
 Tewkesbury (Glos): Abbey church of St Mary the Virgin (14), 73-74, 82, 83, 88, 107, 115
 Clarence House, High Street 83
 Tewkesbury, Vicar of 107
 Thame (Oxon): Church of St Mary the Virgin 80
 (Thames Embankment Commissioners 61)
 Thaxted (Essex): Church of St John the Baptist 78
 Theale (Berks): Church of the Holy Trinity 107
 Theddingworth (Leics): Church of All Saints 78
 Theddlethorpe All Saints (Lincs): Church of All Saints 78
 (Thirlwall, The Rt Rev. Connop 68)
 Thoday, Francis 23
 Thomas 84
 Thomas, Frederick Gilbert Stanley (167, 172), 181
 (Thomas, H. 112)
 Thomas, William 105, (105)
 (Thompson, Arthur B. 15, 61)
 Thompson, John 10, 20, 21, (21), 22, 23, (23), 25, (26, 29), 31, (32), 34, (34), 36, 50, (51), 65, (65, 72), 74, 75, (75), 87, (89, 91, 92), 93, 94, (94, 96), 97, (99, 101, 102, 103) (see also Ruddle & Thompson)
 (Thompson, John & Co. 95, 96, 101, 102, 104, 110, 111)
 (Thompson, John & Sons 113, 169)
 (Thompson, Matthew 15)
 Thompson, Thomas J. 101
 Thompson, W. Stuart 101
 Thomson, Allen 31
 Thomson, The Most Rev. William 89
 Thorington (Essex): Church of St Mary Magdalene 83
 (Thornton & Sons 111)
 Thynne, The Rev. Lord John 61, (61)
 Tideswell (Derbys): Church of St John the Baptist 133
 Tilty (Essex): Church of St Mary the Virgin 78
 Timsbury (Som): Church of St Mary the Virgin 84
 Tingewick (Bucks): Church of St Mary Magdalene 78
 (Tinling, (The Rev.) George Douglas 15)
 (Tite, (Sir) William 51, 58)
 (Tombs & Son 91)
 Tomlins, Edmund Frazer 179
 Tonbridge (Kent): House 82
 Tong (Salop): Church of St Bartholomew 80
 (Tonge, Charles F. 15)
 (Tootal, Mrs 69)

Toronto (Ontario, Canada): Trinity College 177
 Totnes (Devon): Church of St Mary 82
 Toul (Meurthe-et-Moselle, France): Cathedral 82
 Collegiate church of St-Gengoul 82
 (Tower, C. F. H. 75)
 (Trade, Board of 58)
 Transport, Ministry of 178
 (Treasury 58)
 Treasury, Lords Commissioners of 101
 (Trees 104)
 Trefnant (Denbighs): Church of the Holy Trinity 80, 177
 Trench, The Very Rev. Richard Chenevix 53, (61)
 Trier (Rheinland Pfalz, Germany): Cathedral 83
 Porta Nigra 83
 Tritton, Rendel, Palmer & 179
 (Trollope, The Rev. Edward 51)
 Tryfan (Caerns) 78
 Tuckfield, J. L. 114
 Tunbridge Wells (Kent): Church of St James 115
 Tunbridge Wells (Kent), house between Edenbridge (Kent) & 82
 (Turner, Edward 15)
 Turner, Hugh Thackeray (15, 117, 118), 120, 123, 124, 125, 137, 143, 152, 154, 157
 (Twigg, Joseph 120)
 (Twyford Estates Ltd 178)
 Tyndall, Richard John (112), 116
 Tynemouth (Northumberland): Priory 82, 83
 Uffington (Berks): Church of St Mary 79
 (Ullathorne, James 25, 104, 111)
 Upton (Hunts): Church of St Margaret 74
 Upton Bishop (Herefs): Churchyard cross 85
 Up Waltham (Sussex): Church of St Mary the Virgin 81
 (Urbana (Illinois, USA): University of Illinois 169)
 Valence, William de 108
 Vancouver (British Columbia, Canada): Church of St James (180), 186
 (Vaughan, H. 15)
 (Veness & Son 112)
 Venice (Veneto, Italy): Basilica of St Mark 79
 Ca' d'Oro 79
 Doge's Palace 79
 Fondaco dei Turchi 79
 Gable 79
 Houses 79
 Palazzo Dandolo 79
 Porta del Paradiso 79
 Ventnor (IOW) 85
 Verona (Veneto, Italy): Buildings 79
 Church of S Zeno 79
 Churches 79
 Palazzo del Comune 79
 Vicenza (Veneto, Italy): Palazzo Da Schio 79
 (Vickers 51)
 (Victoria, Queen 14, 51)
 Vienna (Austria): Cathedral 79
 (Crematorium 185)
 Villeneuve-lès-Avignon (Gard, France) 83
 Building 83
 Château St-André 83
 Collegiate church 83
 Viner, George James Morris 178
 Viney, Watson & 162
 W., C. 60
 W., W. S. 60
 W., William 19
 (Wade 111)
 Wadhurst (Sussex): Chimney shafts 82
 Wadhurst (Sussex), chimney shafts in neighbourhood of 82
 (Wailes, William 69)
 Wakefield (Yorks): Chantry chapel of St Mary (15), 74
 Church, now cathedral church of All Saints 78
 Church of St Andrew 18

INDEX OF PERSONS & PLACES

- (Waldron (Sussex): Convent of the Visitation (RC) 175)
Wales 109, 115
(Wales, Albert Edward, Prince of 32)
(Wales, Alexandra, Princess of 32)
Walesby (Notts): Church of St Edmund, King & Martyr 79
Walker, Emley & Beale 133
(Walker & Slater 106)
Walker & Sons 147
Walker, Barbara & Mary, trustees of 29
(Walker, Henry 15)
Walkeringham (Notts): Church of St Mary Magdalene 79
Wall (Staffs): Church of St John the Evangelist 78
Wallace & Connell 31
Wallasey (Cheshire): Church of All Saints & hall, New Brighton (166), 177
(Waller, F. S. 32)
Walmsley, The Rev. John 176, (176)
(Walters, Frederick Arthur 170)
Waltham Cross (Herts): Eleanor Cross 78
Waltham-on-the-Wolds (Leics): Church of St Mary Magdalene 74, 79
Walton (Bucks): Church of St Michael 81
(Walton Hall (Warwicks) 14)
Wanborough (Wilts): Church of St Andrew 84
Wappenham (Northants): Church of St Mary 79
Warblington (Hants): Church of St Thomas à Becket 81
(Ward, Henry 73)
(Ware, W. R. 15)
Warehast, Bishop William 30
(Waring Brothers 61)
Warmington (Northants): Church of St Mary the Blessed Virgin 74-75
(War Office 58)
(Warren, Edward Prioleau 152)
Warrington (Lancs): Church of St Elphin 80
(Warwick: County of Warwick Museum 71)
Washington (DC, USA): British memorial 177
(Protestant Episcopal cathedral church of St Peter & St Paul 171)
Washington (Durham): Church of the Holy Trinity 165
(Waterhouse, Alfred 102, 117, 127, 144, 146)
Waterloo (Lancs): Church of St Faith, Great Crosby 177
Watford (Herts): Church of St Mary 75
Watlington (Norfolk): Church of St Peter & St Paul 83
(Watson 89)
Watson & Viney 162
Watson, Lesslie Kenyon 176
(Watson-Hart, Francis James 179)
Watt, Mrs 116
Watts & Co. (117), 121, (127, 131), 133, (140), 143, 145, 155, (156, 162), 162, 163, 164
(Watts, George Frederick 51)
Watts, W. J. 66
Weald, South (Essex): Church of St Peter 75
(Weatherley & Rymer 23)
Weatherley, William Samuel (15-16), 50, (117, 118, 130)
Webb, A. C. 169, (169), 171, (173), 178
(Webb, (Sir) Aston 59)
(Webb, The Rev. Benjamin 13)
(Webb, Edward Doran 71)
(Webster & Cannon 93, 94, 108, 111, 112)
Webster, G. R. 96, (102)
Webster, John A. 108
Weeks, J. & Co. 31
(Welch, S. T. 19)
Wellingborough (Northants): Church of All Hallows 84
Wellow (Notts): Church of St Swithin 79
Wellow (Som): Church of St Julian 84
Wells (Som): Cathedral chapter house 85
Cathedral church of St Andrew 82, 83, 85
Somerset Pauper Lunatic Asylum, now Wells Infirmary 19
Welton (Yorks): Cemetery 177
Wendlebury (Oxon): Church of St Giles 107
Wendover (Bucks): Wellwick Farm 115
Wenlock, Much (Salop): Wenlock Priory 78
Westbury-on-Severn (Glos): Church of St Peter & St Paul 80
Westcliffe (Kent): Church of St Peter 78
Westerham (Kent): Church of St Mary 82
Westham (Sussex): Church of St Mary 82
House 82
(Westminster, Dean of 61)
(Weston 93)
Weston-on-Trent (Staffs): Church of St Andrew 79
Westwood (Warwicks): Church of St John the Baptist 19
(Wheeler Brothers 90)
Wheeler, Edwin Paul 180
(Wheeler, Lady (Frances Carus-Wilson) 139)
Whiphams, Arthur H. 146, 147, (147)
Whissendine (Rutland): Church of St Andrew 159
Whiston (Lancs): Church of St Nicholas 177
Whiston (Northants): Church of St Mary the Virgin 78
Whiston (Yorks): Church of St Mary Magdalene or St James 107
Whitby (Yorks): Abbey, 85, 166
White & Wood 158, (159)
White, George Peter 65, (66, 70)
(White, James M. 169)
White, The Rev. R. A. 135, 136
(White, William 16)
(White-Bowman, A. 112)
(White-Cooper, W. 94)
White End (Bucks) 78
Whitelam, The Rev. J. 10
Whiteley, Thomas 50
Whittlesey (Cambs): Church of St Mary 75-76
Whitton, M. L. 21
(Whyte, Stuart & 114)
Wickenby (Lincs): Church of St Peter & St Laurence 136, (159), 162
Wigan (Lancs): Church of St John (RC) (166), 177
War memorial cross 177
Wigginton (Oxon): Church of St Giles 84
Wilberforce, The Rt Rev. Samuel 63, (76)
(Willcock 95)
Williams, Sir Evan Owen 171
(Williams, J. T. 111, 114)
(Willis, Jones & 91)
(Willis, James 26)
(Willis, The Rev. Robert 30)
Wills (21), 23, 157, 158
Wills, Frank Reginald Gould 180
(Wilson, Arthur 162)
(Wilson, Henry 168)
Wilson, Henry Bell 156
Wimborne Minster (Dorset): Minster church of St Cuthberga 83
(Winburn 99)
Winchelsea (Sussex): Church of St Thomas the Apostle 82
Winchester (Hants): Cathedral church of the Holy Trinity & St Peter, St Paul & St Swithun (14), 76, 77, 81, 164, 166
College 81
St Cross Hospital 78, 81
Winchester, Bishop of 95
Windsor (Berks): Castle 78, 79, 81, 84, (167)
Church of the Holy Trinity 177
Fort Belvedere, Windsor Great Park 177
Royal Lodge 177
(Windsor, Dean of 51)
Windsor, Old (Berks): Church of St Peter 159, (160)
(st John's Preparatory School, Beaumont 166)
St Stanislaus College, Beaumont (167), 177, (179, 180)
(Workhouse 13)
Winstead (Yorks): Church of St German 133
Wing (Bucks): Church of All Saints 79, 108, 165
Wingfield, South (Derbys): Manor house 80
Winkley, W. 59
Winnington-Ingram, The Rt Rev. A. F. 98
Winslow (Bucks): Church of St Laurence 108
Winston, J. 65
Winterbottom, J. F. 76
Winterton (Lincs): Church of All Saints 76
Winthorpe (Lincs): Church of St Mary 78
Wirksworth (Derbys): Church of St Mary 76
Wisborough Green (Sussex): Church of St Peter ad Vincula 81
Wise, J. J. 71, (71), 105
Witham-on-the-Hill (Lincs): Church of St Andrew 123, 160, 162
(Withers, R. J. 17)
Withrell, Oscar 185
Witley (Surrey): Church of All Saints 79
Wolverton (Bucks): Church of St George the Martyr 115
Sunday schools & institute, church of St George the Martyr 112
Wood, White & 158, (159)
(Wood, The Hon. Charles Lindley, later 2nd Viscount Halifax 145)
(Wood, G. W. 50)
Wood, George (16), 20, 29, 63, 65, 66, 102, (142)
(Wood, H. 113)
(Wood, Isiah 34)
Wood, J. & Son 67
(Wood, Thomas 30, 93)
Woodbastwick (Norfolk): Church of St Fabian & St Sebastian 83
(Woodbridge 59)
Woodhay, East (Hants): House 46, 76
(Woodhouse 167)
Woodmansterne (Surrey): The Manor 177
(Woodward, Benjamin 58, 81)
Wooley (Som): Court Farm 83
Woolhampton (Berks): Douai Abbey 177
Woolland (Dorset): Church 80
Woolpit (Suffolk): Church of St Mary the Virgin 160
Woolton Hill (Hants): Vicarage 160-161
Wootton Waven (Warwicks): Church of St Peter 161
Worcester: Cathedral chapter house 84
Cathedral church of Christ & the Blessed Virgin Mary (14), 79, 81, 82, 83
Cathedral cloister 82
Edgar Tower 79
(Wordsworth, The Rev. Christopher 61)
Works, Board of 54
(Works, Director of 179)
Works, First Commissioner of 54, (58, 59), 101
(Works, Minister of 175)
(Works, Ministry of 179)
Works, Office of 54, 56, 178
Workshop (Notts): Priory church of St Mary & St Cuthbert 80
Priory gatehouse 80
(Worham, George Grey 174, 179)
Worthing (Sussex): Cemetery 177
Woughton-on-the-Green (Bucks): Church of the Assumption of the Blessed Virgin Mary 108, 112
Wouldham (Kent): Church of All Saints 81
Wragg, Thomas 66
(Wren, (Sir) Christopher 117, 127, 146, 162, 171, 174)
(Wright 96)
(Wright 111)
Wrotham (Kent): Church of St George 82
Wrotham Place 82
Wroughton, Lt M. C. 170
(Wyatt 104)
Wyatt, The Rev. C. F. 121
(Wyatt, James 14, 51, 88, 175)
Wyatt, John Drayton (16, 21, 22, 24, 28, 30, 34), 35, (35, 51, 59, 65, 66, 69, 70)
Wyatt, (Sir) Matthew Digby 10, (51), 53, 54-55, (58, 59)
(Wyattville, (Sir) Jeffry 177)
Wyberton (Lincs): Church of St Leodegar 165
Wych Cross (Sussex): House 177
Wycombe, High (Bucks): Church of St Francis & vicarage, Terriers (166, 168), 170, (171)

High Street (No.8) 115

Xanten (Nordrhein-Westfalen, Germany): Cathedral
162

(Yates 71)

(Yates, Joseph 71)

Yaverland (IoW): Manor house 85

(Yeoman, James 62)

(Yirrell 105)

York: Cathedral church of St Peter & chapter house
80

Chapel of St Leonard's Hospital 80

Church of the Holy Trinity, Micklegate 84

St Mary's Abbey 78, 80

St William's College 80

York, Archbishop of 89

(Yorke, Francis Reginald Stevens 177)

(Yorkshire Archaeological Society 74)

Ypres (West-Vlaanderen, Belgium): Cathedral 133

(Cloth Hall 14, 35)

Zandvoorde Ridge (West-Vlaanderen, Belgium):

War memorial 177

Zwirner, Ernst Friedrich (34), 80

PSEUDONYMS


Auld Lang Syne 29

Lactatus sum 144, (144)

Nec Minimum Meruere Decus, Vestigia Gracca Ausi

deserere, et Celebrare Domestica Facta 53

(Sanctita Domino 144)



List of plates

- Fig.1 George Gilbert Scott Snr. Study drawing of a Corinthian pilaster capital [157]
 Fig.2 George Gilbert Scott Snr. Athens (Greece): Choragic monument of Lysicrates, study drawing, 1827 [158].3
 Fig.3 George Gilbert Scott Snr. Hillesden (Bucks): Church of All Saints, measured drawing of chancel screen [153].3
 Fig.4 George Gilbert Scott Snr. Hamburg (Germany): Church of St Nicholas, working drawing [53].5
 Fig.5 George Gilbert Scott Snr. Hamburg (Germany): Church of St Nicholas, design for baptistery, c.1874 [53].11
 Fig.6 George Gilbert Scott Snr. Chippenham (Wilts): Church of St Paul, contract drawing, c.1854 [24].1
 Fig.7 George Gilbert Scott Snr. Doncaster (Yorks): Church of St George, working drawing [34].5
 Fig.8 George Gilbert Scott Snr. Sandhurst (Berks): Wellington College, chapel, contract drawing, 1861 [123].5
 Fig.9 George Gilbert Scott Snr. Frindsbury (Kent): Church, unexecuted design, c.1855-60 [43]
 Fig.10 George Gilbert Scott Snr. Leeds (Yorks): Church of All Souls, preliminary design, c.1875 [66].9
 Fig.11 George Gilbert Scott Snr. Cambridge: St John's College, chapel, modified design [17].1
 Fig.12 George Gilbert Scott Snr. Edinburgh: Episcopal cathedral church of St Mary, alternative competition design, c.1872 [39].1
 Fig.13 George Gilbert Scott Snr. Spalding (Lincs): Church of St Paul, Fulney, contract drawing 1877 [133].7
 Fig.14 George Gilbert Scott Snr. London: Westminster Abbey, cloister for monuments, unexecuted design, c.1873 [92].8
 Fig.15 George Gilbert Scott Snr. Oxford: Christ Church cathedral, design for bishop's throne [104]
 Fig.16 George Gilbert Scott Snr. London: Westminster Abbey, collegiate church of St Peter, designs for seats [91].1
 Fig.17 George Gilbert Scott Snr. Dorchester (Oxon): Abbey church of St Peter & St Paul, unexecuted design for reredos [35]
 Fig.18 George Gilbert Scott Snr. Hamburg (Germany): Church of St Nicholas, working drawing or pulpit, c.1860 [53].10
 Fig.19 George Gilbert Scott Snr. Winchester (Hants): Cathedral church of the Holy Trinity & St Peter, St Paul & St Swithun, measured drawing of stalls, c.1838 [156]
 Fig.20 George Gilbert Scott Snr. Rochester (Kent): Cathedral church of Christ & the Blessed Virgin Mary, design for restoring choir screen & preliminary design for organ case [112].10
 Fig.21 George Gilbert Scott Snr. Salisbury (Wilts): Cathedral church of the Blessed Virgin Mary, design for choir screen, c.1874 [122].3
 Fig.22 George Gilbert Scott Snr. London: Church of St Mary Abbots, Kensington, design for reredos [77].2
 Fig.23 George Gilbert Scott Snr. Ely (Cambs): Cathedral church of the Holy & Undivided Trinity, design for restoring crossing tower & lantern [40].3
 Fig.24 George Gilbert Scott Snr. Oxford: Merton College, hall, design for restoration [105]
 Fig.25 George Gilbert Scott Snr. London: Westminster Abbey, collegiate church of St Peter, design for restoring W portal of N transept [91].3
 Fig.26 George Gilbert Scott Snr & William Bonython Moffatt. Shrewsbury (Salop): Shropshire Lunatic Asylum, Shelton, tracing of contract drawing [8].2
 Fig.27 George Gilbert Scott Snr. Hamburg (Germany): Rathaus, competition design, c.1854 [54]
 Fig.28 George Gilbert Scott Snr. Dorking (Surrey): Pippbrook House, contract drawing for alterations & additions [36].7
 Fig.29 George Gilbert Scott Snr. Dorking (Surrey): Pippbrook House, contract drawing for alterations & additions [36].4

- Fig.30 George Gilbert Scott Snr. London: Government offices, Westminster, revised design for Foreign & India Offices in Gothic style, with Matthew Digby Wyatt as joint architect for India Office, c.1859 [84].10
- Fig.31 George Gilbert Scott Snr. London: Government offices, Westminster, working drawing for Home & Colonial Offices [84].136
- Fig.32 George Gilbert Scott Snr. London: Government offices, Westminster, design for Foreign & India Offices in Byzanto-Italian style, with Matthew Digby Wyatt as joint architect for India Office, c.1859-60 [84].14
- Fig.33 George Gilbert Scott Snr. London: Government offices, Westminster, design for Foreign & India Offices in Italian style, with Matthew Digby Wyatt as joint architect for India Office, c.1860-61 [84].33
- Fig.34 George Gilbert Scott Snr. London: Government offices, Westminster, design for Foreign & India Offices in Italian style, with Matthew Digby Wyatt as joint architect for India Office, c.1860-61 [84].34
- Fig.35 George Gilbert Scott Snr. Coton Hall: Lodge, design [30]
- Fig.36 George Gilbert Scott Snr. Hafodunos House (Denbighs), contract drawing, c.1860 [50].1
- Fig.37 George Gilbert Scott Snr. London: Royal Courts of Justice, Westminster, competition design, c.1866 [88].1
- Fig.38 George Gilbert Scott Snr. London: Royal Courts of Justice, Westminster, competition design, c.1866 [88].3
- Fig.39 George Gilbert Scott Snr. London: St Pancras station & Midland Grand Hotel, Camden, design [89].10
- Fig.40 George Gilbert Scott Snr. London: St Pancras station & Midland Grand Hotel, Camden, design [89].18
- Fig.41 George Gilbert Scott Snr. London: St Pancras station & Midland Grand Hotel, Camden, design [89].19
- Fig.42 George Gilbert Scott Snr. London: St Pancras station & Midland Grand Hotel, Camden, working drawing, c.1867 [89].22
- Fig.43 George Gilbert Scott Snr. London: St Pancras station & Midland Grand Hotel, Camden, working drawing, c.1867 [89].32
- Fig.44 George Gilbert Scott Snr. London: St Pancras station & Midland Grand Hotel, Camden, working drawing [89].34
- Fig.45 George Gilbert Scott Snr. Glasgow: University, contract drawing, 1866 [44].5
- Fig.46 George Gilbert Scott Snr. Glasgow: University, third design for great hall, c.1875 [44].32
- Fig.47 George Gilbert Scott Snr. Glasgow: University, third design for great hall, c.1876 [44].27
- Fig.48 George Gilbert Scott Snr. Glasgow: University, second design for great hall, c.1870 [44].25
- Fig.49 George Gilbert Scott Snr. London: Lincoln's Inn, Camden, contract drawing for new chambers, 1876 [87].6
- Fig.50 John Oldrid Scott. Lahore (Pakistan): Cathedral church of the Resurrection, design, c.1880 [35].5
- Fig.51 John Oldrid Scott. Lahore (Pakistan): Cathedral church of the Resurrection, design, c.1880 [35].1
- Fig.52 John Oldrid Scott. Liverpool: Cathedral church of Christ, competition design, c.1901 [40].6
- Fig.53 John Oldrid Scott. Liverpool: Cathedral church of Christ, competition design, c.1901 [40].2
- Fig.54 John Oldrid Scott & Charles Thomas Miles. Bournemouth (Hants): Church of St John the Evangelist, Boscombe, contract drawing, 1893 No.4
- Fig.55 John Oldrid Scott & Charles Marriott Oldrid Scott. Portsmouth (Hants): Church of St James, Milton, contract drawing, c.1910-11 [27]
- Fig.56 John Oldrid Scott. Bangor (Caerns): Cathedral church of St Deiniol, design for high altar reredos [1].1
- Fig.57 John Oldrid Scott. Canterbury (Kent): Christ Church cathedral, design for sedilia [12].8
- Fig.58 John Oldrid Scott. London: Church of St John the Baptist, Croydon, design for chancel screen, 1895 [43].1
- Fig.59 John Oldrid Scott. Hereford: Cathedral church of the Blessed Virgin Mary & St Ethelbert, design for W doorway, 1881 [29].1
- Fig.60 George Gilbert Scott Jnr & John Oldrid Scott. Tewkesbury (Glos): Abbey church of St Mary the Virgin, design for high altar frontal [9].3

- Fig.61 George Gilbert Scott Jnr. Topographical sketch of reredos, 1876 [178].5
- Fig.62 George Gilbert Scott Jnr. Cattistock (Dorset): Church of St Peter & St Paul, design for new tower, c.1872-73 [15].3
- Fig.63 George Gilbert Scott Jnr. Chilton Moor (Durham): Church of St Andrew, design as executed, c.1873 [18].10
- Fig.64 George Gilbert Scott Jnr. Leamington Spa (Warwicks): Church of St Mark, New Milverton, third design, c.1874 [39].4
- Fig.65a George Gilbert Scott Jnr. Leamington Spa (Warwicks): Church of St Mark, New Milverton, design for W tower, not as executed, c.1874 [39].5
- Fig.65b George Gilbert Scott Jnr. Leamington Spa (Warwicks): Church of St Mark, New Milverton, design for W tower, as executed, c.1878 [39].19
- Fig.66 George Gilbert Scott Jnr. London: Church of St Agnes, Kennington, design, 1874 [46].3
- Fig.67 George Gilbert Scott Jnr. London: Church of All Hallows, Southwark, design, 1877, used as contract drawing for nave, 1891 [44].7
- Fig.68 George Gilbert Scott Jnr. Pockley (Yorks): Church of St John the Baptist, working drawing for rebuilding, c.1875 [63].17
- Fig.69 George Gilbert Scott Jnr. London: Chapel of St James, Westmoreland Street, Marylebone, unexecuted design for new façade, c.1873-74 [42].5
- Fig.70 George Gilbert Scott Jnr. Norwich: RC church of St John the Baptist, design for central tower, 1891 [56].73
- Fig.71 George Gilbert Scott Jnr. Hull (Yorks): Church of St Augustine, Newland, preliminary design for first, unexecuted scheme, 1883 [31].2
- Fig.72 George Gilbert Scott Jnr. Bakewell (Derbys): Church of All Saints, unexecuted design for organ screen, c.1875 [3].2
- Fig.73 George Gilbert Scott Jnr. Pevensey (Sussex): Church of St Nicholas, working drawing for reredos, c.1877-80 [60].46
- Fig.74 George Gilbert Scott Jnr. Liverpool: Church of St Mary, West Derby, working drawing for chancel screen of gas pendants, c.1873-74 [41].1
- Fig.75 George Gilbert Scott Jnr. London: Church of All Hallows, Southwark, design, for altar cross, c.1878 [44].52 (detail)
- Fig.76 George Gilbert Scott Jnr. Design for altar candlestick for Watts & Co., 1879 [98]
- Fig.77 George Gilbert Scott Jnr. Design for embroidery on super-frontal, 1876 [91]
- Fig.78 George Gilbert Scott Jnr. Frinsted (Kent): Church of St Dunstan, design for diaper pattern, c.1878 [24]
- Fig.79 George Gilbert Scott Jnr. Newport Pagnell (Bucks): Church of St Peter & St Paul, design for fabric for dossal [54].4
- Fig.80 George Gilbert Scott Jnr. London: St Agnes' School, Kennington, contract drawing, 1875 [47].3
- Fig.81 George Gilbert Scott Jnr. London: St Agnes' Vicarage, Kennington, design c.1875 [48].5
- Fig.82 George Gilbert Scott Jnr. Leamington Spa (Warwicks): House, later St Mark's Vicarage, New Milverton, contract drawing, c.1873 [40].10
- Fig.83 George Gilbert Scott Jnr. Woolton Hill (Hants): Vicarage, first unexecuted design, c.1874 [79].1 (detail)
- Fig.84 George Gilbert Scott Jnr. Woolton Hill (Hants): Vicarage, second unexecuted design, c.1874 [79].4 (detail)
- Fig.85 George Gilbert Scott Jnr. Woolton Hill (Hants): Vicarage, contract drawing for third design as executed, c.1875 [79].8 (detail)
- Fig.86 George Gilbert Scott Jnr. Middlesbrough (Yorks): Unexecuted design for house for A. H. Whipham, c.1874-75 [51].4
- Fig.87 George Gilbert Scott Jnr. Pevensey (Sussex): St Nicholas' Vicarage, contract drawing, c.1877 [61].10
- Fig.88 George Gilbert Scott Jnr. Cambridge: Pembroke College, new hostel, unexecuted design for first scheme with servants' houses, c.1878 [13].9
- Fig.89 George Gilbert Scott Jnr. Cambridge: Pembroke College, new hostel, design for scheme as executed, c.1881-82 [13].39
- Fig.90 George Gilbert Scott Jnr. Oxford: St John's College, unexecuted design for new hall, 1879 [59].17
- Fig.91 George Gilbert Scott Jnr. Cambridge: Peterhouse, hall, working drawing for latches, c.1870 [14].3
- Fig.92 George Gilbert Scott Jnr. Design for sideboard for Watts & Co., c.1874 [131].1

- Fig.93 Giles Gilbert Scott. Liverpool: Cathedral, competition design, preliminary study for twin towers, c.1902 [64]
 Fig.94 Giles Gilbert Scott. Liverpool: Cathedral, unexecuted variation on original design, c.1907-09 (?) [64]
 Fig.95 Giles Gilbert Scott & George Frederick Bodley. Liverpool: Cathedral, approved drawing for Lady chapel, 1907 [64]
 Fig.96 Giles Gilbert Scott. Liverpool: Cathedral, perspective, drawn by Walter Monckton Keesey, 1919 [64]
 Fig.97 Giles Gilbert Scott. Liverpool: Cathedral, design for central tower, c.1910-12 [64]
 Fig.98 Giles Gilbert Scott. Liverpool: Cathedral, preliminary design for central tower, c.1910-24 [64]
 Fig.99 Giles Gilbert Scott. Liverpool: Cathedral, interior perspective, drawn by Hanslip Fletcher, 1924 [64]
 Fig.100 Giles Gilbert Scott. Sheringham (Norfolk): RC church of St Joseph, design as executed except for E elevation, c.1909 [153]
 Fig.101 Giles Gilbert Scott. London: Church of All Hallows, Gospel Oak, design for completion, 1913 [80]
 Fig.102 Giles Gilbert Scott. London: Convent of the Visitation, Harrow, first unexecuted design for rebuilding of chapel, 1905 [109]
 Fig.103 Giles Gilbert Scott. Liverpool: Church of St Paul, Derby Lane, design, 1913 [68]
 Fig.104 Giles Gilbert Scott. Northfleet (Kent): RC church of Our Lady of the Assumption, 2nd unexecuted scheme, c.1913 [124]
 Fig.105 Giles Gilbert Scott. Northfleet (Kent): RC church of Our Lady of the Assumption, design, c.1913 [124]
 Fig.106 Giles Gilbert Scott. Godalming (Surrey): Charterhouse School, chapel, design, c.1922 [42]
 Fig.107 Giles Gilbert Scott. Luton (Beds): Church of St Andrew, design, 1931 [116]
 Fig.108 Giles Gilbert Scott. London: Church of St Alban, Golders Green design, c.1930 [78]
 Fig.109 Giles Gilbert Scott. Stoke-on-Trent (Staffs): Church of St Peter ad Vincula, unexecuted design for new church, c.1926-28 [155]
 Fig.110 Giles Gilbert Scott. Liverpool: Cathedral, design for Lady chapel reredos, c.1907-10 [64]
 Fig.111 Giles Gilbert Scott. Lancaster: RC church, now cathedral church of St Peter, design for reredos, 1909 [61]
 Fig.112 Giles Gilbert Scott. Ramsey (IoM): RC church of Our Lady & St Maughold, design for reredos, c.1909-12 [144] (detail)
 Fig.113 Giles Gilbert Scott. Bournemouth (Hants): RC church of the Annunciation, design for hanging rood, c.1905-06 [14]
 Fig.114 Giles Gilbert Scott & Adrian Gilbert Scott. London: No.129 Grosvenor Road, Westminster, design, c.1913 [1]
 Fig.115 Giles Gilbert Scott. Cambridge: Clare College, design for Memorial Court, 1922 [25]
 Fig.116 Giles Gilbert Scott. Cambridge: Clare College, working drawing for Memorial Court, 1922 [25]
 Fig.117 Giles Gilbert Scott. Cambridge: University Library, design, c.1931 [28]
 Fig.118 Giles Gilbert Scott. Oxford: New Bodleian Library, perspective from Trinity College gardens, drawn by Lesslie K. Watson [133]
 Fig.119 Giles Gilbert Scott with Halliday & Agate. London: Battersea power station, perspective, drawn by A. C. Webb, c.1930
 Fig.120 Giles Gilbert Scott with Bertie Crewe & Cecil Masey. London: Phoenix Theatre, Charing Cross Road, design for façade, c.1930
 Fig.121 Giles Gilbert Scott. Design for GPO telephone kiosk, No.2, c.1924 [180]
 Fig.122 Giles Gilbert Scott. Design for road traffic sign, c.1928 [182]
 Fig.123 Adrian Gilbert Scott. Spinkhill (Derbys): Mount St Mary's College, design for war memorial chapel, 1923 [9]
 Fig.124 Adrian Gilbert Scott, Cairo (Egypt): Cathedral church of All Saints, unexecuted design, 1926 scheme [2].33



Fig. 1




Fig. 2

The Portico of the Museum of the University of Chicago, 1897.




Fig. 3



140 B

*Presented to the University of Chicago
by J. C. Smith
Jan 10 1897*




Fig. 4

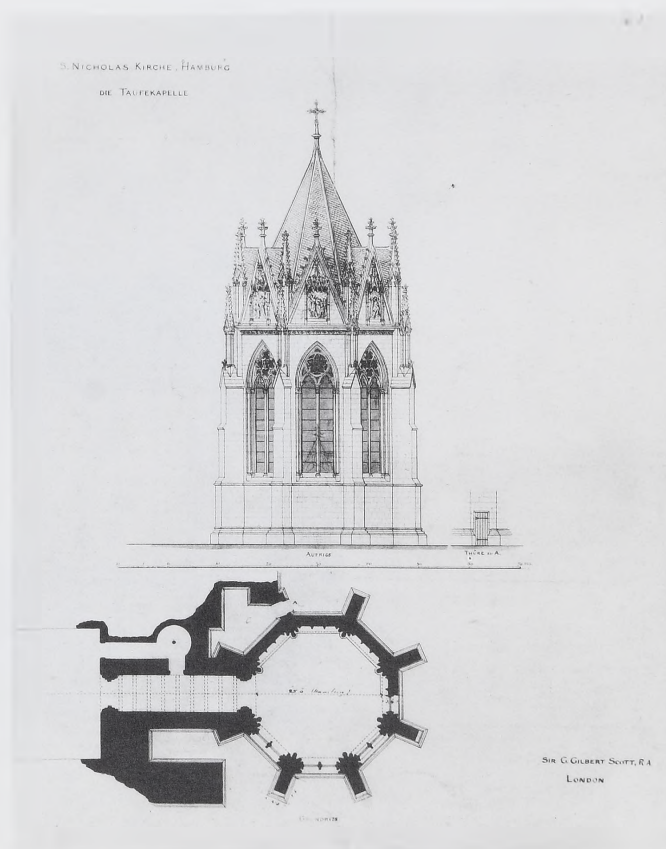


Fig. 5




Fig. 6



Fig. 7

New Chapel
Wellington College
Sandhurst.




Fig. 8



Fig. 9



Fig. 10




Fig. 11




Fig. 12





Fig. 13



Fig. 14

OXFORD CATHEDRAL
*Design for the new church proposed to be erected
 to the memory of the late Bishop Milner.*



J. G. Smith del.
 Architect.
 London.

Fig. 15




Fig. 16




Fig. 17




Fig. 18

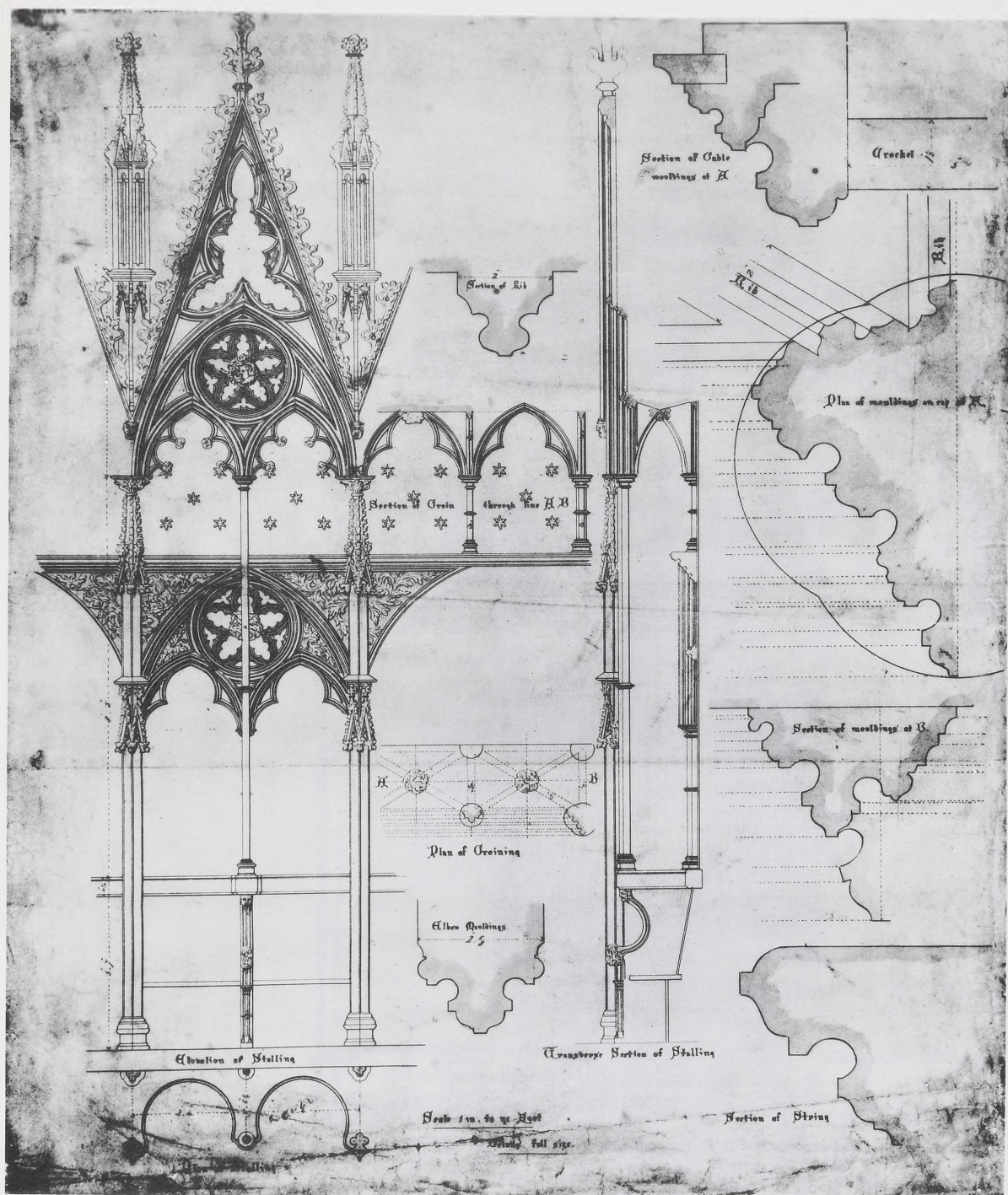



Fig. 19

Richards Cathedral
Eastern side of Choir Screen and Organ
Scale 1/2 inch to the foot



Gallery, etc.

Choir screen & Organ
See the plan to
the north of the
choir screen

Shewing Stalls.

Shewing Seat & Stall

Fig. 20




Fig. 21




Fig. 22




Fig. 23

MERTON COLLEGE HALL, OXFORD
CROSS SECTION.

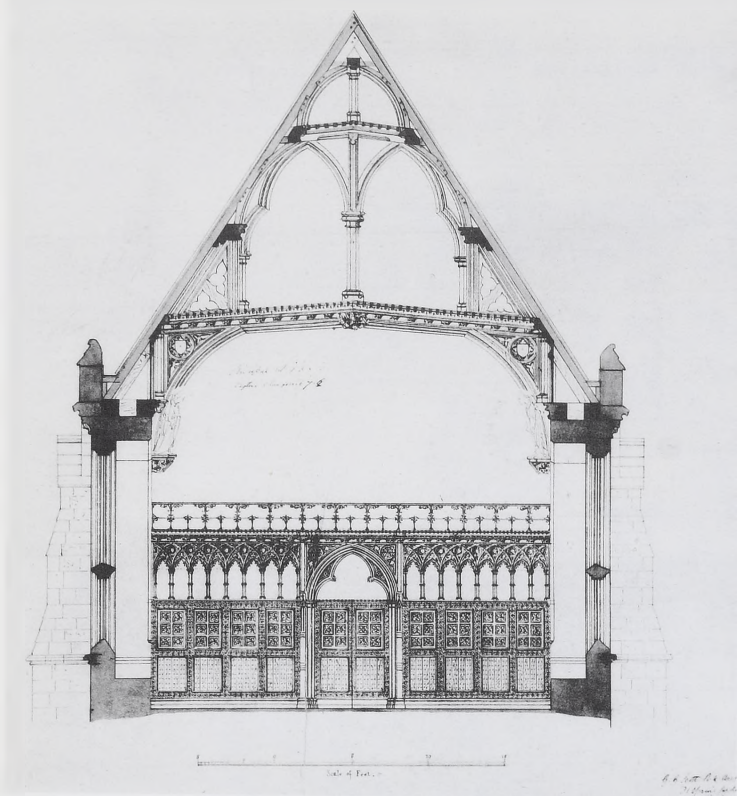


Fig. 24

WESTMINSTER ABBEY
WESTERN PORTAL NORTH OF TRANSEPT:
HALF INCH SCALE.

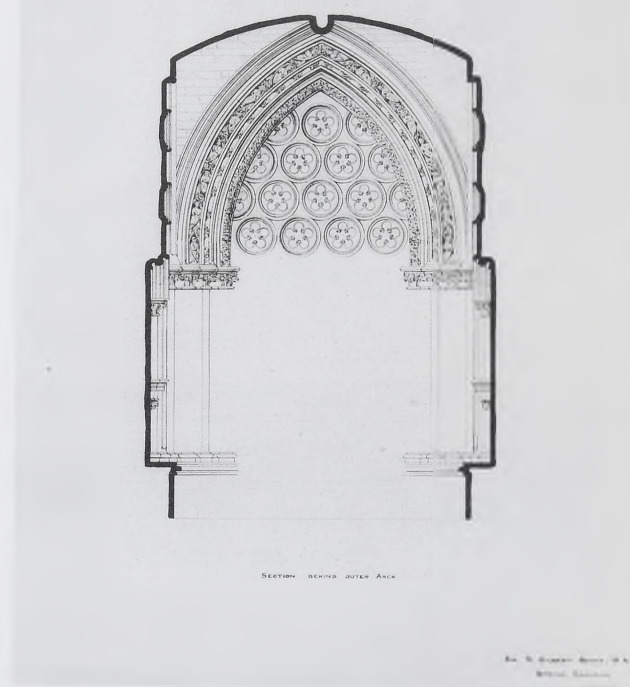



Fig. 25

SHROPSHIRE LUNATIC ASYLUM N^o 8.



ELEVATION AND SECTION ON THE LINE C.M.



BACK ELEVATION

Handwritten signature

Fig. 26




Fig. 27




Fig. 30




Fig. 31



Fig. 32




Fig. 33




Fig. 34





Fig. 35


Harvard - Mass.
H. B. Goodrich

N° V

Am. Baptist Ch.



*The steeple is a model, and in the plan
is marked as a model also. It
is the true key of the building & is
found in every part.*



*One of the most useful of models
being placed in the room of the
drawing of the building.*

Fig. 36




Fig. 37




Fig. 38




Fig. 39




Fig. 40




Fig. 41



Fig. 42

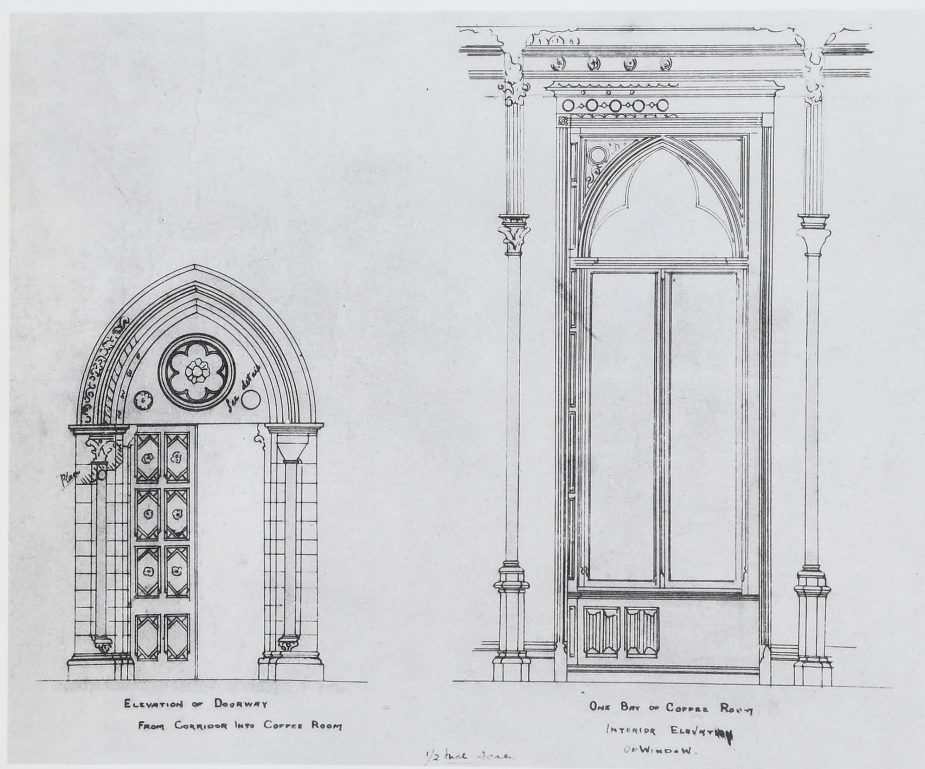


Fig. 43




Fig. 44




Fig. 45




Fig. 46




Fig. 47





Fig. 48

NEW CHURCH LONDON, ENGL.
 BLOCK B. NO. 9.

Architect's name



EAST ELEVATION - CHURCH LANE.



WEST ELEVATION.

Scale of Feet.

Wm. G. Smith, R.A.

Fig. 49



Fig. 50

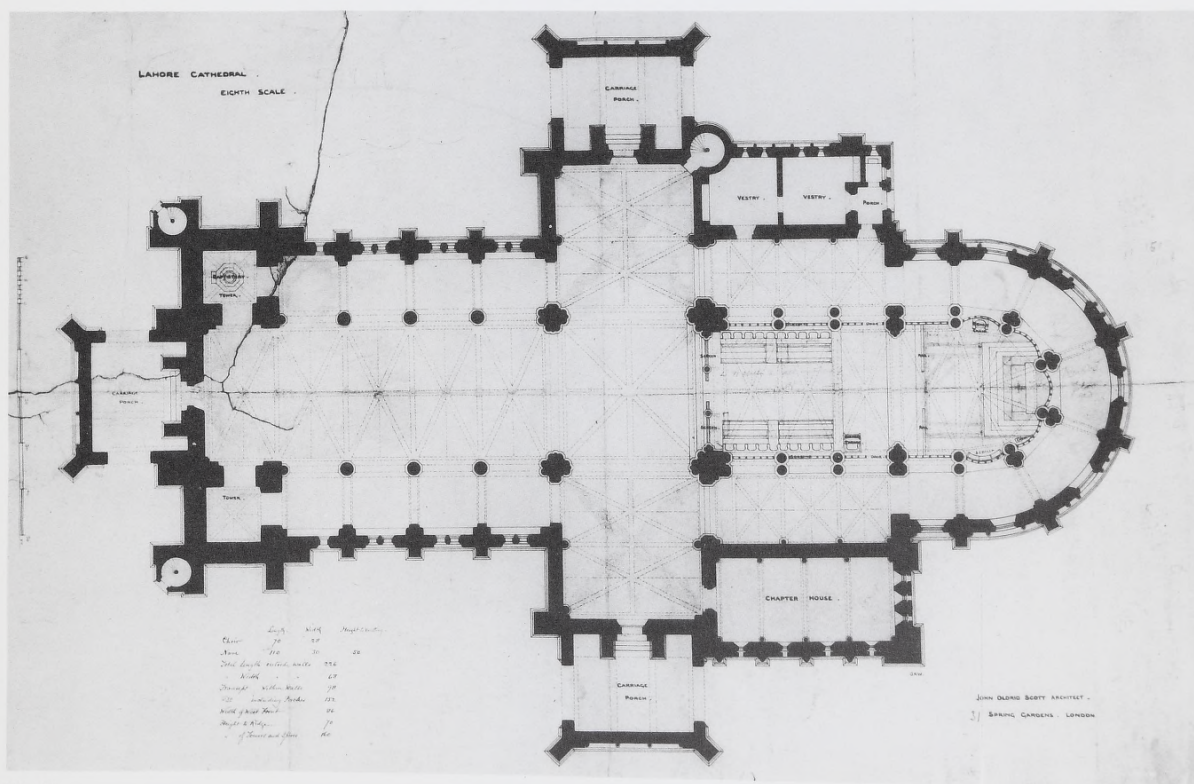


Fig. 51




Fig. 52




Fig. 53




Fig. 54




Fig. 55




Fig. 56





Fig. 57

St. John Church, Chesham.
 Design 108.
 Chancel Screen.
 By G. G. Scott.



W. H. Scott
 1871

Fig. 58

Fig. 6




Fig. 59



Fig. 60

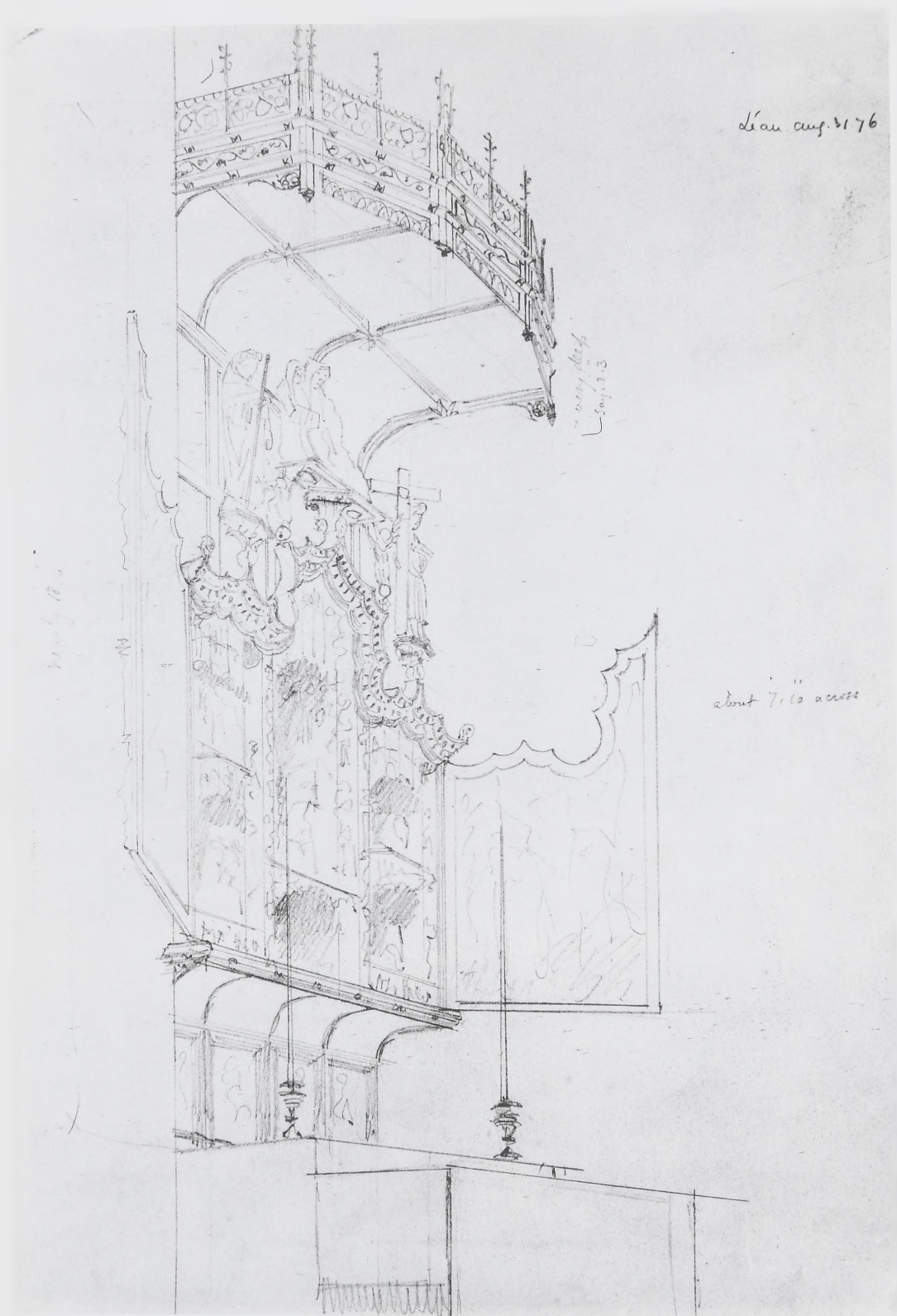



Fig. 61

Cathedral Tower
1/4 scale



West Elevation

W. H. R. J. 1851
Architect

Fig. 62

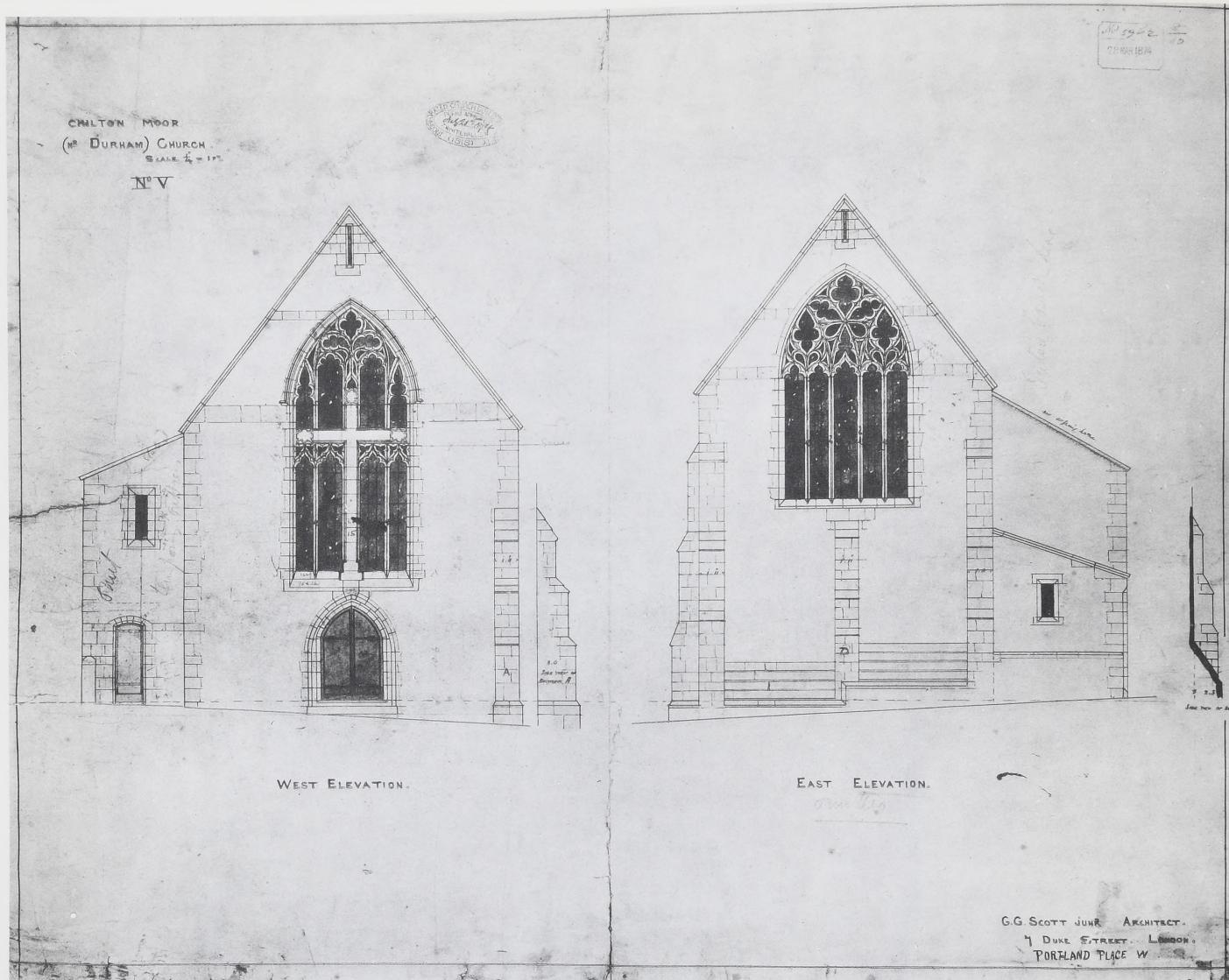


Fig 63



Fig. 64




Fig. 65a




Fig. 65b




Fig. 66




Fig. 67

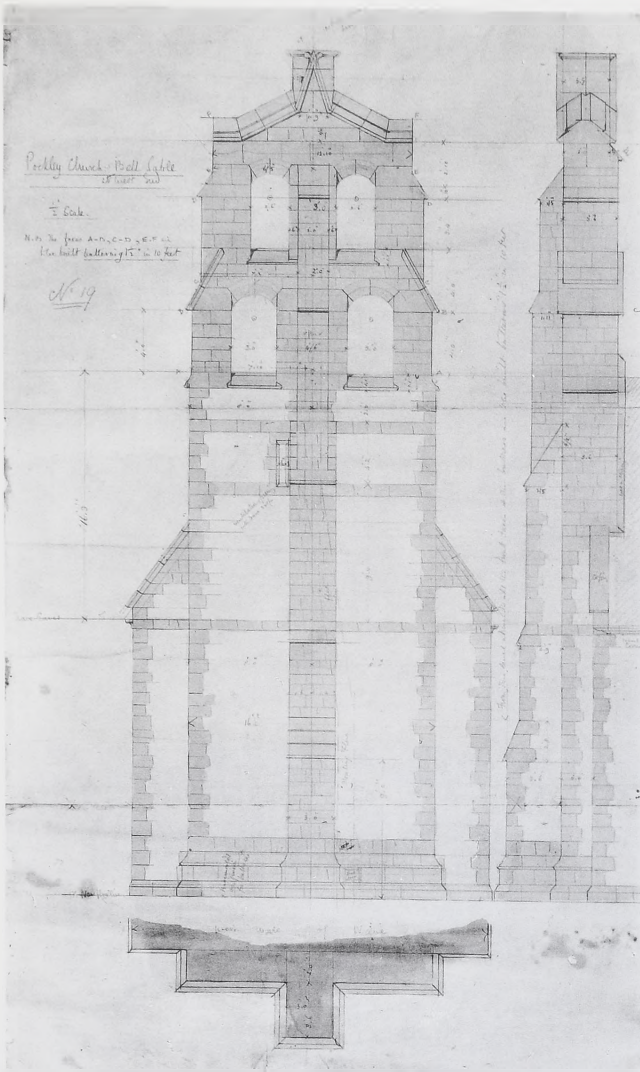


Fig. 68




Fig. 69



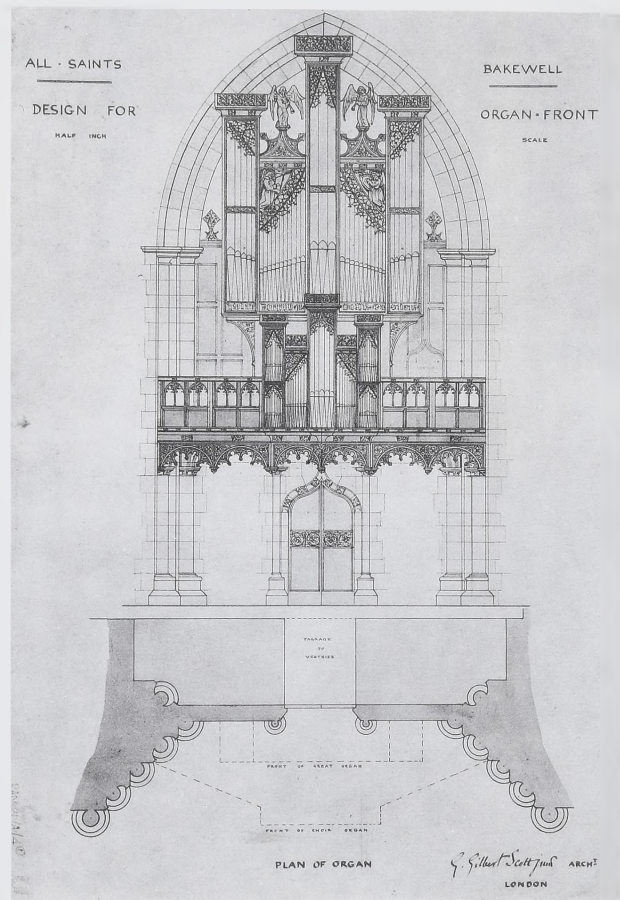


Fig. 72




Fig. 73




Fig. 74

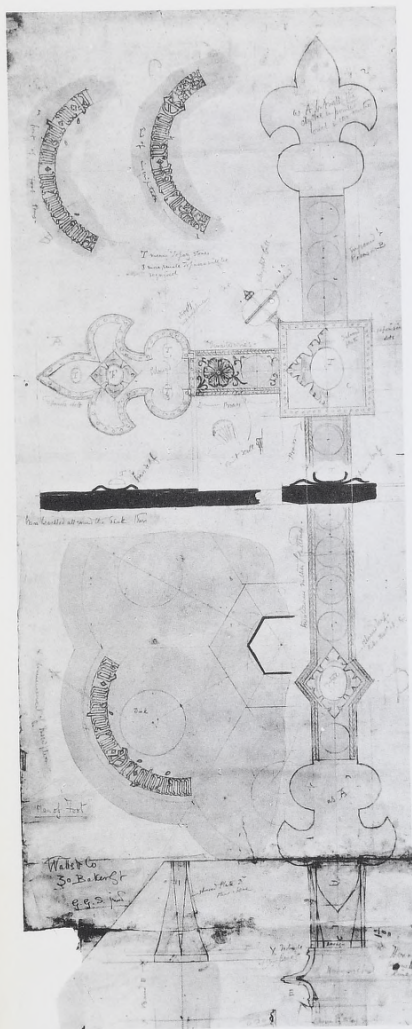


Fig. 75




Fig. 76




Fig. 77



Fig. 78



Fig. 78




Fig. 79

This is one of the Drawings
referred to in an Agreement
dated the 30th day of September
1845. Jas. Buchanan

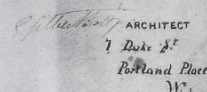


Fig. 80

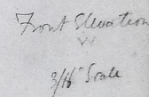


Fig. 81

LEAMINGTON HOUSE

FOR THE REVEREND C. CARUS WILSON.

Nº 9



WEST FRONT.

SCALE OF 10 20 30 40 FEET.

G. GILBERT, SCOTT JUNR ARCHT. LONDON.

Fig. 82




Fig. 83

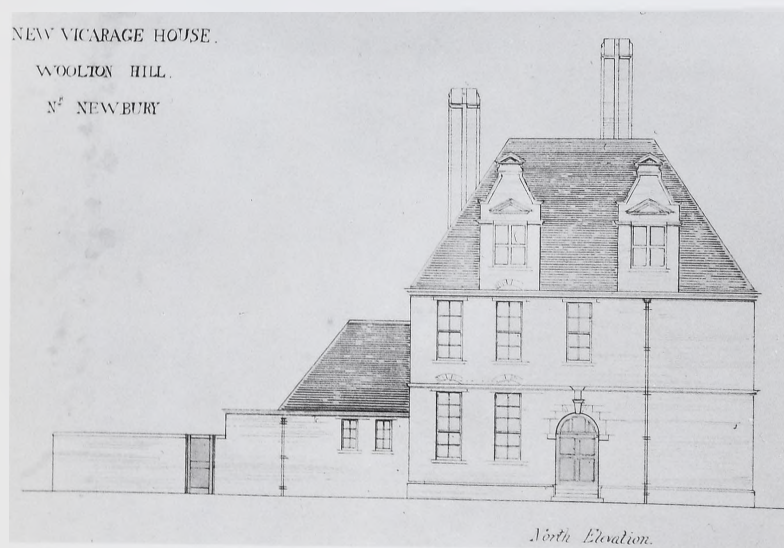


Fig. 84

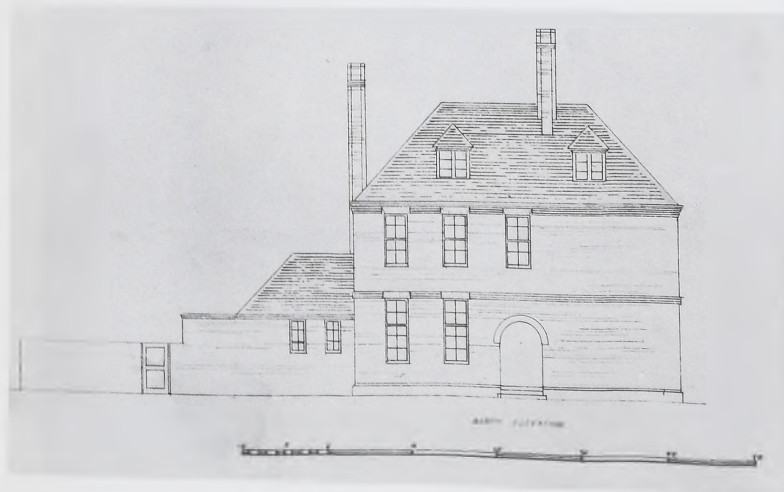


Fig. 85




Fig. 86

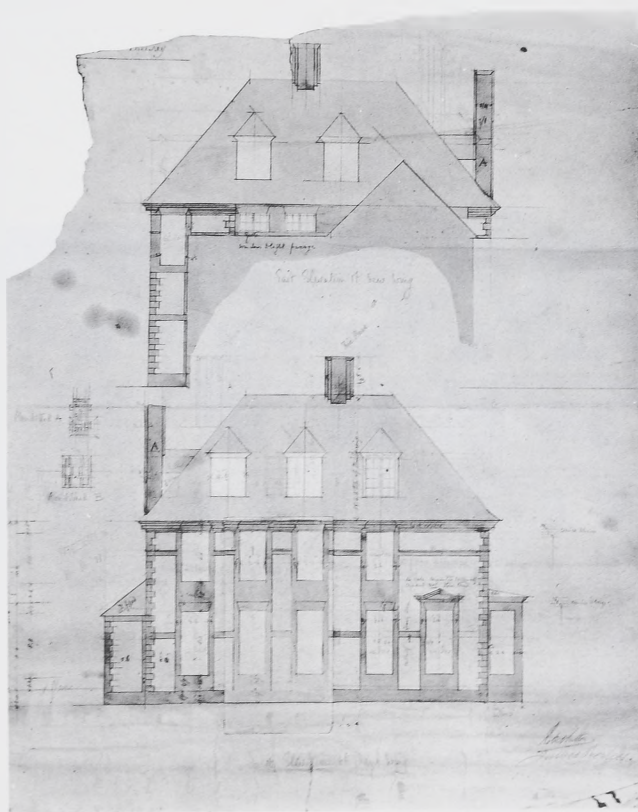


Fig. 87


PENBROKE COLLEGE, CAMBRIDGE.
 PROPOSED NEW BUILDINGS.



SERVANTS' HOUSE, ELEVATION OF FRONT FACING SOUTH.

SPRING GARDENS, LONDON.

Fig. 88



PENBROKE STREET FRONT

Fig. 89

Fig. 9




Fig. 90

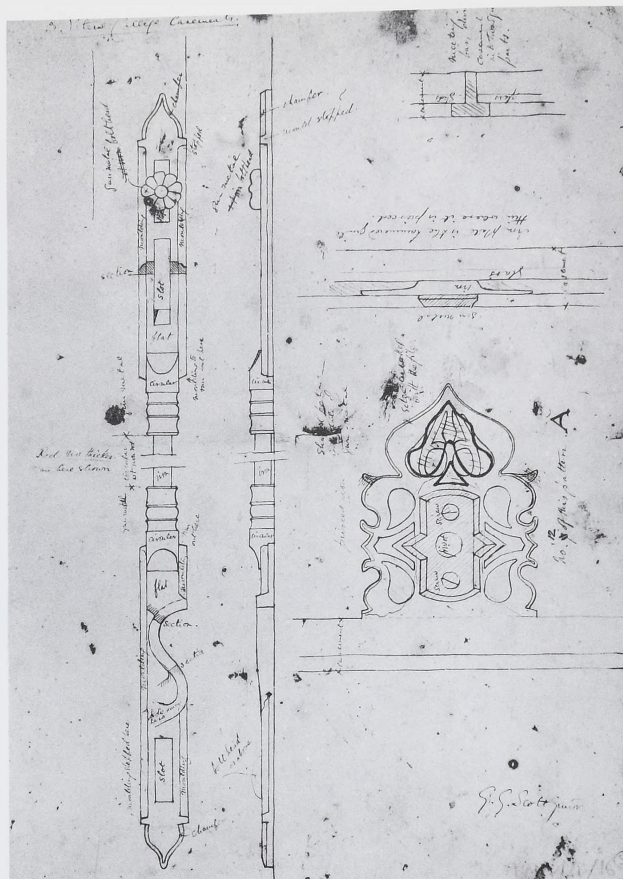


Fig. 91

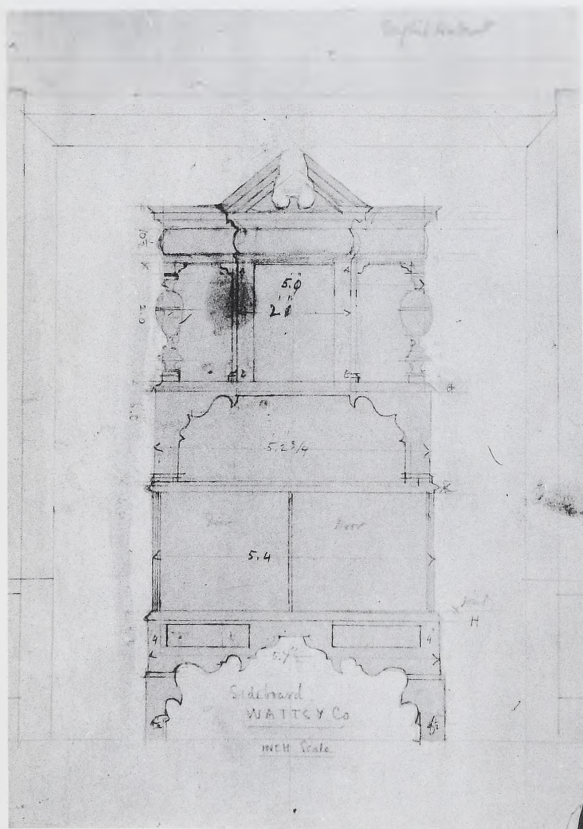
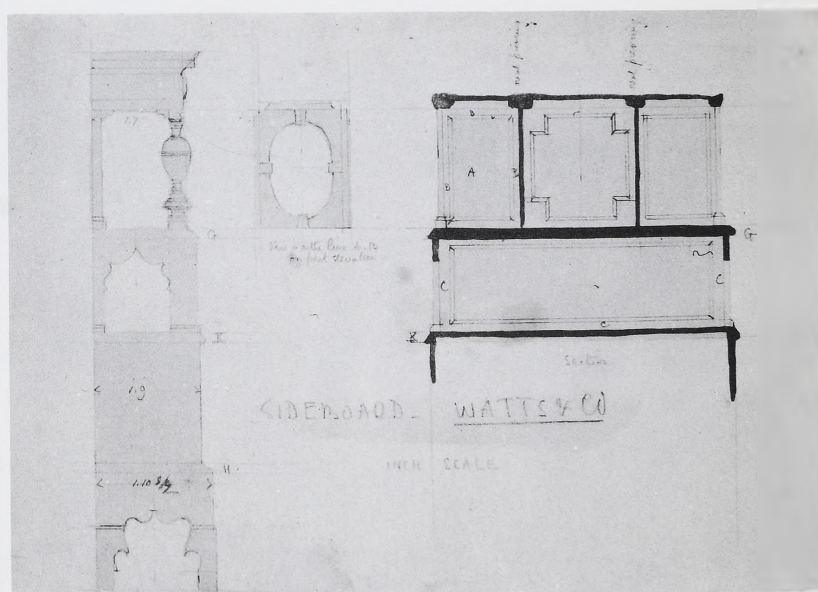



Fig. 92





The great tower
at Exeter

C. G. Allen

Fig. 93




Fig. 94

LIVERPOOL CATHEDRAL

Longitudinal Section to
Chapel looking West South

G. ALBERT SCOTT, ARCHT.



Approved
M. D. Pinner

G. Z. Boddy, R.A.
G. Albert Scott, Archt.

Fig. 95



Fig. 96



Fig. 97




Fig. 98




Fig. 99

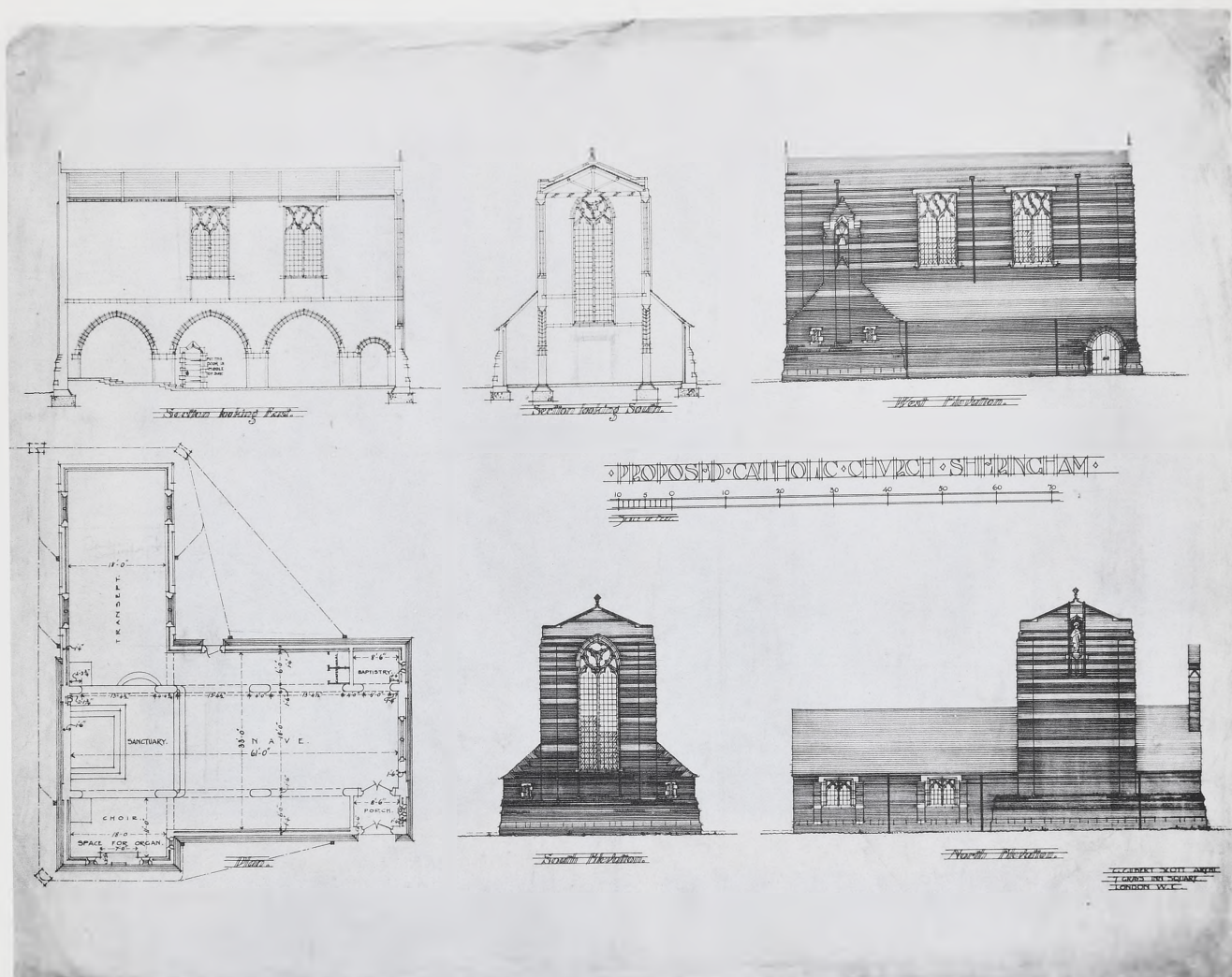


Fig. 100



Fig. 101

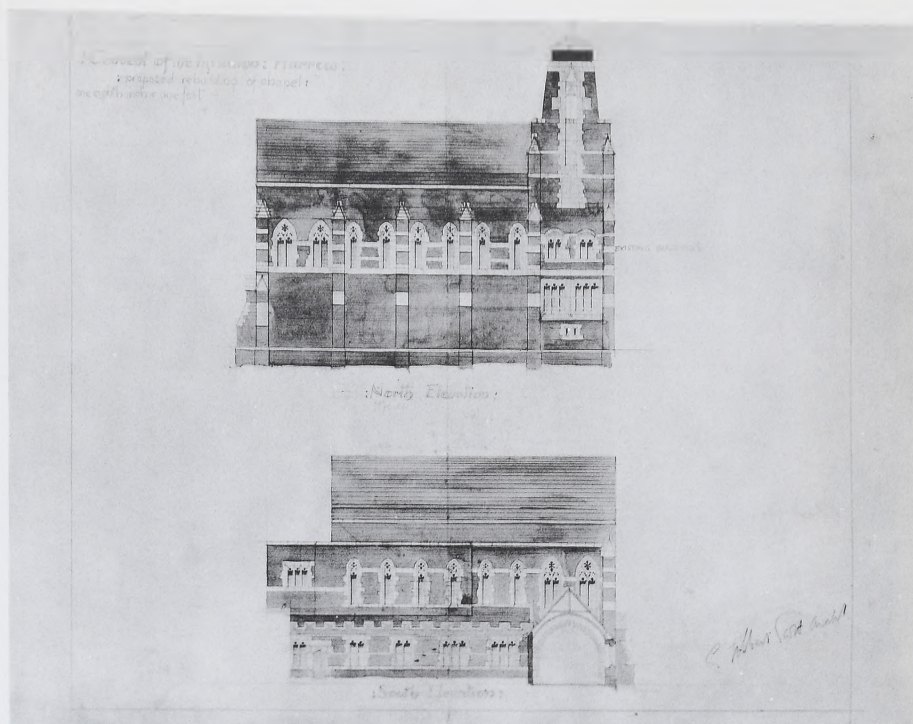


Fig. 102



Fig. 103




Fig. 104




Fig. 105




Fig. 106

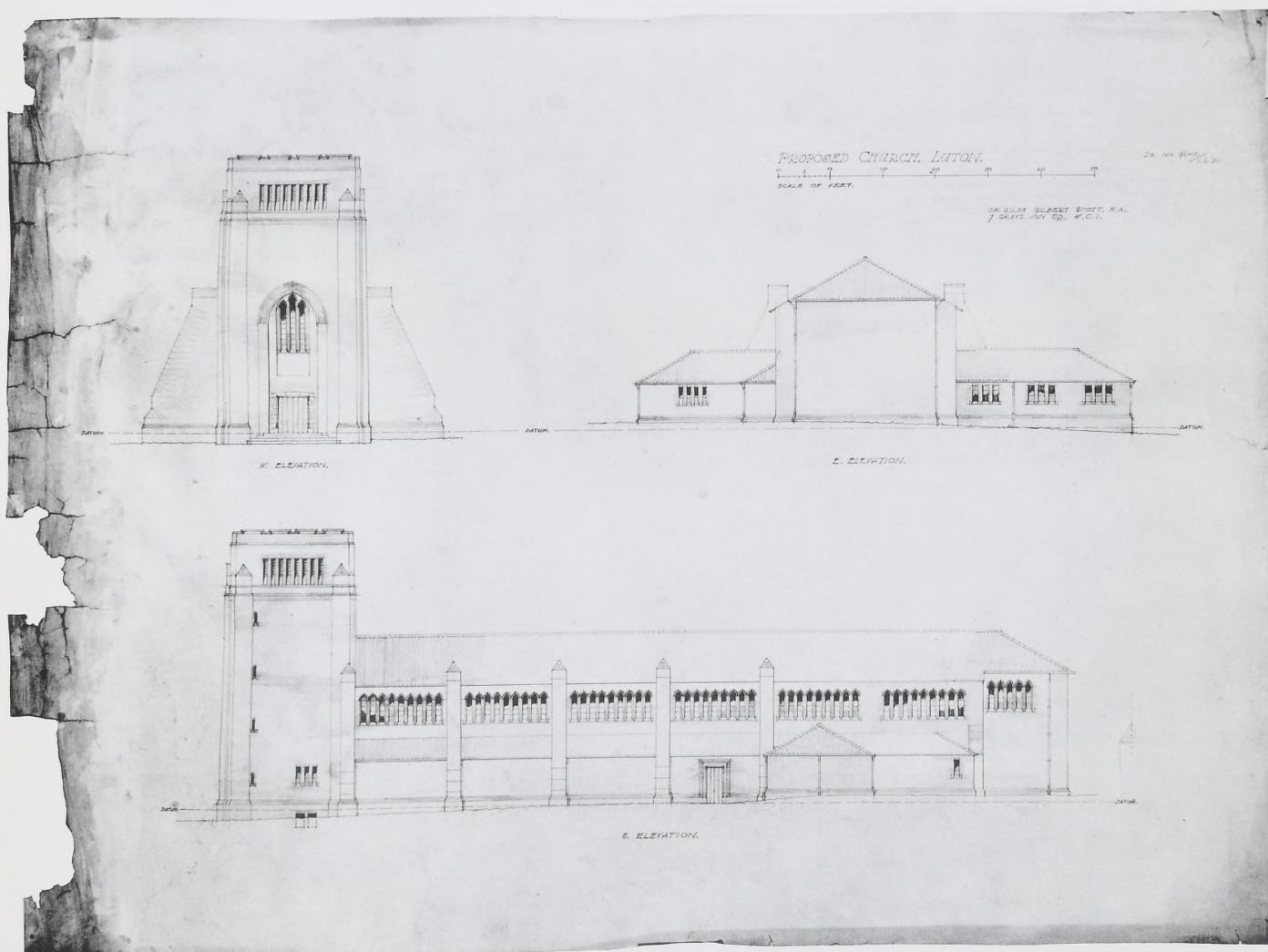


Fig. 107



Fig. 108




Fig. 109

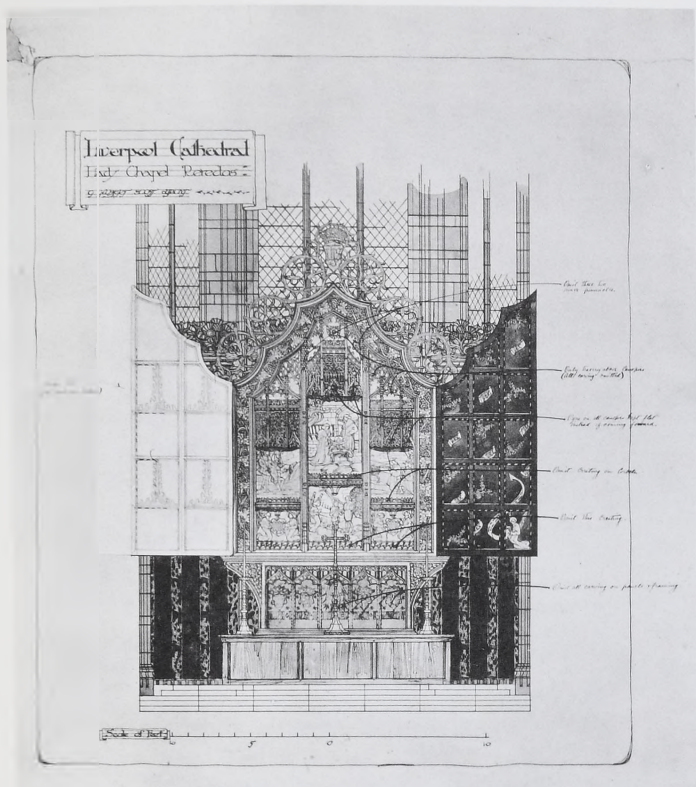


Fig. 110




Fig. 111




Fig. 112




Fig. 113




Fig. 114



Fig. 115

CLARE COLLEGE CAMBRIDGE

G. GILBERT SCOTT, RA. 7 GRAYS INN SQUARE LONDON.

HALF INCH SECTION AND ELEVATION OF MAIN ARCHWAY.




Fig. 116




Fig. 117



Fig. 118

Fig. 119




Fig. 119




Fig. 120

Fig. 121

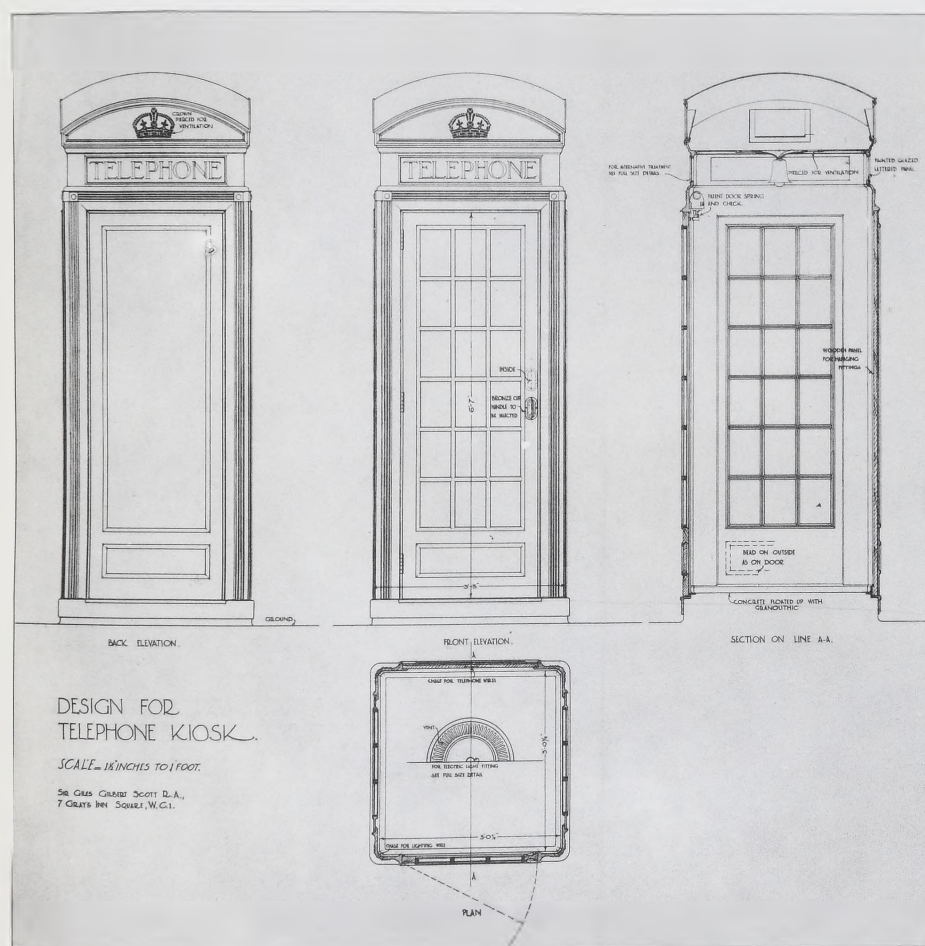


Fig. 121

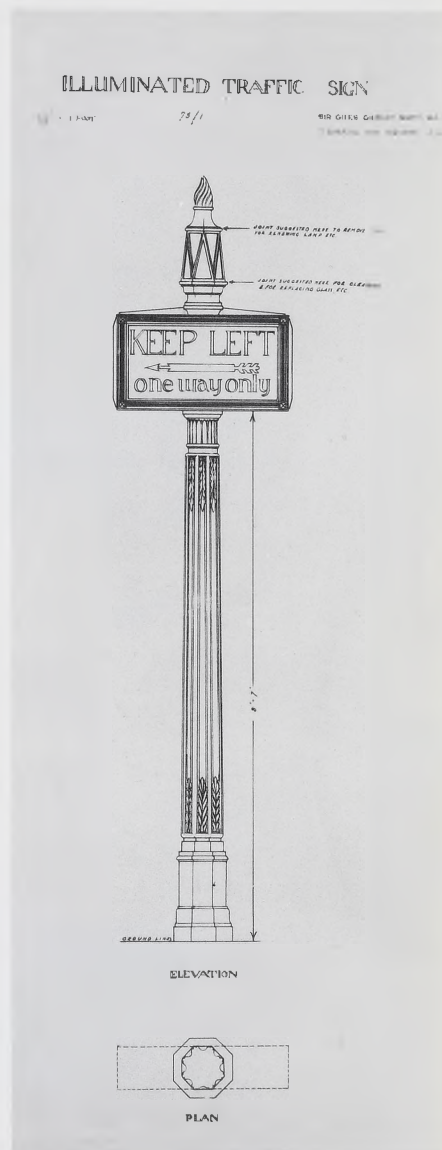


Fig. 122

MOUNT ST. MARY'S COLLEGE, CHESTERFIELD. WAR MEMORIAL CHAPEL.

(See inside right hand page.)

William Gilbert
1914




Fig. 123

Fig. 124

SET 1 B




Fig. 124